



**Prok dv's**®

An ISO 9001 : 2008 Certified Company



## Price List with effect from 01.04.12



## Protection Relays & Digital Panel Meters

Total Reliability in Power system Protection & Monitoring

Sole Distributor for Northern India:

**SYSTEM CONTROLS & SWITCHGEARS**

[www.systemcontrols.co.in](http://www.systemcontrols.co.in)



Channel Partner of:

**Prok dv's**®

An ISO 9001 : 2008 Certified Company



# Price List

with effect from 01-04-2012

## Index

### 1. Protective Relays

- a. EARTH LEAKAGE RELAY WITH CBCT
- b. MICROCONTROLLER BASED EARTH LEAKAGE RELAY WITH MOULDED CASE / RESIN CAST CBCT
- c. EARTH FAULT RELAY - Instantaneous [ Trip time < 100 mSEC ]
- d. EARTH FAULT RELAY - Definite trip time
- e. EARTH FAULT RELAY WITH C.B.C.T. - Instantaneous trip time
- f. EARTH FAULT RELAY WITH C.B.C.T. - Definite trip time
- g. MICROCONTROLLER BASED EARTH FAULT RELAY
- h. MICROCONTROLLER BASED EARTH FAULT RELAY WITH MOULDED CASE / RESIN CAST CBCT
- i. MICROCONTROLLER BASED RESTRICTED EARTH FAULT RELAY
- j. AC VOLTAGE RELAY - LVM Series
- k. AC VOLTAGE RELAY - VOLT PRO, VD- Series

### 2. Frequency Relay

- l. MICROCONTROLLER BASED REVERSE POWER RELAY (Size 144x 144mm)
- m. PHASE FAILURE RELAY - PHASE PHEE
- n. MICROCONTROLLER BASED SINGLE ELEMENT OVER CURRENT RELAY
- o. AUTO POWER FACTOR CORRECTION RELAY
- p. NUMERICAL OVER CURRENT & EARTH FAULT RELAY
- q. NUMERICAL OVER & UNDER VOLTAGE RELAY WITH NEGATIVE PHASE SEQUENCE PROTECTION
- r. MICROCONTROLLER BASED MOTOR PROTECTION RELAY
- s. DIGITAL TAP POSITION INDICATOR

### 3. Digital Panel Meters

- t. MICROCONTROLLER BASED V.A.F. METERS  
with backlit LCD Display, [96 mm x 96 mm] with Built-in Selector Switches
- u. MICROCONTROLLER BASED AUTO CHANGE OVER CUM CURRENT LIMITER (ACCL / ASCL)
- v. Three Phase ACCL WITHOUT LCD Display  
Under and Over Voltage Protection on both EB and DG side and optional feature of EB side Current Limiting.
- w. Three Phase ACCL WITH LCD Display  
Under and Over Voltage Protection on both EB and DG side and optional feature of EB side Current Limiting.
- x. Three Phase ACCL WITH LCD Display  
Under and Over Voltage Protection on both EB and DG side and optional feature of EB side Current Limiting  
Along with site selectable setting of 50% to 100% on DG side.
- y. Modules / Logic - Above 80 amps to 400 amps
- x. BATTERY CHARGERS / SWITCH MODE POWER SUPPLIES

## PROTECTIVE RELAYS

CBCT STANDARD SIZE Internal Diameter

CIRCULAR: 40mm,65mm,100mm,150mm,200mm,250mm & 300mm

RECTANGULAR: User specified.

## EARTH LEAKAGE RELAY WITH CBCT

DIMENSION ( W x H x D )

Flush: 96 x 96 x 70mm, Din: 75 x 95 x 75 mm

Image	Ordering Code	Description	Mounting	MRP
	EL-01-1C-T40-F	1-8 Amps,1C/O,CBCT TAPE WOUND 40 MM Inner dia	FLUSH	4,831
	EL-01-1C-T65-F	1-8 Amps,1C/O,CBCT TAPE WOUND 65 MM Inner dia	FLUSH	4,831
	EL-01-1C-T100-F	1-8 Amps,1C/O,CBCT TAPE WOUND 100 MM Inner dia	FLUSH	5,328
	EL-01-1C-T150-F	1-8 Amps,1C/O,CBCT TAPE WOUND 150 MM Inner dia	FLUSH	5,824
	EL-01-1C-T200-F	1-8 Amps,1C/O,CBCT TAPE WOUND 200 MM Inner dia	FLUSH	6,246
	EL-01-1C-T250-F	1-8 Amps,1C/O,CBCT TAPE WOUND 250 MM Inner dia	FLUSH	6,742
	EL-01-1C-T300-F	1-8 Amps,1C/O,CBCT TAPE WOUND 300 MM Inner dia	FLUSH	7,465
	EL-01-1C-R40-F	1-8 Amps,1C/O,CBCT RESIN CAST 40 MM Inner dia	FLUSH	7,570
	EL-01-1C-R65-F	1-8 Amps,1C/O,CBCT RESIN CAST 65 MM Inner dia	FLUSH	7,570
	EL-01-1C-R100-F	1-8 Amps,1C/O,CBCT RESIN CAST 100 MM Inner dia	FLUSH	8,067
	EL-01-1C-R150-F	1-8 Amps,1C/O,CBCT RESIN CAST 150 MM Inner dia	FLUSH	8,970
	EL-01-1C-R200-F	1-8 Amps,1C/O,CBCT RESIN CAST 200 MM Inner dia	FLUSH	9,888
	EL-01-1C-R250-F	1-8 Amps,1C/O,CBCT RESIN CAST 250 MM Inner dia	FLUSH	10,385
	EL-01-1C-R300-F	1-8 Amps,1C/O,CBCT RESIN CAST 300 MM Inner dia	FLUSH	11,107
	DEL-01-2C-T40-D	1-8 Amps,2C/O,CBCT TAPE WOUND 40 MM Inner dia	DIN	5,388
	DEL-01-2C-T65-D	1-8 Amps,2C/O,CBCT TAPE WOUND 65 MM Inner dia	DIN	5,388
	DEL-01-2C-T100-D	1-8 Amps,2C/O,CBCT TAPE WOUND 100 MM Inner dia	DIN	5,870
	DEL-01-2C-T150-D	1-8 Amps,2C/O,CBCT TAPE WOUND 150 MM Inner dia	DIN	6,381
	DEL-01-2C-T200-D	1-8 Amps,2C/O,CBCT TAPE WOUND 200 MM Inner dia	DIN	6,788
	DEL-01-2C-T250-D	1-8 Amps,2C/O,CBCT TAPE WOUND 250 MM Inner dia	DIN	7,284
	DEL-01-2C-T300-D	1-8 Amps,2C/O,CBCT TAPE WOUND 300 MM Inner dia	DIN	8,007
	DEL-01-2C-R40-D	1-8 Amps,2C/O,CBCT RESIN CAST 40 MM Inner dia	DIN	8,112
	DEL-01-2C-R65-D	1-8 Amps,2C/O,CBCT RESIN CAST 65 MM Inner dia	DIN	8,112
	DEL-01-2C-R100-D	1-8 Amps,2C/O,CBCT RESIN CAST 100 MM Inner dia	DIN	8,609
	DEL-01-2C-R150-D	1-8 Amps,2C/O,CBCT RESIN CAST 150 MM Inner dia	DIN	9,512
	DEL-01-2C-R200-D	1-8 Amps,2C/O,CBCT RESIN CAST 200 MM Inner dia	DIN	10,430
	DEL-01-2C-R250-D	1-8 Amps,2C/O,CBCT RESIN CAST 250 MM Inner dia	DIN	10,926
	DEL-01-2C-R300-D	1-8 Amps,2C/O,CBCT RESIN CAST 300 MM Inner dia	DIN	11,649
	EL-02-1C-T40-F	30mA - 300 mA,1C/O,CBCT TAPE WOUND 40 MM Inner dia	FLUSH	5,192
	EL-02-1C-T65-F	30mA - 300 mA,1C/O,CBCT TAPE WOUND 65 MM Inner dia	FLUSH	5,192
	EL-02-1C-T100-F	30mA - 300mA,1C/O,CBCT TAPE WOUND 100 MM Inner dia	FLUSH	5,689
	EL-02-1C-T150-F	30mA - 300mA,1C/O,CBCT TAPE WOUND 150 MM Inner dia	FLUSH	6,186
	EL-02-1C-R40-F	30mA - 300 mA,1C/O,CBCT RESIN CAST 40 MM Inner dia	FLUSH	7,931
	EL-02-1C-R65-F	30mA - 300 mA,1C/O,CBCT RESIN CAST 65 MM Inner dia	FLUSH	7,931
	EL-02-1C-R100-F	30mA - 300mA,1C/O,CBCT RESIN CAST 100 MM Inner dia	FLUSH	8,609
	EL-02-1C-R150-F	30mA - 300mA,1C/O,CBCT RESIN CAST 150 MM Inner dia	FLUSH	9,331
	DEL-02-2C-T40-D	30mA - 300 mA,2C/O,CBCT TAPE WOUND 40 MM Inner dia	DIN	5,749
	DEL-02-2C-T65-D	30mA - 300 mA,2C/O,CBCT TAPE WOUND 65 MM Inner dia	DIN	5,749
	DEL-02-2C-T100-D	30mA - 300mA,2C/O,CBCT TAPE WOUND 100 MM Inner dia	DIN	6,246
	DEL-02-2C-T150-D	30mA - 300mA,2C/O,CBCT TAPE WOUND 150 MM Inner dia	DIN	6,742

## PROTECTIVE RELAYS

CBCT STANDARD SIZE Internal Diameter

CIRCULAR: 40mm,65mm,100mm,150mm, 200mm,250mm & 300mm

RECTANGULAR: User specified.

## EARTH LEAKAGE RELAY WITH CBCT

DIMENSION ( W x H x D )

Flush: 96 x 96 x 70mm, Din: 75 x 95 x 75 mm

Image	Ordering Code	Description	Mounting	MRP
	DEL-02-2C-R40-D	30mA - 300 mA,2C/O,CBCT RESIN CAST 40 MM Inner dia	DIN	8,473
	DEL-02-2C-R65-D	30mA - 300 mA,2C/O,CBCT RESIN CAST 65 MM Inner dia	DIN	8,473
	DEL-02-2C-R100-D	30mA - 300mA,2C/O,CBCT RESIN CAST 100 MM Inner dia	DIN	8,970
	DEL-02-2C-R150-D	30mA - 300mA,2C/O,CBCT RESIN CAST 150 MM Inner dia	DIN	9,888
	EL-03-1C-T40-F	300mA - 3000 mA,1C/O,CBCT TAPE WOUND 40 MM Inner dia	FLUSH	4,831
	EL-03-1C-T65-F	300mA - 3000 mA,1C/O,CBCT TAPE WOUND 65 MM Inner dia	FLUSH	4,831
	EL-03-1C-T100-F	300mA - 3000mA,1C/O,CBCT TAPE WOUND 100 MM Inner dia	FLUSH	5,328
	EL-03-1C-T150-F	300mA - 3000mA,1C/O,CBCT TAPE WOUND 150 MM Inner dia	FLUSH	5,824
	EL-03-1C-T200-F	300mA - 3000mA,1C/O,CBCT TAPE WOUND 200 MM Inner dia	FLUSH	6,246
	EL-03-1C-T250-F	300mA - 3000mA,1C/O,CBCT TAPE WOUND 250 MM Inner dia	FLUSH	6,742
	EL-03-1C-T300-F	300mA - 3000mA,1C/O,CBCT TAPE WOUND 300 MM Inner dia	FLUSH	7,465
		EL-03-1C-R40-F	300mA - 3000 mA,1C/O,CBCT RESIN CAST 40 MM Inner dia	FLUSH
EL-03-1C-R65-F		300mA - 3000 mA,1C/O,CBCT RESIN CAST 65 MM Inner dia	FLUSH	7,570
EL-03-1C-R100-F		300mA - 3000mA,1C/O,CBCT RESIN CAST 100 MM Inner dia	FLUSH	8,067
EL-03-1C-R150-F		300mA - 3000mA,1C/O,CBCT RESIN CAST 150 MM Inner dia	FLUSH	8,970
EL-03-1C-R200-F		300mA - 3000mA,1C/O,CBCT RESIN CAST 200 MM Inner dia	FLUSH	9,888
EL-03-1C-R250-F		300mA - 3000mA,1C/O,CBCT RESIN CAST 250 MM Inner dia	FLUSH	10,385
EL-03-1C-R300-F		300mA - 3000mA,1C/O,CBCT RESIN CAST 300 MM Inner dia	FLUSH	11,107
		DEL-03-2C-T40-D	300mA - 3000 mA,2C/O,CBCT TAPE WOUND 40 MM Inner dia	DIN
	DEL-03-2C-T65-D	300mA - 3000 mA,2C/O,CBCT TAPE WOUND 65 MM Inner dia	DIN	5,373
	DEL-03-2C-T100-D	300mA - 3000mA,2C/O,CBCT TAPE WOUND 100 MM Inner dia	DIN	5,870
	DEL-03-2C-T150-D	300mA - 3000mA,2C/O,CBCT TAPE WOUND 150 MM Inner dia	DIN	6,381
	DEL-03-2C-T200-D	300mA - 3000mA,2C/O,CBCT TAPE WOUND 200 MM Inner dia	DIN	6,788
	DEL-03-2C-T250-D	300mA - 3000mA,2C/O,CBCT TAPE WOUND 250 MM Inner dia	DIN	7,284
	DEL-03-2C-T300-D	300mA - 3000mA,2C/O,CBCT TAPE WOUND 300 MM Inner dia	DIN	8,007
		DEL-03-2C-R40-D	300mA - 3000 mA,2C/O,CBCT RESIN CAST 40 MM Inner dia	DIN
DEL-03-2C-R65-D		300mA - 3000 mA,2C/O,CBCT RESIN CAST 65 MM Inner dia	DIN	8,112
DEL-03-2C-R100-D		300mA - 3000mA,2C/O,CBCT RESIN CAST 100 MM Inner dia	DIN	8,609
DEL-03-2C-R150-D		300mA - 3000mA,2C/O,CBCT RESIN CAST 150 MM Inner dia	DIN	9,512
DEL-03-2C-R200-D		300mA - 3000mA,2C/O,CBCT RESIN CAST 200 MM Inner dia	DIN	10,430
DEL-03-2C-R250-D		300mA - 3000mA,2C/O,CBCT RESIN CAST 250 MM Inner dia	DIN	10,926
DEL-03-2C-R300-D		300mA - 3000mA,2C/O,CBCT RESIN CAST 300 MM Inner dia	DIN	11,649
		EL-04-1C-T40-F	1-4 Amps,1C/O,CBCT TAPE WOUND 40 MM Inner dia	FLUSH
	EL-04-1C-T65-F	1-4 Amps,1C/O,CBCT TAPE WOUND 65 MM Inner dia	FLUSH	4,831
	EL-04-1C-T100-F	1-4 Amps,1C/O,CBCT TAPE WOUND 100 MM Inner dia	FLUSH	5,328
	EL-04-1C-T150-F	1-4 Amps,1C/O,CBCT TAPE WOUND 150 MM Inner dia	FLUSH	5,824
	EL-04-1C-T200-F	1-4 Amps,1C/O,CBCT TAPE WOUND 200 MM Inner dia	FLUSH	6,246
	EL-04-1C-T250-F	1-4 Amps,1C/O,CBCT TAPE WOUND 250 MM Inner dia	FLUSH	6,742
	EL-04-1C-T300-F	1-4 Amps,1C/O,CBCT TAPE WOUND 300 MM Inner dia	FLUSH	7,465

## PROTECTIVE RELAYS

CBCT STANDARD SIZE Internal Diameter

CIRCULAR: 40mm,65mm,100mm,150mm,200mm,250mm & 300mm

RECTANGULAR: User specified.

## EARTH LEAKAGE RELAY WITH CBCT

DIMENSION ( W x H x D )

Flush: 96 x 96 x 70mm, Din: 75 x 95 x 75 mm

Image	Ordering Code	Description	Mounting	MRP
	EL-04-1C-R40-F	1-4 Amps,1C/O,CBCT RESIN CAST 40 MM Inner dia	FLUSH	7,570
	EL-04-1C-R65-F	1-4 Amps,1C/O,CBCT RESIN CAST 65 MM Inner dia	FLUSH	7,570
	EL-04-1C-R100-F	1-4 Amps,1C/O,CBCT RESIN CAST 100 MM Inner dia	FLUSH	8,067
	EL-04-1C-R150-F	1-4 Amps,1C/O,CBCT RESIN CAST 150 MM Inner dia	FLUSH	8,970
	EL-04-1C-R200-F	1-4 Amps,1C/O,CBCT RESIN CAST 200 MM Inner dia	FLUSH	9,888
	EL-04-1C-R250-F	1-4 Amps,1C/O,CBCT RESIN CAST 250 MM Inner dia	FLUSH	10,385
	EL-04-1C-R300-F	1-4 Amps,1C/O,CBCT RESIN CAST 300 MM Inner dia	FLUSH	11,107
	DEL-04-2C-T40-D	1-4 Amps,2C/O,CBCT TAPE WOUND 40 MM Inner dia	DIN	5,373
	DEL-04-2C-T65-D	1-4 Amps,2C/O,CBCT TAPE WOUND 65 MM Inner dia	DIN	5,373
	DEL-04-2C-T100-D	1-4 Amps,2C/O,CBCT TAPE WOUND 100 MM Inner dia	DIN	5,870
	DEL-04-2C-T150-D	1-4 Amps,2C/O,CBCT TAPE WOUND 150 MM Inner dia	DIN	6,381
	DEL-04-2C-T200-D	1-4 Amps,2C/O,CBCT TAPE WOUND 200 MM Inner dia	DIN	6,788
	DEL-04-2C-T250-D	1-4 Amps,2C/O,CBCT TAPE WOUND 250 MM Inner dia	DIN	7,284
	DEL-04-2C-T300-D	1-4 Amps,2C/O,CBCT TAPE WOUND 300 MM Inner dia	DIN	8,007
	DEL-04-2C-R40-D	1-4 Amps,2C/O,CBCT RESIN CAST 40 MM Inner dia	DIN	8,112
	DEL-04-2C-R65-D	1-4 Amps,2C/O,CBCT RESIN CAST 65 MM Inner dia	DIN	8,112
	DEL-04-2C-R100-D	1-4 Amps,2C/O,CBCT RESIN CAST 100 MM Inner dia	DIN	8,609
	DEL-04-2C-R150-D	1-4 Amps,2C/O,CBCT RESIN CAST 150 MM Inner dia	DIN	9,512
	DEL-04-2C-R200-D	1-4 Amps,2C/O,CBCT RESIN CAST 200 MM Inner dia	DIN	10,430
	DEL-04-2C-R250-D	1-4 Amps,2C/O,CBCT RESIN CAST 250 MM Inner dia	DIN	10,926
	DEL-04-2C-R300-D	1-4 Amps,2C/O,CBCT RESIN CAST 300 MM Inner dia	DIN	11,649
	EL-05-1C-T40-F	30mA - 3000 mA,1C/O,CBCT TAPE WOUND 40 MM Inner dia	FLUSH	5,192
	EL-05-1C-T65-F	30mA - 3000 mA,1C/O,CBCT TAPE WOUND 65 MM Inner dia	FLUSH	5,192
	EL-05-1C-T100-F	30mA - 3000mA,1C/O,CBCT TAPE WOUND 100 MM Inner dia	FLUSH	5,689
	EL-05-1C-T150-F	30mA - 3000mA,1C/O,CBCT TAPE WOUND 150 MM Inner dia	FLUSH	6,186
	EL-05-1C-R40-F	30mA - 3000 mA,1C/O,CBCT RESIN CAST 40 MM Inner dia	FLUSH	7,931
	EL-05-1C-R65-F	30mA - 3000 mA,1C/O,CBCT RESIN CAST 65 MM Inner dia	FLUSH	7,931
	EL-05-1C-R100-F	30mA - 3000mA,1C/O,CBCT RESIN CAST 100 MM Inner dia	FLUSH	8,609
	EL-05-1C-R150-F	30mA - 3000mA,1C/O,CBCT RESIN CAST 150 MM Inner dia	FLUSH	9,331
	DEL-05-2C-T40-D	30mA - 3000 mA,2C/O,CBCT TAPE WOUND 40 MM Inner dia	DIN	5,749
	DEL-05-2C-T65-D	30mA - 3000 mA,2C/O,CBCT TAPE WOUND 65 MM Inner dia	DIN	5,749
	DEL-05-2C-T100-D	30mA - 3000mA,2C/O,CBCT TAPE WOUND 100 MM Inner dia	DIN	6,246
	DEL-05-2C-T150-D	30mA - 3000mA,2C/O,CBCT TAPE WOUND 150 MM Inner dia	DIN	6,742
	DEL-05-2C-R40-D	30mA - 3000 mA,2C/O,CBCT RESIN CAST 40 MM Inner dia	DIN	8,473
	DEL-05-2C-R65-D	30mA - 3000 mA,2C/O,CBCT RESIN CAST 65 MM Inner dia	DIN	8,473
	DEL-05-2C-R100-D	30mA - 3000mA,2C/O,CBCT RESIN CAST 100 MM Inner dia	DIN	8,970
	DEL-05-2C-R150-D	30mA - 3000mA,2C/O,CBCT RESIN CAST 150 MM Inner dia	DIN	9,888
	EL-06-1C-T40-F	1-10 Amps,1C/O,CBCT TAPE WOUND 40 MM Inner dia	FLUSH	4,831
EL-06-1C-T65-F	1-10 Amps,1C/O,CBCT TAPE WOUND 65 MM Inner dia	FLUSH	4,831	

## PROTECTIVE RELAYS

CBCT STANDARD SIZE Internal Diameter



CIRCULAR: 40mm,65mm,100mm,150mm, 200mm,250mm & 300mm

RECTANGULAR: User specified.

## EARTH LEAKAGE RELAY WITH CBCT

DIMENSION ( W x H x D )

Flush: 96 x 96 x 70mm, Din: 75 x 95 x 75 mm

Image	Ordering Code	Description	Mounting	MRP	
	EL-06-1C-T100-F	1-10 Amps,1C/O,CBCT TAPE WOUND 100 MM Inner dia	FLUSH	5,328	
	EL-06-1C-T150-F	1-10 Amps,1C/O,CBCT TAPE WOUND 150 MM Inner dia	FLUSH	5,824	
	EL-06-1C-T200-F	1-10 Amps,1C/O,CBCT TAPE WOUND 200 MM Inner dia	FLUSH	6,246	
	EL-06-1C-T250-F	1-10 Amps,1C/O,CBCT TAPE WOUND 250 MM Inner dia	FLUSH	6,742	
	EL-06-1C-T300-F	1-10 Amps,1C/O,CBCT TAPE WOUND 300 MM Inner dia	FLUSH	7,465	
	EL-06-1C-R40-F	1-10 Amps,1C/O,CBCT RESIN CAST 40 MM Inner dia	FLUSH	7,570	
	EL-06-1C-R65-F	1-10 Amps,1C/O,CBCT RESIN CAST 65 MM Inner dia	FLUSH	7,570	
	EL-06-1C-R100-F	1-10 Amps,1C/O,CBCT RESIN CAST 100 MM Inner dia	FLUSH	8,067	
	EL-06-1C-R150-F	1-10 Amps,1C/O,CBCT RESIN CAST 150 MM Inner dia	FLUSH	8,970	
	EL-06-1C-R200-F	1-10 Amps,1C/O,CBCT RESIN CAST 200 MM Inner dia	FLUSH	9,888	
	EL-06-1C-R250-F	1-10 Amps,1C/O,CBCT RESIN CAST 250 MM Inner dia	FLUSH	10,385	
	EL-06-1C-R300-F	1-10 Amps,1C/O,CBCT RESIN CAST 300 MM Inner dia	FLUSH	11,107	
		DEL-06-2C-T40-D	1-10 Amps,2C/O,CBCT TAPE WOUND 40 MM Inner dia	DIN	5,373
		DEL-06-2C-T65-D	1-10 Amps,2C/O,CBCT TAPE WOUND 65 MM Inner dia	DIN	5,373
		DEL-06-2C-T100-D	1-10 Amps,2C/O,CBCT TAPE WOUND 100 MM Inner dia	DIN	5,870
		DEL-06-2C-T150-D	1-10 Amps,2C/O,CBCT TAPE WOUND 150 MM Inner dia	DIN	6,381
DEL-06-2C-T200-D		1-10 Amps,2C/O,CBCT TAPE WOUND 200 MM Inner dia	DIN	6,788	
DEL-06-2C-T250-D		1-10 Amps,2C/O,CBCT TAPE WOUND 250 MM Inner dia	DIN	7,284	
DEL-06-2C-T300-D		1-10 Amps,2C/O,CBCT TAPE WOUND 300 MM Inner dia	DIN	8,007	
DEL-06-2C-R40-D		1-10 Amps,2C/O,CBCT RESIN CAST 40 MM Inner dia	DIN	8,112	
DEL-06-2C-R65-D		1-10 Amps,2C/O,CBCT RESIN CAST 65 MM Inner dia	DIN	8,112	
DEL-06-2C-R100-D		1-10 Amps,2C/O,CBCT RESIN CAST 100 MM Inner dia	DIN	8,609	
	DEL-06-2C-R150-D	1-10 Amps,2C/O,CBCT RESIN CAST 150 MM Inner dia	DIN	9,512	
	DEL-06-2C-R200-D	1-10 Amps,2C/O,CBCT RESIN CAST 200 MM Inner dia	DIN	10,430	
	DEL-06-2C-R250-D	1-10 Amps,2C/O,CBCT RESIN CAST 250 MM Inner dia	DIN	10,926	
	DEL-06-2C-R300-D	1-10 Amps,2C/O,CBCT RESIN CAST 300 MM Inner dia	DIN	11,649	
		EL-07-1C-T40-F	4-12 Amps,1C/O,CBCT TAPE WOUND 40 MM Inner dia	FLUSH	4,831
		EL-07-1C-T65-F	4-12 Amps,1C/O,CBCT TAPE WOUND 65 MM Inner dia	FLUSH	4,831
		EL-07-1C-T100-F	4-12 Amps,1C/O,CBCT TAPE WOUND 100 MM Inner dia	FLUSH	5,328
		EL-07-1C-T150-F	4-12 Amps,1C/O,CBCT TAPE WOUND 150 MM Inner dia	FLUSH	5,824
		EL-07-1C-T200-F	4-12 Amps,1C/O,CBCT TAPE WOUND 200 MM Inner dia	FLUSH	6,246
		EL-07-1C-T250-F	4-12 Amps,1C/O,CBCT TAPE WOUND 250 MM Inner dia	FLUSH	6,742
EL-07-1C-T300-F		4-12 Amps,1C/O,CBCT TAPE WOUND 300 MM Inner dia	FLUSH	7,465	
EL-07-1C-R40-F		4-12 Amps,1C/O,CBCT RESIN CAST 40 MM Inner dia	FLUSH	7,570	
EL-07-1C-R65-F		4-12 Amps,1C/O,CBCT RESIN CAST 65 MM Inner dia	FLUSH	7,570	
EL-07-1C-R100-F		4-12 Amps,1C/O,CBCT RESIN CAST 100 MM Inner dia	FLUSH	8,067	
	EL-07-1C-R150-F	4-12 Amps,1C/O,CBCT RESIN CAST 150 MM Inner dia	FLUSH	8,970	
	EL-07-1C-R200-F	4-12 Amps,1C/O,CBCT RESIN CAST 200 MM Inner dia	FLUSH	9,888	
	EL-07-1C-R250-F	4-12 Amps,1C/O,CBCT RESIN CAST 250 MM Inner dia	FLUSH	10,385	
	EL-07-1C-R300-F	4-12 Amps,1C/O,CBCT RESIN CAST 300 MM Inner dia	FLUSH	11,107	

## PROTECTIVE RELAYS

CBCT STANDARD SIZE Internal Diameter




CIRCULAR: 40mm,65mm,100mm,150mm, 200mm,250mm & 300mm

RECTANGULAR: User specified.

## EARTH LEAKAGE RELAY WITH CBCT

DIMENSION ( W x H x D )


Flush: 96 x 96 x 70mm, Din: 75 x 95 x 75 mm

Image	Ordering Code	Description	Mounting	MRP
	DEL-07-2C-T40-D	4-12 Amps,2C/O,CBCT TAPE WOUND 40 MM Inner dia	DIN	5,373
	DEL-07-2C-T65-D	4-12 Amps,2C/O,CBCT TAPE WOUND 65 MM Inner dia	DIN	5,373
	DEL-07-2C-T100-D	4-12 Amps,2C/O,CBCT TAPE WOUND 100 MM Inner dia	DIN	5,870
	DEL-07-2C-T150-D	4-12 Amps,2C/O,CBCT TAPE WOUND 150 MM Inner dia	DIN	6,381
	DEL-07-2C-T200-D	4-12 Amps,2C/O,CBCT TAPE WOUND 200 MM Inner dia	DIN	6,788
	DEL-07-2C-T250-D	4-12 Amps,2C/O,CBCT TAPE WOUND 250 MM Inner dia	DIN	7,284
	DEL-07-2C-T300-D	4-12 Amps,2C/O,CBCT TAPE WOUND 300 MM Inner dia	DIN	8,007
	DEL-07-2C-R40-D	4-12 Amps,2C/O,CBCT RESIN CAST 40 MM Inner dia	DIN	8,112
	DEL-07-2C-R65-D	4-12 Amps,2C/O,CBCT RESIN CAST 65 MM Inner dia	DIN	8,112
	DEL-07-2C-R100-D	4-12 Amps,2C/O,CBCT RESIN CAST 100 MM Inner dia	DIN	8,609
	DEL-07-2C-R150-D	4-12 Amps,2C/O,CBCT RESIN CAST 150 MM Inner dia	DIN	9,512
	DEL-07-2C-R200-D	4-12 Amps,2C/O,CBCT RESIN CAST 200 MM Inner dia	DIN	10,430
	DEL-07-2C-R250-D	4-12 Amps,2C/O,CBCT RESIN CAST 250 MM Inner dia	DIN	10,926
	DEL-07-2C-R300-D	4-12 Amps,2C/O,CBCT RESIN CAST 300 MM Inner dia	DIN	11,649
	ELSPL-52-1C-T40-F	50mA - 2000 mA,1C/O,CBCT TAPE WOUND 40 MM Inner dia	FLUSH	5,192
	ELSPL-52-1C-T65-F	50mA - 2000 mA,1C/O,CBCT TAPE WOUND 65 MM Inner dia	FLUSH	5,192
	ELSPL-52-1C-T100-F	50mA - 2000mA,1C/O,CBCT TAPE WOUND 100 MM Inner dia	FLUSH	5,689
	ELSPL-52-1C-T150-F	50mA - 2000mA,1C/O,CBCT TAPE WOUND 150 MM Inner dia	FLUSH	6,186
	ELSPL-52-1C-R40-F	50mA - 2000 mA,1C/O,CBCT RESIN CAST 40 MM Inner dia	FLUSH	7,931
	ELSPL-52-1C-R65-F	50mA - 2000 mA,1C/O,CBCT RESIN CAST 65 MM Inner dia	FLUSH	7,931
	ELSPL-52-1C-R100-F	50mA - 2000mA,1C/O,CBCT RESIN CAST 100 MM Inner dia	FLUSH	8,609
	ELSPL-52-1C-R150-F	50mA - 2000mA,1C/O,CBCT RESIN CAST 150 MM Inner dia	FLUSH	9,331
	DELSPL-52-2C-T40-D	50mA - 2000 mA,2C/O,CBCT TAPE WOUND 40 MM Inner dia	DIN	5,749
	DELSPL-52-2C-T65-D	50mA - 2000 mA,2C/O,CBCT TAPE WOUND 65 MM Inner dia	DIN	5,749
	DELSPL-52-2C-T100-D	50mA - 2000mA,2C/O,CBCT TAPE WOUND 100 MM Inner dia	DIN	6,246
	DELSPL-52-2C-T150-D	50mA - 2000mA,2C/O,CBCT TAPE WOUND 150 MM Inner dia	DIN	6,742
	DELSPL-52-2C-R40-D	50mA - 2000 mA,2C/O,CBCT RESIN CAST 40 MM Inner dia	DIN	8,473
	DELSPL-52-2C-R65-D	50mA - 2000 mA,2C/O,CBCT RESIN CAST 65 MM Inner dia	DIN	8,473
	DELSPL-52-2C-R100-D	50mA - 2000mA,2C/O,CBCT RESIN CAST 100 MM Inner dia	DIN	8,970
	DELSPL-52-2C-R150-D	50mA - 2000mA,2C/O,CBCT RESIN CAST 150 MM Inner dia	DIN	9,888

- Note: 1. For Flush Mounting Relay, 2 C/O contacts Rs.300.00 extra on the above prices  
 2. Rectangular type CBCT can be tailored to customer specification suitable for Bus Bar or Cable entry - PRICE ON REQUEST  
 3. For DC aux.supply - price on request  
 4. Mention Aux.Supply required : 110 Volts OR 230 Volts OR 380 Volts OR 415 Volts OR 550 Volts AC, 50 HZ

## MICROCONTROLLER BASED EARTH LEAKAGE RELAY WITH MOULDED CASE / RESIN CAST CBCT

Range : 300mA to 12000 mA , trip time delay 0.00 to 5.00 sec, with backlit LCD display  
 aux.supply 85-275 Volts AC/DC - MC= Moulded case CBCT / RC = Resin Cast CBCT

Image	Ordering Code	Description	Mounting	MRP
	MPEL-01-2C-MC-40-F-85-275	300mA-12000 mA,2C/O,Moulded Case CBCT 40 mm Inner Dia,aux.85-275	FLUSH	6,757
	MPEL-01-2C-MC-65-F-85-275	300mA-12000 mA,2C/O,Moulded Case CBCT 65 mm Inner Dia,aux.85-275	FLUSH	6,757
	MPEL-01-2C-MC-100-F-85-275	300mA-12000 mA,2C/O,Moulded Case CBCT 100 mm Inner Dia,aux.85-275	FLUSH	7,450
	MPEL-01-2C-MC-150-F-85-275	300mA-12000 mA,2C/O,Moulded Case CBCT 150 mm Inner Dia,aux.85-275	FLUSH	8,157
	MPEL-01-2C-MC-200-F-85-275	300mA-12000 mA,2C/O,Moulded Case CBCT 200 mm Inner Dia,aux.85-275	FLUSH	8,729
	MPEL-01-2C-MC-250-F-85-275	300mA-12000 mA,2C/O,Moulded Case CBCT 250 mm Inner Dia,aux.85-275	FLUSH	9,436
	MPEL-01-2C-MC-300-F-85-275	300mA-12000 mA,2C/O,Moulded Case CBCT 300 mm Inner Dia,aux.85-275	FLUSH	10,445
	DMPEL-01-2C-MC-40-D-85-275	300mA-12000 mA,2C/O,Moulded Case CBCT 40 mm Inner Dia,aux.85-275	DIN	7,525
	DMPEL-01-2C-MC-65-D-85-275	300mA-12000 mA,2C/O,Moulded Case CBCT 65 mm Inner Dia,aux.85-275	DIN	7,525
	DMPEL-01-2C-MC-100-D-85-275	300mA-12000 mA,2C/O,Moulded Case CBCT 100 mm Inner Dia,aux.85-275	DIN	8,232
	DMPEL-01-2C-MC-150-D-85-275	300mA-12000 mA,2C/O,Moulded Case CBCT 150 mm Inner Dia,aux.85-275	DIN	8,925
	DMPEL-01-2C-MC-200-D-85-275	300mA-12000 mA,2C/O,Moulded Case CBCT 200 mm Inner Dia,aux.85-275	DIN	9,497
	DMPEL-01-2C-MC-250-D-85-275	300mA-12000 mA,2C/O,Moulded Case CBCT 250 mm Inner Dia,aux.85-275	DIN	10,204
	DMPEL-01-2C-MC-300-D-85-275	300mA-12000 mA,2C/O,Moulded Case CBCT 300 mm Inner Dia,aux.85-275	DIN	11,227
	MPEL-01-2C-RC-40-F-85-275	300mA - 12000 mA,2C/O,Resin Cast CBCT 40 mm Inner Dia,aux.85-275	FLUSH	10,580
	MPEL-01-2C-RC-65-F-85-275	300mA - 12000 mA,2C/O,Resin Cast CBCT 65 mm Inner Dia,aux.85-275	FLUSH	10,580
	MPEL-01-2C-RC-100-F-85-275	300mA - 12000 mA,2C/O,Resin Cast CBCT 100 mm Inner Dia,aux.85-275	FLUSH	11,288
	MPEL-01-2C-RC-150-F-85-275	300mA - 12000 mA,2C/O,Resin Cast CBCT 150 mm Inner Dia,aux.85-275	FLUSH	12,552
	MPEL-01-2C-RC-200-F-85-275	300mA - 12000 mA,2C/O,Resin Cast CBCT 200 mm Inner Dia,aux.85-275	FLUSH	13,831
	MPEL-01-2C-RC-250-F-85-275	300mA - 12000 mA,2C/O,Resin Cast CBCT 250 mm Inner Dia,aux.85-275	FLUSH	14,538
	MPEL-01-2C-RC-300-F-85-275	300mA - 12000 mA,2C/O,Resin Cast CBCT 300 mm Inner Dia,aux.85-275	FLUSH	15,547
	DMPEL-01-2C-RC-40-D-85-275	300mA - 12000 mA,2C/O,Resin Cast CBCT 40 mm Inner Dia,aux.85-275	DIN	11,348
	DMPEL-01-2C-RC-65-D-85-275	300mA - 12000 mA,2C/O,Resin Cast CBCT 65 mm Inner Dia,aux.85-275	DIN	11,348
	DMPEL-01-2C-RC-100-D-85-275	300mA - 12000 mA,2C/O,Resin Cast CBCT 100 mm Inner Dia,aux.85-275	DIN	12,040
	DMPEL-01-2C-RC-150-D-85-275	300mA - 12000 mA,2C/O,Resin Cast CBCT 150 mm Inner Dia,aux.85-275	DIN	13,319
	DMPEL-01-2C-RC-200-D-85-275	300mA - 12000 mA,2C/O,Resin Cast CBCT 200 mm Inner Dia,aux.85-275	DIN	14,599
	DMPEL-01-2C-RC-250-D-85-275	300mA - 12000 mA,2C/O,Resin Cast CBCT 250 mm Inner Dia,aux.85-275	DIN	15,291
	DMPEL-01-2C-RC-300-D-85-275	300mA - 12000 mA,2C/O,Resin Cast CBCT 300 mm Inner Dia,aux.85-275	DIN	16,329
Range : 30mA to 3000 mA , trip time delay 0.00 to 5.00 sec, with backlit LCD display, aux.supply of 85-275 Volts AC/DC MC= Moulded case CBCT / RC = Resin Cast CBCT				
MPEL-02-2C-MC-40-F-85-275	30mA - 3000 mA,2C/O,Moulded Case CBCT 40 mm Inner Dia,aux.85-275	FLUSH	7,269	
MPEL-02-2C-MC-65-F-85-275	30mA - 3000 mA,2C/O,Moulded Case CBCT 65 mm Inner Dia,aux.85-275	FLUSH	7,269	
MPEL-02-2C-MC-100-F-85-275	30mA - 3000 mA,2C/O,Moulded Case CBCT 100 mm Inner Dia,aux.85-275	FLUSH	7,961	
MPEL-02-2C-MC-150-F-85-275	30mA - 3000 mA,2C/O,Moulded Case CBCT 150 mm Inner Dia,aux.85-275	FLUSH	8,669	
DMPEL-02-2C-MC-40-D-85-275	30mA - 3000 mA,2C/O,Moulded Case CBCT 40 mm Inner Dia,aux.85-275	DIN	8,037	
DMPEL-02-2C-MC-65-D-85-275	30mA - 3000 mA,2C/O,Moulded Case CBCT 65 mm Inner Dia,aux.85-275	DIN	8,037	
DMPEL-02-2C-MC-100-D-85-275	30mA - 3000 mA,2C/O,Moulded Case CBCT 100 mm Inner Dia,aux.85-275	DIN	8,729	
DMPEL-02-2C-MC-150-D-85-275	30mA - 3000 mA,2C/O,Moulded Case CBCT 150 mm Inner Dia,aux.85-275	DIN	9,436	
MPEL-02-2C-RC-40-F-85-275	30mA - 3000 mA,2C/O,Resin Cast CBCT 40 mm Inner Dia,aux.85-275	FLUSH	11,092	
MPEL-02-2C-RC-65-F-85-275	30mA - 3000 mA,2C/O,Resin Cast CBCT 65 mm Inner Dia,aux.85-275	FLUSH	11,092	
MPEL-02-2C-RC-100-F-85-275	30mA - 3000 mA,2C/O,Resin Cast CBCT 100 mm Inner Dia,aux.85-275	FLUSH	12,055	
MPEL-02-2C-RC-150-F-85-275	30mA - 3000 mA,2C/O,Resin Cast CBCT 150 mm Inner Dia,aux.85-275	FLUSH	13,063	
DMPEL-02-2C-RC-40-D-85-275	30mA - 3000 mA,2C/O,Resin Cast CBCT 40 mm Inner Dia,aux.85-275	DIN	11,859	
DMPEL-02-2C-RC-65-D-85-275	30mA - 3000 mA,2C/O,Resin Cast CBCT 65 mm Inner Dia,aux.85-275	DIN	11,859	
DMPEL-02-2C-RC-100-D-85-275	30mA - 3000 mA,2C/O,Resin Cast CBCT 100 mm Inner Dia,aux.85-275	DIN	12,552	
DMPEL-02-2C-RC-150-D-85-275	30mA - 3000 mA,2C/O,Resin Cast CBCT 150 mm Inner Dia,aux.85-275	DIN	13,831	
Note :For 12 Volts and 24 Volts DC aux. supply price are extra at Rs.1000.00 For RS 485 port price are extra at Rs.1000.00 Rectangular Size CBCT are available only in MPEL-01 / DMPEL-01 with Tape wound type and PRICE ON REQUEST				



# EARTH FAULT RELAY



Dimensions in mm **Flush** : 96 x 96 x 70 **Din** : 80 x 95 x 75 (W x H x D)

Image	Ordering Code	Description	Mounting	MRP
	<b>Instantaneous [ Trip time &lt; 100 mSEC ]</b>			
	EF SPL-0-1C-F-5	10%-80%, 1 C/O, Sec 5 Amps	FLUSH	5,508
	EF SPL-0-1C-F-1	10%-80%, 1 C/O, Sec 1 Amps	FLUSH	5,508
	EF SPL-0-2C-F-5	10%-80%, 2 C/O, Sec 5 Amps	FLUSH	5,808
	EF SPL-0-2C-F-1	10%-80%, 2 C/O, Sec 1 Amps	FLUSH	5,808
	DEF SPL-0-2C-D-5	10%-80%, 2 C/O, Sec 5 Amps	DIN	6,652
	DEF SPL-0-2C-D-1	10%-80%, 2 C/O, Sec 1 Amps	DIN	6,652
	<b>Definite trip time</b>			
	EF SPL-1-1C-F-5	10%-80%, 1 C/O, Sec 5 Amps, 0.15 sec to 3.0 sec	FLUSH	6,005
	EF SPL-1-1C-F-1	10%-80%, 1 C/O, Sec 1 Amps, 0.15 sec to 3.0 sec	FLUSH	6,005
	EF SPL-1-2C-F-5	10%-80%, 2 C/O, Sec 5 Amps, 0.15 sec to 3.0 sec	FLUSH	6,305
	EF SPL-1-2C-F-1	10%-80%, 2 C/O, Sec 1 Amps, 0.15 sec to 3.0 sec	FLUSH	6,305
	DEF SPL-1-2C-D-5	10%-80%, 2 C/O, Sec 5 Amps, 0.15 sec to 3.0 sec	DIN	7,194
	DEF SPL-1-2C-D-1	10%-80%, 2 C/O, Sec 1 Amps, 0.15 sec to 3.0 sec	DIN	7,194
	<b>WITH C.B.C.T. - Instantaneous trip time</b>			
	EF SPL-0-1C-T40-F-1	10%-80%, 1 C/O, TAPE WOUND CBCT 40 mm.I.D., Sec 1 Amp	FLUSH	7,329
	EF SPL-0-1C-T65-F-1	10%-80%, 1 C/O, TAPE WOUND CBCT 65 mm I.D., Sec 1 Amp	FLUSH	7,329
	EF SPL-0-1C-T100-F-1	10%-80%, 1 C/O, TAPE WOUND CBCT 100 mm I.D., Sec 1 Amp	FLUSH	7,886
	EF SPL-0-1C-T150-F-1	10%-80%, 1 C/O, TAPE WOUND CBCT 150 mm I.D., Sec 1 Amp	FLUSH	8,428
	EF SPL-0-1C-T200-F-1	10%-80%, 1 C/O, TAPE WOUND CBCT 200 mm I.D., Sec 1 Amp	FLUSH	8,970
	EF SPL-0-1C-T250-F-1	10%-80%, 1 C/O, TAPE WOUND CBCT 250 mm I.D., Sec 1 Amp	FLUSH	9,512
	EF SPL-0-1C-T300-F-1	10%-80%, 1 C/O, TAPE WOUND CBCT 300 mm I.D., Sec 1 Amp	FLUSH	10,068
	EF SPL-0-1C-R40-F-1	10%-80%, 1 C/O, RESIN CAST CBCT 40 mm.I.D., Sec 1 Amp	FLUSH	10,068
	EF SPL-0-1C-R65-F-1	10%-80%, 1 C/O, RESIN CAST CBCT 65 mm I.D., Sec 1 Amp	FLUSH	10,068
	EF SPL-0-1C-R100-F-1	10%-80%, 1 C/O, RESIN CAST CBCT 100 mm I.D., Sec 1 Amp	FLUSH	10,610
	EF SPL-0-1C-R150-F-1	10%-80%, 1 C/O, RESIN CAST CBCT 150 mm I.D., Sec 1 Amp	FLUSH	11,152
	EF SPL-0-1C-R200-F-1	10%-80%, 1 C/O, RESIN CAST CBCT 200 mm I.D., Sec 1 Amp	FLUSH	12,612
	EF SPL-0-1C-R250-F-1	10%-80%, 1 C/O, RESIN CAST CBCT 250 mm I.D., Sec 1 Amp	FLUSH	13,154
	EF SPL-0-1C-R300-F-1	10%-80%, 1 C/O, RESIN CAST CBCT 300 mm I.D., Sec 1 Amp	FLUSH	13,711
	DEF SPL-0-2C-T40-F-1	10%-80%, 2 C/O, TAPE WOUND CBCT 40 mm.I.D., Sec 1 Amp	DIN	8,247
	DEF SPL-0-2C-T65-F-1	10%-80%, 2 C/O, TAPE WOUND CBCT 65 mm I.D., Sec 1 Amp	DIN	8,247
	DEF SPL-0-2C-T100-F-1	10%-80%, 2 C/O, TAPE WOUND CBCT 100 mm I.D., Sec 1 Amp	DIN	8,789
	DEF SPL-0-2C-T150-F-1	10%-80%, 2 C/O, TAPE WOUND CBCT 150 mm I.D., Sec 1 Amp	DIN	9,331
	DEF SPL-0-2C-T200-F-1	10%-80%, 2 C/O, TAPE WOUND CBCT 200 mm I.D., Sec 1 Amp	DIN	9,888
	DEF SPL-0-2C-T250-F-1	10%-80%, 2 C/O, TAPE WOUND CBCT 250 mm I.D., Sec 1 Amp	DIN	10,430
	DEF SPL-0-2C-T300-F-1	10%-80%, 2 C/O, TAPE WOUND CBCT 300 mm I.D., Sec 1 Amp	DIN	10,971
	DEF SPL-0-2C-R40-F-1	10%-80%, 2 C/O, RESIN CAST CBCT 40 mm.I.D., Sec 1 Amp	DIN	10,971
	DEF SPL-0-2C-R65-F-1	10%-80%, 2 C/O, RESIN CAST CBCT 65 mm I.D., Sec 1 Amp	DIN	10,971
	DEF SPL-0-2C-R100-F-1	10%-80%, 2 C/O, RESIN CAST CBCT 100 mm I.D., Sec 1 Amp	DIN	11,528
	DEF SPL-0-2C-R150-F-1	10%-80%, 2 C/O, RESIN CAST CBCT 150 mm I.D., Sec 1 Amp	DIN	12,070
	DEF SPL-0-2C-R200-F-1	10%-80%, 2 C/O, RESIN CAST CBCT 200 mm I.D., Sec 1 Amp	DIN	13,515
	DEF SPL-0-2C-R250-F-1	10%-80%, 2 C/O, RESIN CAST CBCT 250 mm I.D., Sec 1 Amp	DIN	14,072
	DEF SPL-0-2C-R300-F-1	10%-80%, 2 C/O, RESIN CAST CBCT 300 mm I.D., Sec 1 Amp	DIN	14,614
	<b>Note</b> : 1. For DC aux.supply - price on request 2. Mention Aux.Supply required : 110 Volts OR 230 Volts OR 380 Volts OR 415 Volts OR 550 Volts AC, 50 Hz 3. For Flush Mounting Relay , 2 C/O contacts Rs.300.00 extra on the above prices 4. Rectangular type CBCT can be tailored to customer specification suitable for Bus Bar or Cable entry - <b>Price on Request</b>			



## EARTH FAULT RELAY - WITH C.B.C.T. - Definite trip time - 0.15 sec to 3.0 sec

Dimensions in mm **Flush** : 96 x 96 x 70 **Din** : 80 x 95 x 75 (W x H x D)

Image	Ordering Code	Description	Mounting	MRP	
	EFSP-1-1C-T40-F-1	10%-80%, 1 C/O, TAPE WOUND CBCT 40 mm.I.D. , Sec 1 Amp,	FLUSH	7,886	
	EFSP-1-1C-T65-F-1	10%-80%, 1 C/O, TAPE WOUND CBCT 65 mm I.D., Sec 1 Amp,	FLUSH	7,886	
	EFSP-1-1C-T100-F-1	10%-80%, 1 C/O,TAPE WOUND CBCT 100 mm I.D., Sec 1 Amp,	FLUSH	8,428	
	EFSP-1-1C-T150-F-1	10%-80%, 1 C/O, TAPE WOUND CBCT 150 mm I.D., Sec 1 Amp,	FLUSH	8,970	
	EFSP-1-1C-T200-F-1	10%-80%, 1 C/O,TAPE WOUND CBCT 200 mm I.D., Sec 1 Amp,	FLUSH	9,512	
	EFSP-1-1C-T250-F-1	10%-80%, 1 C/O,TAPE WOUND CBCT 250 mm I.D., Sec 1 Amp,	FLUSH	10,068	
	EFSP-1-1C-T300-F-1	10%-80%, 1 C/O,TAPE WOUND CBCT 300 mm I.D., Sec 1 Amp,	FLUSH	10,610	
	EFSP-1-1C-R40-F-1	10%-80%, 1 C/O, RESIN CAST CBCT 40 mm.I.D. , Sec 1 Amp,	FLUSH	10,610	
	EFSP-1-1C-R65-F-1	10%-80%, 1 C/O, RESIN CAST CBCT 65 mm I.D., Sec 1 Amp,	FLUSH	10,610	
	EFSP-1-1C-R100-F-1	10%-80%, 1 C/O,RESIN CAST CBCT 100 mm I.D., Sec 1 Amp,	FLUSH	11,152	
	EFSP-1-1C-R150-F-1	10%-80%, 1 C/O, RESIN CAST CBCT 150 mm I.D., Sec 1 Amp,	FLUSH	11,709	
	EFSP-1-1C-R200-F-1	10%-80%, 1 C/O,RESIN CAST CBCT 200 mm I.D., Sec 1 Amp,	FLUSH	13,154	
	EFSP-1-1C-R250-F-1	10%-80%, 1 C/O,RESIN CAST CBCT 250 mm I.D., Sec 1 Amp,	FLUSH	13,711	
	EFSP-1-1C-R300-F-1	10%-80%, 1 C/O,RESIN CAST CBCT 300 mm I.D., Sec 1 Amp,	FLUSH	14,252	
		DEFSP-1-2C-T40-F-1	10%-80%, 2 C/O, TAPE WOUND CBCT 40 mm.I.D. , Sec 1 Amp,	DIN	8,789
		DEFSP-1-2C-T65-F-1	10%-80%, 2 C/O, TAPE WOUND CBCT 65 mm I.D., Sec 1 Amp,	DIN	8,789
DEFSP-1-2C-T100-F-1		10%-80%, 2 C/O,TAPE WOUND CBCT 100 mm I.D., Sec 1 Amp,	DIN	9,331	
DEFSP-1-2C-T150-F-1		10%-80%, 2 C/O, TAPE WOUND CBCT 150 mm I.D., Sec 1 Amp,	DIN	9,888	
DEFSP-1-2C-T200-F-1		10%-80%, 2 C/O,TAPE WOUND CBCT 200 mm I.D., Sec 1 Amp,	DIN	10,430	
DEFSP-1-2C-T250-F-1		10%-80%, 2 C/O,TAPE WOUND CBCT 250 mm I.D., Sec 1 Amp,	DIN	11,152	
DEFSP-1-2C-T300-F-1		10%-80%, 2 C/O,TAPE WOUND CBCT 300 mm I.D., Sec 1 Amp,	DIN	11,709	
DEFSP-1-2C-R40-F-1		10%-80%, 2 C/O, RESIN CAST CBCT 40 mm.I.D. , Sec 1 Amp,	DIN	11,709	
DEFSP-1-2C-R65-F-1		10%-80%, 2 C/O, RESIN CAST CBCT 65 mm I.D., Sec 1 Amp,	DIN	11,709	
DEFSP-1-2C-R100-F-1		10%-80%, 2 C/O,RESIN CAST CBCT 100 mm I.D., Sec 1 Amp,	DIN	12,251	
DEFSP-1-2C-R150-F-1		10%-80%, 2 C/O, RESIN CAST CBCT 150 mm I.D., Sec 1 Amp,	DIN	12,612	
DEFSP-1-2C-R200-F-1		10%-80%, 2 C/O,RESIN CAST CBCT 200 mm I.D., Sec 1 Amp,	DIN	14,072	
DEFSP-1-2C-R250-F-1	10%-80%, 2 C/O,RESIN CAST CBCT 250 mm I.D., Sec 1 Amp,	DIN	14,614		
DEFSP-1-2C-R300-F-1	10%-80%, 2 C/O,RESIN CAST CBCT 300 mm I.D., Sec 1 Amp,	DIN	15,351		

- Note :
1. For DC aux.supply - price on request
  2. Mention Aux.Supply required :110 Volts OR 230 Volts OR 380 Volts OR 415 Volts OR 550 Volts AC, 50 HZ
  3. For Flush Mounting Relay , 2 C/O contacts Rs.300.00 extra on the above prices
  4. Rectangular type CBCT can be tailored to customer specification suitable for Bus Bar or Cable entry-PRICE ON REQUEST

### MICROCONTROLLER BASED EARTH FAULT RELAY

Range : 5 % to 80% with IDMT and DMT chara, with backlite LCD display, 1/5 Amps site seletactable  
aux.supply: 85-275 Volts AC/DC

Image	Ordering Code	Description	Mounting	MRP
	MPEFSPL-2C-F-85-275			8,187
	DMPEFSPL-2C-F-85-275			9,798

## MICROCONTROLLER BASED EARTH FAULT RELAY WITH MOULDED CASE / RESIN CAST CBCT

Image	Ordering Code	Mounting	MRP
	MPEFSPL-2C-MC-40-F-85-275	FLUSH	11,814
	MPEFSPL-2C-MC-65-F-85-275	FLUSH	11,814
	MPEFSPL-2C-MC-100-F-85-275	FLUSH	12,627
	MPEFSPL-2C-MC-150-F-85-275	FLUSH	13,455
	MPEFSPL-2C-MC-200-F-85-275	FLUSH	14,267
	MPEFSPL-2C-MC-250-F-85-275	FLUSH	15,095
	MPEFSPL-2C-MC-300-F-85-275	FLUSH	15,908
	DMPEFSPL-2C-MC-40-D-85-275	DIN	13,184
	DMPEFSPL-2C-MC-65-D-85-275	DIN	13,184
	DMPEFSPL-2C-MC-100-D-85-275	DIN	14,012
	DMPEFSPL-2C-MC-150-D-85-275	DIN	14,824
	DMPEFSPL-2C-MC-200-D-85-275	DIN	15,637
	DMPEFSPL-2C-MC-250-D-85-275	DIN	16,736
	DMPEFSPL-2C-MC-300-D-85-275	DIN	17,548
	MPEFSPL-2C-RC-40-F-85-275	FLUSH	15,908
	MPEFSPL-2C-RC-65-F-85-275	FLUSH	15,908
	MPEFSPL-2C-RC-100-F-85-275	FLUSH	16,736
	MPEFSPL-2C-RC-150-F-85-275	FLUSH	17,548
	MPEFSPL-2C-RC-200-F-85-275	FLUSH	19,731
	MPEFSPL-2C-RC-250-F-85-275	FLUSH	20,558
	MPEFSPL-2C-RC-300-F-85-275	FLUSH	21,371
	DMPEFSPL-2C-RC-40-D-85-275	DIN	17,548
	DMPEFSPL-2C-RC-65-D-85-275	DIN	17,548
	DMPEFSPL-2C-RC-100-D-85-275	DIN	18,376
	DMPEFSPL-2C-RC-150-D-85-275	DIN	18,918
	DMPEFSPL-2C-RC-200-D-85-275	DIN	21,100
	DMPEFSPL-2C-RC-250-D-85-275	DIN	21,928
	DMPEFSPL-2C-RC-300-D-85-275	DIN	23,011

Note : 1. For 12 Volts and 24 Volts DC aux.supply price are extra at Rs.1000.00

2. For RS 485 port price are extra at Rs.1000.00

3. Rectangular Size CBCT are available only in MPEL-01 / DMPEL-01 with Tape wound type and PRICE ON REQUEST


## MICROCONTROLLER BASED RESTRICTED EARTH FAULT RELAY

Range : 5 % to 80% with IDMT and DMT chara, with backlite LCD display, 1/5 Amps site selecatable  
aux.supply: 85-275 Volts AC/DC

Image	Ordering Code	Mounting	MRP
	MPREFR-1-F-85-275	SEC-1A	9,783
	MPREFR-5-F-85-275	SEC-5A	9,783
<b>AC VOLTAGE RELAY - LVM Series</b>			
	LVM-11-34-1CS-F	Under & Over Voltage Relay, 3 phase 4 wire, 1 C/O Independent Contact	FLUSH 15,667
	LVM-11-34-2CS-F	Under & Over Voltage Relay, 3 phase 4 wire, 2 C/O Independent Contact	FLUSH 16,299
	LVM-02-34-2C-F	Under Voltage Relay, 3 phase 4 wire, 2 C/O contact	FLUSH 10,114
	LVM-03-34-2C-F	Over Voltage Relay, 3 phase 4 wire, 2 C/O contact	FLUSH 10,114
	LVM-11A-33-1CS-F	Under & Over Voltage Relay, 3 phase 3 wire, 1 C/O Independent Contact	FLUSH 15,667
	LVM-11A-33-2CS-F	Under & Over Voltage Relay, 3 phase 3 wire, 2 C/O Independent Contact	FLUSH 16,299
	LVM-02A-33-2C-F	Under Voltage Relay, 3 phase 3 wire, 2 C/O contact	FLUSH 10,114
	LVM-03A-33-2C-F	Over Voltage Relay, 3 phase 3 wire, 2 C/O contact	FLUSH 10,114


# NUMERICAL OVER CURRENT & EARTH FAULT RELAY

DIMENSIONS 151x181x195 mm (WxHxD)


Image	Ordering Code		Mounting	MRP
	PNA442-L-1-2011-F	3 O/C & 1 E/ F Relay,Low Set, Sec 1 Amp,aux.supply 20-110	FLUSH	21,560
	PNA442-L-1-85275-F	3 O/C & 1 E/ F Relay,Low Set, Sec 1 Amp,aux.supply 85-275	FLUSH	21,560
	PNA442-L-5-2011-F	3 O/C & 1 E/ F Relay,Low Set, Sec 5 Amp,aux.supply 20-110	FLUSH	21,560
	PNA442-L-5-85275-F	3 O/C & 1 E/ F Relay,Low Set, Sec 5 Amp,aux.supply 85-275	FLUSH	21,560
	PNA442-1-2011-F	3 O/C & 1 E/ F Relay,Low/High Set, Sec 1 Amp,aux. 20-110	FLUSH	27,720
	PNA442-1-85275-F	3 O/C & 1 E/ F Relay,Low/High Set, Sec 1 Amp,aux. 85-275	FLUSH	27,720
	PNA442-5-2011-F	3 O/C & 1 E/ F Relay,Low/High Set, Sec 5 Amp,aux. 20-110	FLUSH	27,720
	PNA442-5-85275-F	3 O/C & 1 E/ F Relay,Low/High Set, Sec 5 Amp,aux. 85-275	FLUSH	27,720
	PNA422-L-1-2011-F	2 O/C & 1 E/ F Relay,Low Set, Sec 1 Amp,aux.supply 20-110	FLUSH	20,412
	PNA422-L-1-85275-F	2 O/C & 1 E/ F Relay,Low Set, Sec 1 Amp,aux.supply 85-275	FLUSH	20,412
	PNA422-L-5-2011-F	2 O/C & 1 E/ F Relay,Low Set, Sec 5 Amp,aux.supply 20-110	FLUSH	20,412
	PNA422-L-5-85275-F	2 O/C & 1 E/ F Relay,Low Set, Sec 5 Amp,aux.supply 85-275	FLUSH	20,412
	PNA422-1-2011-F	2 O/C & 1 E/ F Relay,Low/High Set, Sec 1 Amp,aux. 20-110	FLUSH	26,572
	PNA422-1-85275-F	2 O/C & 1 E/ F Relay,Low/High Set, Sec 1 Amp,aux. 85-275	FLUSH	26,572
	PNA422-5-2011-F	2 O/C & 1 E/ F Relay,Low/High Set, Sec 5 Amp,aux. 20-110	FLUSH	26,572
	PNA422-5-85275-F	2 O/C & 1 E/ F Relay,Low/High Set, Sec 5 Amp,aux. 85-275	FLUSH	26,572
	PNA430-L-1-2011-F	3 Over Current Relay,Low Set, Sec 1 Amp,aux.supply 20-110	FLUSH	20,412
	PNA430-L-1-85275-F	3 Over Current Relay,Low Set, Sec 1 Amp,aux.supply 85-275	FLUSH	20,412
	PNA430-L-5-2011-F	3 Over Current Relay,Low Set, Sec 5 Amp,aux.supply 20-110	FLUSH	20,412
	PNA430-L-5-85275-F	3 Over Current Relay,Low Set, Sec 5 Amp,aux.supply 85-275	FLUSH	20,412
	PNA430-1-2011-F	3 Over Current Relay,Low/High Set, Sec 1 Amp,aux. 20-110	FLUSH	26,572
	PNA430-1-85275-F	3 Over Current Relay,Low/High Set, Sec 1 Amp,aux. 85-275	FLUSH	26,572
	PNA430-5-2011-F	3 Over Current Relay,Low/High Set, Sec 5 Amp,aux. 20-110	FLUSH	26,572
	PNA430-5-85275-F	3 Over Current Relay,Low/High Set, Sec 5 Amp,aux. 85-275	FLUSH	26,572
	PNA410-L-1-2011-F	1 Over Current Relay,Low Set, Sec 1 Amp,aux.supply 20-110	FLUSH	17,710
	PNA410-L-1-85275-F	1 Over Current Relay,Low Set, Sec 1 Amp,aux.supply 85-275	FLUSH	17,710
	PNA410-L-5-2011-F	1 Over Current Relay,Low Set, Sec 5 Amp,aux.supply 20-110	FLUSH	17,710
	PNA410-L-5-85275-F	1 Over Current Relay,Low Set, Sec 5 Amp,aux.supply 85-275	FLUSH	17,710
	PNA410-1-2011-F	1 Over Current Relay,Low/High Set, Sec 1 Amp,aux. 20-110	FLUSH	23,100
	PNA410-1-85275-F	1 Over Current Relay,Low/High Set, Sec 1 Amp,aux. 85-275	FLUSH	23,100
	PNA410-5-2011-F	1 Over Current Relay,Low/High Set, Sec 5 Amp,aux. 20-110	FLUSH	23,100
	PNA410-5-85275-F	1 Over Current Relay,Low/High Set, Sec 5 Amp,aux. 85-275	FLUSH	23,100
	NA402-L-1-2011-F	1 Earth Fault Relay,Low Set, Sec 1 Amp,aux.supply 20-110	FLUSH	17,710
	PNA402-L-1-85275-F	1 Earth Fault Relay,Low Set, Sec 1 Amp,aux.supply 85-275	FLUSH	17,710
	PNA402-L-5-2011-F	1 Earth Fault Relay,Low Set, Sec 5 Amp,aux.supply 20-110	FLUSH	17,710
	PNA402-L-5-85275-F	1 Earth Fault Relay,Low Set, Sec 5 Amp,aux.supply 85-275	FLUSH	17,710
	PNA402-1-2011-F	1 Earth Fault Relay,Low/High Set, Sec 1 Amp,aux. 20-110	FLUSH	23,100
	PNA402-1-85275-F	1 Earth Fault Relay,Low/High Set, Sec 1 Amp,aux. 85-275	FLUSH	23,100
	PNA402-5-2011-F	1 Earth Fault Relay,Low/High Set, Sec 5 Amp,aux. 20-110	FLUSH	23,100
	PNA402-5-85275-F	1 Earth Fault Relay,Low/High Set, Sec 5 Amp,aux. 85-275	FLUSH	23,100

## AC VOLTAGE RELAY - VOLT PRO, VD- Series


DIMENSION: A) FLUSH NA  
B) DIN (75 x 95 x 75 mm)

Image	Ordering Code	Description	Mounting	MRP
	VD02-33-41-2C-D	Voltage relay 3 phase 3 wire,415 VAC,2C/O,fixed trip time	DIN	3,145
	VD02-33-11-2C-D	Voltage relay 3 phase 3 wire,110 VAC,2C/O,fixed trip time	DIN	3,145
	VD03-33-41-2C-D	Voltage relay 3 phase 3 wire,415 VAC,2C/O,adjustable trip time	DIN	3,477
	VD03-33-11-2C-D	Voltage relay 3 phase 3 wire,110 VAC,2C/O,adjustable trip time	DIN	3,477
	VD04-SP-23-2C-D	Single Phase Voltage Relay[ 160-210 & 240-290 Volts] ,2 C/O.	DIN	2,574
	VD05-33-41-2C-D	Under Voltage relay 3 phase 3 wire,415 VAC,2C/O,adjustable trip time	DIN	3,145
	VD05-33-11-2C-D	Under Voltage relay 3 phase 3 wire,110 VAC,2C/O,adjustable trip time	DIN	3,145
	VD06-33-41-2C-D	Over Voltage relay 3 phase 3 wire,415 VAC,2C/O,adjustable trip time	DIN	3,145
	VD06-33-11-2C-D	Over Voltage relay 3 phase 3 wire,110 VAC,2C/O,adjustable trip time	DIN	3,145
	MPVR-03-33-41-2C-D	MICROCONTROLLER BASED VOLTAGE RELAY	DIN	5,132


## FREQUENCY RELAY

	HILO-2C-F	40 to 60 HZ, 2 C/O Independent Contact, aux.supply 85 to 275 Volts AC	FLUSH	13,090
	DIMENSIONS	144x144x120mm		
	PANEL CUT OUT	137x137mm + 0.1 mm		


## MICROCONTROLLER BASED REVERSE POWER RELAY ( SIZE 144x 144mm)

	MPRPR-1-F- 85-275	SEC-1A	FLUSH	13,090
	MPRPR-5-F- 85-275	SEC-5A	FLUSH	13,090
	DIMENSIONS	144 X 144X 105 (mm)		
	PANEL CUT OUT	137x137mm +0.1mm		

## PHASE FAILURE RELAY - PHASE PHEE

	PFR-33-41-2C-D	3 Phase 3 Wire, 415 VAC, 2 C/O,aux.supply 415 vac	DIN	1,694
	PFR-33-11-2C-D	3 Phase 3 Wire, 110 VAC, 2 C/O,aux.supply 110 vac	DIN	1,694
	DIMENSIONS	75x95x75mm		

## MICROCONTROLLER BASED SINGLE ELEMENT OVER CURRENT RELAY Range : 50 % to 200% with IDMT and DMT chara, with Back Lit LCD display 1/5 Amps site selecatable, aux.supply of 85-275 Volts AC/DC

	MPOCSPL-01-2C-F-85-275			7,616
	DMPOCSPL-01-2C-F-85-275			9,114
	Dimensions in mm	Flush: 96 x 96 x 70, Din: 80 x 95 x 75 (W x H x D)		
	Panel cut out in mm	(Flush type) 90 x 90 + 0.1 mm		
	Note : 1. For 12 Volts and 24 Volts DC aux.supply price are extra at Rs.1000.00, 2. For RS 485 port price are extra at Rs.1000.00			

## AUTO POWER FACTOR CORRECTION RELAY

	PNF-5-04-F	4 Stage Relay, Sec 5 Amps, Aux.Supply 85 - 275 Volts ,	FLUSH	15,400
	PNF-5-06-F	6 Stage Relay, Sec 5 Amps, Aux.Supply 85 - 275 Volts ,	FLUSH	16,940
	PNF-5-08-F	8 Stage Relay, Sec 5 Amps, Aux.Supply 85 - 275 Volts ,	FLUSH	18,480
	PNF-5-10-F	10 Stage Relay, Sec 5 Amps, Aux.Supply 85 - 275 Volts	FLUSH	20,020
	PNF-5-12-F	12 Stage Relay, Sec 5 Amps, Aux.Supply 85 - 275 Volts	FLUSH	21,560


## NUMERICAL OVER & UNDER VOLTAGE RELAY WITH NEGATIVE PHASE SEQUENCE PROTECTION

Image	Ordering Code	Description	Mounting	MRP
	PNVNSP-2011-F	Aux. supply 20 - 110 volts	FLUSH	21,560
	PNVNSP-85275-F	Aux. supply 85 - 275 volts	FLUSH	21,560

### MICROCONTROLLER BASED MOTOR PROTECTION RELAY


	PD-MMPR-303-1 -2C-D-85-275- RS485 [ 2.0 Amps to 16.00 Amps ]	DIN	7,700
	PD-MMPR-303-2 -2C-D-85-275- RS485 [ 16.0 Amps to 32.00 Amps ]	DIN	7,700
	PD-MMPR-303-3 -2C-D-85-275- RS485 [ 32.0 Amps to 64.00 Amps ]	DIN	7,700
	PD-MMPR-303-4 -2C-D-85-275- RS485 [ 64.0 Amps to 96.00 Amps ]	DIN	7,700
	PD-MMPR-303-11 -2C-D-85-275- RS485 [ 1 Amps Secondary ]	DIN	7,700
	PD-MMPR-303-15 -2C-D-85-275- RS485 [ 5 Amps Secondary ]	DIN	7,700

### DIGITAL TAP POSITION INDICATOR




	TPI-85275-F	1 to 99 steps in step of 1 Kilo Ohms, aux.85-275 volts	FLUSH	2,800
	DIMENSIONS	96x96x70mm		
	PANEL CUT OUT	90mmx90mm+ 0.1 mm		

### DIGITAL PANEL METERS


SIZE : 96 MM X 96 MM

	PDM9002-1V-WSS-F-96	Single Phase Voltmeter 0-500 volts Line to Line Voltage without S/S	FLUSH	1,190
	PDM9002A-1V-WSS-F-96	Single Phase Voltmeter 0-300 volts Phase Voltage without S/S	FLUSH	1,190
	PDM9003-3V-BSS-F-96	Three Phase Voltmeter 0-500 volts RY,YB,BR Voltage,Built in ss	FLUSH	1,680
	PDM9004-1KV-WSS-F-96	Single Phase Kilo Voltmeter without S/S	FLUSH	1,260
	PDM9005-3KV-BSS-F-96	Three Phase Kilo Voltmeter RY,YB,BR Voltage,Built in ss	FLUSH	1,680
	PDM9008-3V-BSS-F-96	Three Phase Voltmeter RY,YB,BR Voltage,Built in ss	FLUSH	1,680
	PDM9006-1A-5-WSS-F-96	Single Phase Ammeter , Sec 5 Amps without S/S	FLUSH	1,260
	PDM9006A-1A-5-WSS-F-96	Single Phase Ammeter , Sec 1 Amps without S/S	FLUSH	1,260
	PDM9007-3A-5-BSS-F-96	Three Phase Ammeter , Sec 5 Amps ,Built in S/S, R,Y,B	FLUSH	1,890
	PDM9007-3A-1-BSS-F-96	Three Phase Ammeter , Sec 1 Amps ,Built in S/S, R,Y,B	FLUSH	1,890
	PDM9007KA-3KA-1-BSS-F-96	Three Phase Kilo Ammeter , Sec 1 Amps ,Built in S/S, R,Y,B	FLUSH	1,890
	PDM9014-F-F-96	Frequency Meter	FLUSH	1,330
	PDM9015A-33-KWPF-F-96	3 Phase 3 Wire KW /PF Meter	FLUSH	5,950
	PDM9016A-33-KW-F-96	3 Phase 3 Wire KW Meter	FLUSH	4,060
	PDM9018A-33-PF-F-96	3 Phase 3 Wire PF Meter	FLUSH	4,060
	PDM9019A-33-MW-F-96	3 Phase 3 Wire MW Meter	FLUSH	4,060
	PDM9020A-33-MWPF-F-96	3 Phase 3 Wire MW /PF Meter	FLUSH	5,950
	PDM9015-34-KWPF-F-96	3 Phase 4 Wire KW /PF Meter	FLUSH	6,300
	PDM9016-34-KW-F-96	3 Phase 4 Wire KW Meter	FLUSH	4,760
	PDM9018-34-PF-F-96	3 Phase 4 Wire PF Meter	FLUSH	4,760
	PDM9019-34-MW-F-96	3 Phase 4 Wire MW Meter	FLUSH	4,760
	PDM9020-34-MWPF-F-96	3 Phase 4 Wire MW /PF Meter	FLUSH	6,300
	PDM9022-34-KWH-CT-5-F-96	3 Phase 4 Wire,Counter Type KWH Meter , Sec 5 Amps	FLUSH	3,220
	PDM9022A-33-KWH-CT-5-F-96	3 Phase 3 Wire,Counter Type KWH Meter , Sec 5 Amps	FLUSH	3,220
	PDM9022-34-KWH-CT-1-F-96	3 Phase 4 Wire,Counter Type KWH Meter , Sec 1 Amps	FLUSH	3,220
	PDM9022A-33-KWH-CT-1-F-96	3 Phase 3 Wire,Counter Type KWH Meter , Sec 1 Amps	FLUSH	3,220
	PDM9023-34-KWH-LCD-5-F-96	3 Phase 4 Wire,LCD Display KWH Meter , Sec 5 Amps	FLUSH	4,480
	PDM9023A-33-KWH-LCD-5-F-96	3 Phase 3 Wire,LCD Display KWH Meter , Sec 5 Amps	FLUSH	4,480
PDM9023-34-KWH-LCD-1-F-96	3 Phase 4 Wire,LCD Display KWH Meter , Sec 1 Amps	FLUSH	4,480	

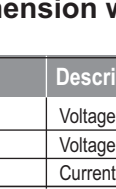
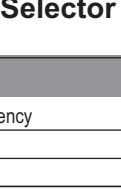
## NUMERICAL OVER CURRENT & EARTH FAULT RELAY

Image	Ordering Code	Description	Mounting	MRP
	PDM9023A-33-KWH-LCD-1-F-96	3 Phase 3 Wire,LCD Display KWH Meter , Sec 1 Amps	FLUSH	4,480
	PDM9025-34-DKWH-LCD-5-F-96	3phase 4 wire Dual KWH Meter, LCD Display , Sec 5 Amps	FLUSH	5,320
	PDM9025-33-DKWH-LCD-5-F-96	3phase 3 wire Dual KWH Meter, LCD Display , Sec 5 Amps	FLUSH	5,320
	PDM9025-34-DKWH-LCD-1-F-96	3phase 4 wire Dual KWH Meter, LCD Display , Sec 1 Amps	FLUSH	5,320
	PDM9025-33-DKWH-LCD-1-F-96	3phase 3 wire Dual KWH Meter, LCD Display , Sec 1 Amps	FLUSH	5,320
	PDM9025-34-DKWH-LCD-5-F-96-RS	3phase 4 wire Dual KWH Meter, LCD Display , Sec 5 Amps,with RS 485	FLUSH	5,880
	PDM9025-33-DKWH-LCD-5-F-96-RS	3phase 3 wire Dual KWH Meter, LCD Display , Sec 5 Amps,with RS 485	FLUSH	5,880
	PDM9025-34-DKWH-LCD-1-F-96-RS	3phase 4 wire Dual KWH Meter, LCD Display , Sec 1 Amps,with RS 485	FLUSH	5,880
	PDM9025-33-DKWH-LCD-1-F-96-RS	3phase 3 wire Dual KWH Meter, LCD Display , Sec 1 Amps,with RS 485	FLUSH	5,880
	<b>SIZE : 144 MM X 144 MM</b>			
	PDM9002-1V-WSS-F-144	Single Phase Voltmeter 0-500 volts Line to Line Voltage without S/S	FLUSH	2,240
	PDM9002A-1V-WSS-F-144	Single Phase Voltmeter 0-300 volts Phase Voltage without S/S	FLUSH	2,240
	PDM9003-3V-BSS-F-144	Three Phase Voltmeter 0-500 voltsRY,YB,BR Voltage,Builtin ss	FLUSH	2,730
	PDM9004-1KV-WSS-F-144	Single Phase Kilo Voltmeter without S/S	FLUSH	2,240
	PDM9005-3KV-BSS-F-144	Three Phase Kilo Voltmeter RY,YB,BR Voltage,Builtin ss	FLUSH	2,730
	PDM9008-3V-BSS-F-144	Three Phase Voltmeter RY,YB,BR Voltage,Builtin ss	FLUSH	2,730
	PDM9006-1A-5-WSS-F-144	Single Phase Ammeter , Sec 5 Amps without S/S	FLUSH	2,310
	PDM9006A-1A-5-WSS-F-144	Single Phase Ammeter , Sec 1 Amps without S/S	FLUSH	2,310
	PDM9007-3A-5-BSS-F-144	Three Phase Ammeter , Sec 5 Amps ,Built in S/S, R,Y,B	FLUSH	2,940
	PDM9007-3A-1-BSS-F-144	Three Phase Ammeter , Sec 1 Amps ,Built in S/S, R,Y,B	FLUSH	2,940
	PDM9007KA-3KA-1-BSS-F-144	Three Phase Kilo Ammeter , Sec 1 Amps ,Built in S/S, R,Y,B	FLUSH	2,940
	PDM9014-F-F-144	Frequency Meter	FLUSH	2,380
	PDM9015A-33-KWPF-F-144	3 Phase 3 Wire KW /PF Meter	FLUSH	7,000
	PDM9016A-33-KW-F-144	3 Phase 3 Wire KW Meter	FLUSH	5,110
	PDM9018A-33-PF-F-144	3 Phase 3 Wire PF Meter	FLUSH	5,110
	PDM9019A-33-MW-F-144	3 Phase 3 Wire MW Meter	FLUSH	5,110
	PDM9020A-33-MWPF-F-144	3 Phase 3 Wire MW /PF Meter	FLUSH	7,000
	PDM9015-34-KWPF-F-144	3 Phase 4 Wire KW /PF Meter	FLUSH	7,350
	PDM9016-34-KW-F-144	3 Phase 4 Wire KW Meter	FLUSH	5,810
	PDM9018-34-PF-F-144	3 Phase 4 Wire PF Meter	FLUSH	5,810
PDM9019-34-MW-F-144	3 Phase 4 Wire MW Meter	FLUSH	5,796	
PDM9020-34-MWPF-F-144	3 Phase 4 Wire MW /PF Meter	FLUSH	7,350	
PDM9022-34-KWH-CT-5-F-144	3 Phase 4 Wire,Counter Type KWH Meter , Sec 5 Amps	FLUSH	4,270	
PDM9022A-33-KWH-CT-5-F-144	3 Phase 3 Wire,Counter Type KWH Meter , Sec 5 Amps	FLUSH	4,270	
PDM9022-34-KWH-CT-1-F-144	3 Phase 4 Wire,Counter Type KWH Meter , Sec 1 Amps	FLUSH	4,270	
PDM9022A-33-KWH-CT-1-F-144	3 Phase 3 Wire,Counter Type KWH Meter , Sec 1 Amps	FLUSH	4,270	
PDM9023-34-KWH-LCD-5-F-144	3 Phase 4 Wire,LCD Display KWH Meter , Sec 5 Amps	FLUSH	5,530	
PDM9023A-33-KWH-LCD-5-F-144	3 Phase 3 Wire,LCD Display KWH Meter , Sec 5 Amps	FLUSH	5,530	
PDM9023-34-KWH-LCD-1-F-144	3 Phase 4 Wire,LCD Display KWH Meter , Sec 1 Amps	FLUSH	5,530	
PDM9023A-33-KWH-LCD-1-F-144	3 Phase 3 Wire,LCD Display KWH Meter , Sec 1 Amps	FLUSH	5,530	
PDM9025-34-DKWH-LCD-5-F-144	3phase 4 wire Dual KWH Meter, LCD Display , Sec 5 Amps	FLUSH	6,370	
PDM9025-33-DKWH-LCD-5-F-144	3phase 3 wire Dual KWH Meter, LCD Display , Sec 5 Amps	FLUSH	6,370	
PDM9025-34-DKWH-LCD-1-F-144	3phase 4 wire Dual KWH Meter, LCD Display , Sec 1 Amps	FLUSH	6,370	
PDM9025-33-DKWH-LCD-1-F-144	3phase 3 wire Dual KWH Meter, LCD Display , Sec 1 Amps	FLUSH	6,370	
PDM9025-34-DKWH-LCD-5-F-144-RS	3phase 4 wire Dual KWH Meter, LCD Display, Sec 5 Amps,with RS 485	FLUSH	6,930	
PDM9025-33-DKWH-LCD-5-F-144-RS	3phase 3 wire Dual KWH Meter, LCD Display , Sec 5 Amps,with RS 485	FLUSH	6,930	
PDM9025-34-DKWH-LCD-1-F-144-RS	3phase 4 wire Dual KWH Meter, LCD Display , Sec 1 Amps,with RS 485	FLUSH	6,930	
PDM9025-33-DKWH-LCD-1-F-144-RS	3phase 3 wire Dual KWH Meter, LCD Display , Sec 1 Amps,with RS 485	FLUSH	6,930 a	

**MICROCONTROLLER BASED V.A.F. METERS, with backlit LCD Display  
in 96 mm x 96 mm in dimension with Builtin Selector Switches**



Image	Ordering Code	Description	Mounting	MRP
	PDM 9030	Voltage , Current and Frequency	FLUSH	5,040
	PDM 9030 VF	Voltage and Frequency	FLUSH	4,200
	PDM 9030 CF	Current and Frequency	FLUSH	4,200

**MICROCONTROLLER BASED AUTO CHANGE OVER CUM  
CURRENT LIIMTER (ACCL / ASCL)**

	PACCL-1020	Single Phase 30Amps EB - 0.5-20Amps DG	DIN	2,240	
	Dimension	80x94x76mm			
	<b>Three Phase ACCL WITHOUT LCD Display , Under and Over Voltage Protection on both EB and DG side and optional feature of EB side Current Limiting.</b>				
	PACCL-1140	Single Phase 40Amps EB - 25-40Amps DG	FRAME-4	12,600	
	PACCL-1160	Single Phase 63Amps EB - 1-63Amps DG	FRAME-5	20,300	
	PACCL-31116	Three Phase 16Amps EB - Three Phase 1-16Amps DG	FRAME-4	9,800	
	PACCL-31125	Three Phase 25Amps EB - Three Phase 1-25Amps DG	FRAME-4	10,500	
	PACCL-31140	Three Phase 40Amps EB - Three Phase 1-40Amps DG	FRAME-4	12,600	
	PACCL-31163	Three Phase 63Amps EB - Three Phase 1-63Amps DG	FRAME-5	20,300	
	PACCL-31180	Three Phase 80Amps EB - Three Phase 1-80Amps DG	FRAME-5	37,800	
	PACCL-3216	Three Phase 16Amps EB - Single Phase 1-16Amps DG	FRAME-4	9,800	
	PACCL-3225	Three Phase 25Amps EB - Single Phase 1-25Amps DG	FRAME-4	10,500	
	PACCL-3240	Three Phase 40Amps EB - Single Phase 1-40Amps DG	FRAME-4	12,600	
	PACCL-3263	Three Phase 63Amps EB - Single Phase 1-63Amps DG	FRAME-5	20,300	
	PACCL-3280	Three Phase 80Amps EB - Single Phase 1-80Amps DG	FRAME-5	37,800	
<b>Three Phase ACCL WITHOUT LCD Display , Under and Over Voltage Protection on both EB and DG side and optional feature of EB side Current Limiting.</b>					
	PACCL-1040	Single Phase 40Amps EB - 25-40Amps DG	FRAME-1	16,800	
	PACCL-1060	Single Phase 63Amps EB - 1-63Amps DG	FRAME-2	22,400	
	PACCL-3016	Three Phase 16Amps EB - Three Phase 1-16Amps DG	FRAME-1	11,480	
	PACCL-3025	Three Phase 25Amps EB - Three Phase 1-25Amps DG	FRAME-1	12,600	
	PACCL-3040	Three Phase 40Amps EB - Three Phase 1-40Amps DG	FRAME-1	16,800	
	PACCL-3063	Three Phase 63Amps EB - Three Phase 1-63Amps DG	FRAME-2	22,400	
	PACCL-3080	Three Phase 80Amps EB - Three Phase 1-80Amps DG	FRAME-2	42,000	
	PACCL-3116	Three Phase 16Amps EB - Single Phase 1-16Amps DG	FRAME-1	11,480	
	PACCL-3125	Three Phase 25Amps EB - Single Phase 1-25Amps DG	FRAME-1	12,600	
	PACCL-3140	Three Phase 40Amps EB - Single Phase 1-40Amps DG	FRAME-1	16,800	
	PACCL-3163	Three Phase 63Amps EB - Single Phase 1-63Amps DG	FRAME-2	22,400	
	PACCL-3180	Three Phase 80Amps EB - Single Phase 1-80Amps DG	FRAME-2	42,000	




Three Phase ACCL WITH LCD Display, Under and Over Voltage Protection on both EB and DG side and optional feature of EB side Current Limiting. Along with - site selectable setting of 50% to 100% on DG side.

Image	Ordering Code	Description	Mounting	MRP
	PACCL-1340	Single Phase 40Amps EB - 25-40Amps DG	FRAME-1	18,200
	PACCL-1360	Single Phase 63Amps EB - 1-63Amps DG	FRAME-2	23,800
	PACCL-3316	Three Phase 16Amps EB - Three Phase 1-16Amps DG	FRAME-1	12,880
	PACCL-3325	Three Phase 25Amps EB - Three Phase 1-25Amps DG	FRAME-1	14,000
	PACCL-3340	Three Phase 40Amps EB - Three Phase 1-40Amps DG	FRAME-1	18,200
	PACCL-3363	Three Phase 63Amps EB - Three Phase 1-63Amps DG	FRAME-2	23,800
	PACCL-3380	Three Phase 80Amps EB - Three Phase 1-80Amps DG	FRAME-2	46,200
	PACCL-3316-TS	Three Phase 16Amps EB - Single Phase 1-16Amps DG	FRAME-1	12,880
	PACCL-3325-TS	Three Phase 25Amps EB - Single Phase 1-25Amps DG	FRAME-1	14,000
	PACCL-3340-TS	Three Phase 40Amps EB - Single Phase 1-40Amps DG	FRAME-1	18,200
	PACCL-3363-TS	Three Phase 63Amps EB - Single Phase 1-63Amps DG	FRAME-2	23,800
	PACCL-3380-TS	Three Phase 80Amps EB - Single Phase 1-80Amps DG	FRAME-2	46,200

**Modules / Logic - Above 80 amps to 400 amps**

	PACCL-3481-LC	Module for 80 amps to 400 amps, without LCD display and fixed factory current setting as per the clients specification	FRAME-3	11,200
	PACCL-3481-LCL	Module for 80 amps to 400 amps, with LCD display, Under Voltage and Over Voltage Protection on both EB & DG and Optional Feature of EB current Limiting and fixed factory current setting as per the clients specification	FRAME-3	12,600
	PACCL-3481-LCLS	Module for 80 amps to 400 amps, with LCD display, Under Voltage and Over Voltage Protection on both EB & DG with Optional Feature of EB current Limiting along with site selectable setting on 50% to 100% on DG side	FRAME-3	14,000

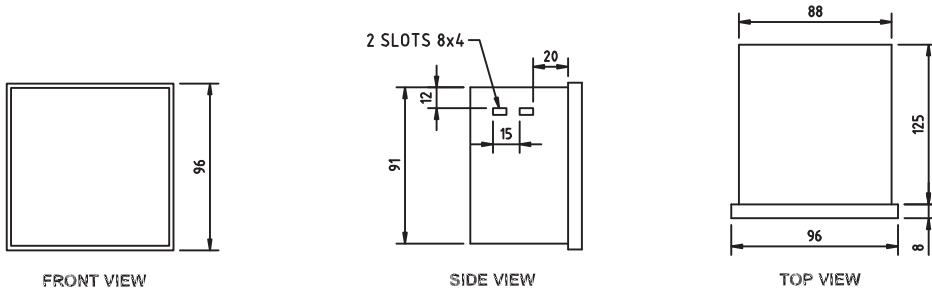
**BATTERY CHARGERS / SWITCH MODE POWER SUPPLIES**

	<b>FRAME - 1 , TYPE NUMBER</b>		
	PDBC -9000	Input Voltage 90 Volts to 270 Volts AC, Output Voltage 12 Volts DC, 2 Amps	5,390
	PDBC -9001	Input Voltage 90 Volts to 270 Volts AC, Output Voltage 12 Volts DC, 5 Amps	5,390
	PDBC-9002	Input Voltage 90 Volts to 270 Volts AC, Output Voltage 12 Volts DC, 10 Amps	5,950
	PDBC -9003	Input Voltage 90 Volts to 270 Volts AC, Output Voltage 24 Volts DC, 2 Amps	5,390
	PDBC -9004	Input Voltage 90 Volts to 270 Volts AC, Output Voltage 24 Volts DC, 5 Amps	6,230
	PDBC -9005	Input Voltage 90 Volts to 270 Volts AC, Output Voltage 30 Volts DC, 4 Amps	6,230
	PDBC-9006	Input Voltage 90 Volts to 270 Volts AC, Output Voltage 110 Volts DC, 1.2 Amps	6,230
	<b>FRAME - 2 , TYPE NUMBER</b>		
	PDBC -9007	Input Voltage 160 Volts to 270 Volts AC, Output Voltage 24 Volts DC, 10 Amps	9,800
	PDBC -9008	Input Voltage 160 Volts to 270 Volts AC, Output Voltage 12 Volts DC, 15 Amps	9,450
	PDBC-9009	Input Voltage 160 Volts to 270 Volts AC, Output Voltage 12 Volts DC, 20 Amps	9,800
	<b>PDBC -9010</b>	<b>Input Voltage 160 Volts to 270 Volts AC, Output Voltage 30 Volts DC, 8 Amps</b>	<b>9,800</b>
	<b>FRAME - 3 , TYPE NUMBER</b>		
	PDBC -9011	Input Voltage 160 Volts to 270 Volts AC, Output Voltage 24 Volts DC, 15 Amps	17,220
	PDBC -9012	Input Voltage 160 Volts to 270 Volts AC, Output Voltage 24 Volts DC, 20 Amps	17,920

# DIMENSIONAL DRAWING

## MOUNTING: FLUSH

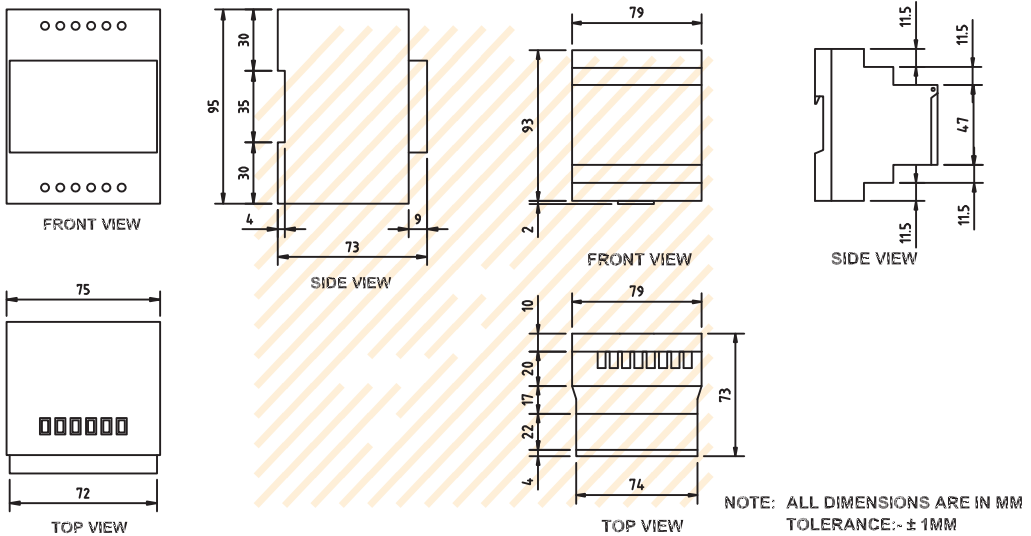
For : Microprocessor Based & Solid State Protection Relays & Digital Panel Meters



## MOUNTING: DIN

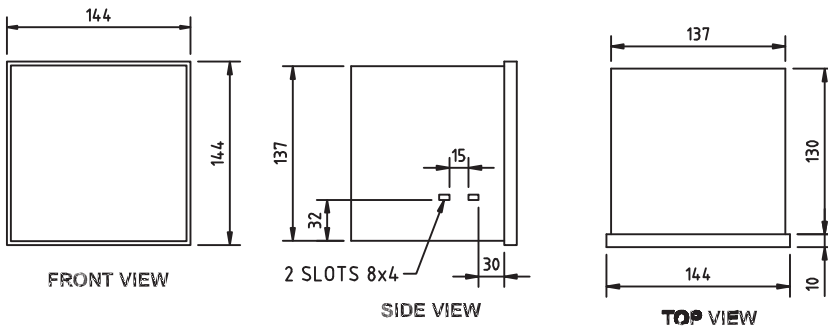
For : Solid State Relays

For : Microprocessor Based



## MOUNTING: FLUSH

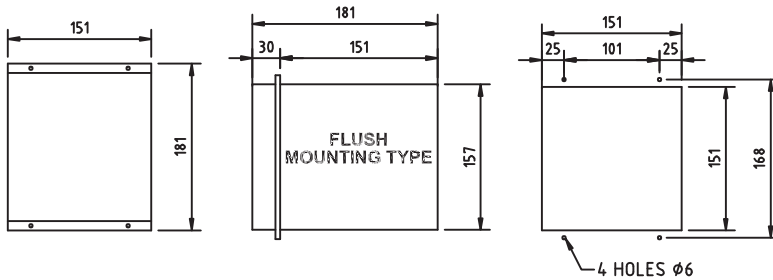
For : Microprocessor Based VOLTAGE RELAYS [ LVM Series ], INTELLEGTENT POWER FACTOR CORRECTION RELAY, REVERSE POWER RELAY & DIGITAL METERS [ 144 x 144 mm ]



NOTE: ALL DIMENSIONS ARE IN MM TOLERANCE:- ± 1MM

## MOUNTING: FLUSH

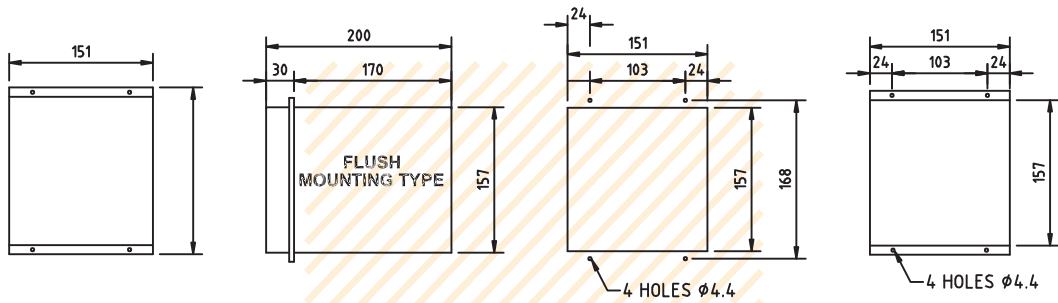
For : NUMERICAL OVER CURRENT & EARTH FAULT RELAY PNA Series



NOTE: ALL DIMENSIONS ARE IN MM  
TOLERANCE:-  $\pm 1$ MM

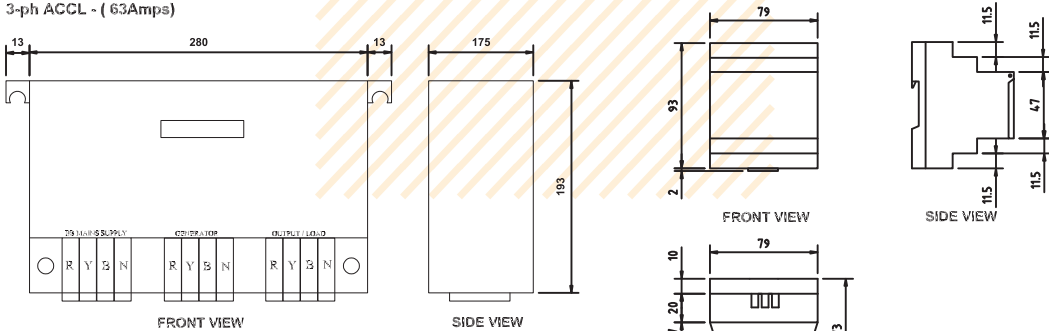
## MOUNTING: FLUSH

For : NUMERICAL OVER VOLTAGE & UNDER VOLTAGE RELAY PNV NSP Series

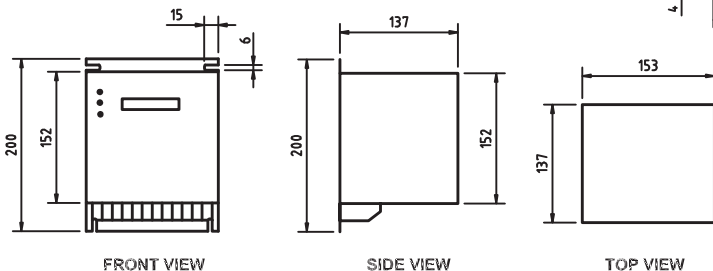


For : AUTO SOURCE CHANGE OVER CUM CURRENT LIMITER [ ACCL ]

3-ph ACCL - ( 63Amps)



3-ph ACCL - (upto 40Amps)



NOTE: ALL DIMENSIONS ARE IN MM  
TOLERANCE:-  $\pm 1$ MM

**For : SMPS / BATTERY CHARGERS**

