


SIEMENS

Ingenuity for life



Energy efficient motors that connect to the future

LP-Mot/199, List Price
w.e.f. 3rd December, 2018

This supercedes all previous price lists.


Index

- This replaces our price list LP-Mot/198 25th Feb, 2018.
- Prices are subject to change without notice.
- Prices are ex-works/ex-godown and excluding GST which will be charged extra as actuals.
- While motor output is given in kW and HP, the former is binding.

Sr. No.	Topic	Page no.
All motors are Totally Enclosed Fan Cooled (TEFC) with Squirrel Cage Rotor		
1	1LE7 SIMOTICS Series 71 - 225 frame 2 Pole (0.25kW - 45kW), 4 Pole (0.18kW - 45kW), 6 Pole (0.18kW - 30kW)	5
2	1LE7 SIMOTICS Series 250 - 315 frame 2 Pole (55kW - 200kW), 4 Pole (55kW - 200kW), 6 Pole (37kW - 132kW)	6
3	1LE7 SIMOTICS Series 71-225 frame 2 Pole (0.25kW - 45kW), 4 Pole (0.18kW - 45kW), 6 Pole (0.18kW - 30kW)	7
4	1LE7 SIMOTICS Series 250 - 315 frame 2 Pole (55kW - 200kW), 4 Pole (55kW - 200kW), 6 Pole (37kW - 132kW), 8 Pole (30kW - 110kW)	8
5	Price Add-ons: Non-standard features / Accessories - For 1LE7 series of motors	8
6	1SE0..N CHAMPION Series 71 - 355 frame 2 Pole (0.37kW - 315kW), 4 Pole (0.37kW - 315kW), 6 Pole (0.37kW - 250kW)	14
7	1LA2..N CHAMPION Series 71 - 225 frame & 355 frame 2 Pole (0.37kW - 45kW, 250kW & 315kW), 4 Pole (0.37kW - 45kW, 250kW & 315kW), 6 Pole (0.37kW - 30kW, 160kW - 250kW)	16
8	CHAMPION Series motors 1LA0..Y 2 Pole (0.18kW & 0.25kW), 4 Pole (0.12kW - 0.25kW), 6 Pole (0.18kW & 0.25kW), 8 Pole (0.12kW - 22kW), 1SE0 Y 8 Pole (132kW - 200kW)	18
9	1LA8 N Compact Motors 2 Pole (355kW - 710kW), 4 Pole (355kW - 1250kW), 6 Pole (315kW - 1000kW), 8 Pole (250kW - 790kW)	20
10	1PQ8 N Compact Motors for VFD Duty CT Applications 2 Pole (355kW - 710kW), 4 Pole (355kW - 1250kW), 6 Pole (315kW - 1000kW), 8 Pole (250kW - 750kW)	21
11	1PQ0 Motors for VFD Duty CT Applications 2 Pole (11kW - 45kW & 250kW and 315kW), 4 Pole (11kW - 45kW & 250kW and 315kW), 6 Pole (7.5kW - 30kW & 160kW - 250kW) & 8 Pole (7.5kW - 22kW & 132kW - 200kW)	22
12	Price Add-ons: Non-standard features / Accessories - For 1SE0..N, 1LA2..N, 1LA0 [1PQ0] & 1LA8 [1PQ8]	24

For Technical details, Please refer catalogues or contact our nearest sales office. (details on back cover)

SIEMENS
Ingenuity for life



Take a giant leap into an energy-efficient future

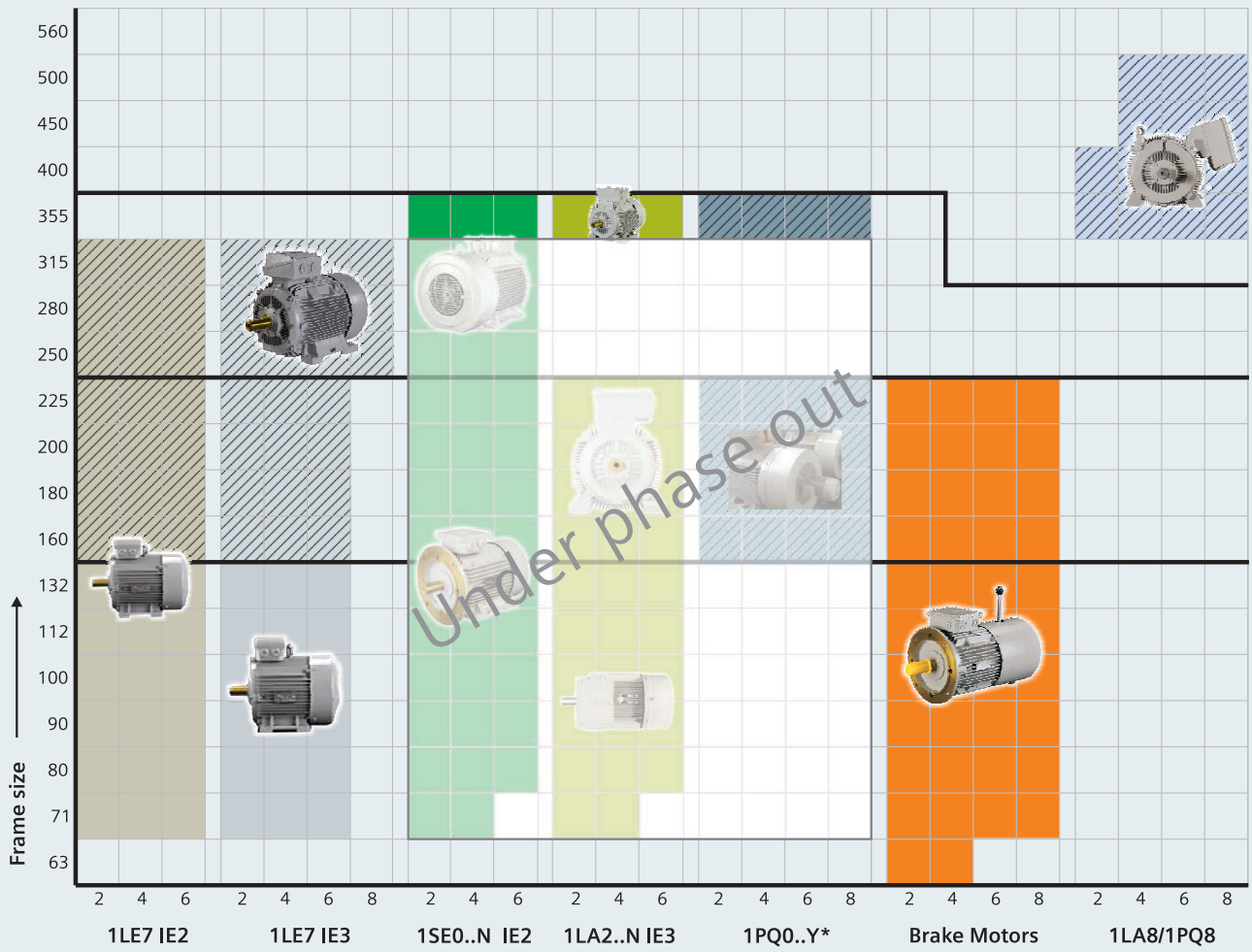
With SIMOTICS 1LE7 range of motors


For years, Siemens have been in the forefront of developing innovative motor technology. Taking this legacy forward, the SIMOTICS 1LE7 is the most advanced range of energy-efficient IE2/IE3 low voltage motors, manufactured in India. Backed with global network of skill sets and worldwide round the clock service, the SIMOTICS 1LE7 offers efficiency values higher than the existing standards and enables you to earn faster return on your investment.

To move towards energy-efficient future, write to us today, at motors.in@siemens.com or call us on 1800 209 1800.

siemens.co.in/lv-motors

LV Motors Range



 IC 416 is possible for frame 160 onwards.

* 1PQ0..Y series of motor is available in IC416 cooling only.

SIMOTICS-Cast iron series 1LE7-IE2

Efficiency higher than IE2



Degree of Protection IP55, Insulation Class 'F', Ambient 50°C, Cast Iron housing, Method of Cooling - IC411, 415V ± 10%, 50Hz ± 5%, combined 10%, IMB3 (foot mounted) version as per IS:12615 / IEC:60034-1

2 - Pole 3000 rev/min						
Output		Frame Size	Ordering Code (MLFB)	Unit LP in ₹	●	▲
kW	HP					
415VY 50Hz⁺						
0.25	0.35	71	1LE7601-OCA22-3AA4	14,500	●	▲
0.37	0.5	71	1LE7501-OCA22-3AA4	14,500	●	▲
0.55	0.75	71	1LE7501-OCA32-3AA4	16,200	●	▲
0.75	1	80	1LE7501-ODA22-3AA4	16,700	●	▲
1.1	1.5	80	1LE7501-ODA32-3AA4	18,300	●	▲
1.5	2	90S	1LE7501-OEA02-3AA4	22,000	●	▲
415VΔ 50Hz						
2.2	3	90L	1LE7501-OEA43-5AA4	28,000	●	▲
3.7	5	100L	1LE7501-1AA53-5AA4	32,900	●	▲
5.5	7.5	132S	1LE7501-1CA03-5AA4	55,500	●	▲
7.5	10	132S	1LE7501-1CA13-5AA4	58,000	●	▲
11	15	160M	1LE7501-1DA23-5AA4	111,400	●	▲
15	20	160M	1LE7501-1DA33-5AA4	125,800	●	▲
18.5	25	160L	1LE7501-1DA43-5AA4	155,600	●	▲
22	30	180M	1LE7501-1EA23-5AA4	167,100	●	▲
30	40	200L	1LE7501-2AA43-5AA4	254,900	●	▲
37	50	200L	1LE7501-2AA53-5AA4	297,000	●	▲
45	60	225M	1LE7501-2BA23-5AA4	382,000	●	▲

4 - Pole 1500 rev/min						
Output		Frame Size	Ordering Code (MLFB)	Unit LP in ₹	●	▲
kW	HP					
415VY 50Hz⁺						
0.18	0.25	71	1LE7601-OCB22-3AA4	14,700	●	▲
0.25	0.35	71	1LE7501-OCB22-3AA4	14,700	●	▲
0.37	0.5	71	1LE7501-OCB32-3AA4	15,200	●	▲
0.55	0.75	80	1LE7501-ODB22-3AA4	17,300	●	▲
0.75	1	80	1LE7501-ODB32-3AA4	18,500	●	▲
1.1	1.5	90S	1LE7501-0EB02-3AA4	21,700	●	▲
1.5	2	90L	1LE7501-0EB42-3AA4	24,800	●	▲
415VΔ 50Hz						
2.2	3	100L	1LE7501-1AB43-5AA4	29,500	●	▲
3.7	5	112M	1LE7501-1BB23-5AA4	39,600	●	▲
5.5	7.5	132S	1LE7501-1CB03-5AA4	52,000	●	▲
7.5	10	132M	1LE7501-1CB23-5AA4	60,500	●	▲
11	15	160M	1LE7501-1DB23-5AA4	106,700	●	▲
15	20	160L	1LE7501-1DB43-5AA4	124,200	●	▲
18.5	25	180M	1LE7501-1EB23-5AA4	161,000	●	▲
22	30	180L	1LE7501-1EB43-5AA4	173,200	●	▲
30	40	200L	1LE7501-2AB53-5AA4	247,100	●	▲
37	50	225S	1LE7501-2BB03-5AA4	303,000	●	▲
45	60	225M	1LE7501-2BB23-5AA4	357,900	●	▲

6 - Pole 1000 rev/min						
Output		Frame Size	Ordering Code (MLFB)	Unit LP in ₹	●	▲
kW	HP					
415VY 50Hz⁺						
0.18	0.25	71	1LE7501-0CC22-3AA4	16,600	●	▲
0.25	0.35	71	1LE7501-0CC32-3AA4	16,900	●	▲
0.37	0.5	80	1LE7501-0DC22-3AA4	18,400	●	▲
0.55	0.75	80	1LE7501-0DC32-3AA4	18,700	●	▲
0.75	1	90S	1LE7501-0EC02-3AA4	22,800	●	▲
1.1	1.5	90L	1LE7501-0EC42-3AA4	25,300	●	▲
1.5	2	100L	1LE7501-1AC42-3AA4	31,900	●	▲
415VΔ 50Hz						
2.2	3	112M	1LE7501-1BC23-5AA4	38,100	●	▲
3.7	5	132S	1LE7501-1CC13-5AA4	57,100	●	▲
5.5	7.5	132M	1LE7501-1CC33-5AA4	64,600	●	▲
7.5	10	160M	1LE7501-1DC23-5AA4	102,900	●	▲
11	15	160L	1LE7501-1DC43-5AA4	124,400	●	▲
15	20	180L	1LE7501-1EC43-5AA4	162,400	●	▲
18.5	25	200L	1LE7501-2AC43-5AA4	221,400	●	▲
22	30	200L	1LE7501-2AC53-5AA4	240,400	●	▲
30	40	225M	1LE7501-2BC23-5AA4	357,600	●	▲

+ As industry standard ratings ≤1.5kW are star connected and ratings >1.5kW are delta connected.

Click on following symbols provided against respective ordering code for downloading data sheets and general arrangement drawing (GAD).

- Datasheet
- ▲ GAD

SIMOTICS-Cast iron series 1LE7 - IE2

Efficiency higher than IE2



Degree of Protection IP55, Insulation Class 'F', Ambient 50°C, Cast Iron housing, Method of Cooling - IC411, 415V ± 10%, 50Hz ± 5%, combined 10%, IMB3 (foot mounted) version as per IS:12615 / IEC:60034-1

2 - Pole 3000 rev/min						
Output		Frame Size	Ordering Code (MLFB)	Unit LP in ₹	●	▲
kW	HP					
55	75	250M	1LE7501-2CA23-5AA4	539,900	●	▲
75	100	280S	1LE7501-2DA03-5AA4	715,500	●	▲
90	120	280M	1LE7501-2DA23-5AA4	814,500	●	▲
110	150	315S	1LE7501-3AA03-5AA4	980,000	●	▲
132	180	315M	1LE7501-3AA23-5AA4	1,202,200	●	▲
160	215	315L	1LE7501-3AA43-5AA4	1,319,600	●	▲
200	270	315L	1LE7501-3AA63-5AA4	1,544,300	●	▲

4 - Pole 1500 rev/min						
Output		Frame Size	Ordering Code (MLFB)	Unit LP in ₹	●	▲
kW	HP					
55	75	250M	1LE7501-2CB23-5AA4	500,200	●	▲
75	100	280S	1LE7501-2DB03-5AA4	652,300	●	▲
90	120	280M	1LE7501-2DB23-5AA4	743,700	●	▲
110	150	315S	1LE7501-3AB03-5AA4	859,400	●	▲
132	180	315M	1LE7501-3AB23-5AA4	1,009,600	●	▲
160	215	315L	1LE7501-3AB43-5AA4	1,183,900	●	▲
200	270	315L	1LE7501-3AB63-5AA4	1,437,200	●	▲

6 - Pole 1000 rev/min						
Output		Frame Size	Ordering Code (MLFB)	Unit LP in ₹	●	▲
kW	HP					
37	50	250M	1LE7501-2CC23-5AA4	504,300	●	▲
45	60	280S	1LE7501-2DC03-5AA4	632,400	●	▲
55	75	280M	1LE7501-2DC23-5AA4	718,900	●	▲
75	100	315S	1LE7501-3AC03-5AA4	823,800	●	▲
90	120	315M	1LE7501-3AC23-5AA4	1,033,900	●	▲
110	150	315L	1LE7501-3AC43-5AA4	1,153,100	●	▲
132	180	315L	1LE7501-3AC63-5AA4	1,348,900	●	▲

Click on following symbols provided against respective ordering code for downloading data sheets and general arrangement drawing (GAD).

- Datasheet
- ▲ GAD

SIMOTICS-Cast iron series 1LE7-IE3

Efficiency higher than IE3



Degree of Protection IP55, Insulation Class 'F', Ambient 50°C, Cast Iron housing, Method of Cooling - IC411, 415V ± 10%, 50Hz ± 5%, combined 10%, IMB3 (foot mounted) version as per IS:12615 / IEC:60034-1

2 - Pole 3000 rev/min						
Output		Frame Size	Ordering Code (MLFB)	Unit LP in ₹	●	▲
kW	HP					
415VY 50Hz ⁺						
0.25	0.35	71	1LE7603-OCA22-3AA4	16,500	●	▲
0.37	0.5	71	1LE7503-OCA22-3AA4	16,500	●	▲
0.55	0.75	71	1LE7503-OCA32-3AA4	18,600	●	▲
0.75	1	80	1LE7503-ODA22-3AA4	20,200	●	▲
1.1	1.5	80	1LE7503-ODA32-3AA4	22,700	●	▲
1.5	2	90S	1LE7503-OEA02-3AA4	25,200	●	▲
415VΔ 50Hz						
2.2	3	90L	1LE7503-OEA43-5AA4	32,100	●	▲
3.7	5	100L	1LE7503-1AA53-5AA4	46,400	●	▲
5.5	7.5	132S	1LE7503-1CA03-5AA4	63,800	●	▲
7.5	10	132S	1LE7503-1CA13-5AA4	69,800	●	▲
11	15	160M	1LE7503-1DA23-5AA4	125,300	●	▲
15	20	160M	1LE7503-1DA33-5AA4	144,200	●	▲
18.5	25	160L	1LE7503-1DA43-5AA4	178,200	●	▲
22	30	180M	1LE7503-1EA23-5AA4	188,000	●	▲
30	40	200L	1LE7503-2AA43-5AA4	284,500	●	▲
37	50	200L	1LE7503-2AA53-5AA4	340,700	●	▲
45	60	225M	1LE7503-2BA23-5AA4	438,400	●	▲

4 - Pole 1500 rev/min						
Output		Frame Size	Ordering Code (MLFB)	Unit LP in ₹	●	▲
kW	HP					
415VY 50Hz ⁺						
0.18	0.25	71	1LE7603-OCB22-3AA4	16,900	●	▲
0.25	0.35	71	1LE7503-OCB22-3AA4	16,900	●	▲
0.37	0.5	71	1LE7503-OCB32-3AA4	17,600	●	▲
0.55	0.75	80	1LE7503-ODB22-3AA4	20,800	●	▲
0.75	1	80	1LE7503-ODB32-3AA4	22,000	●	▲
1.1	1.5	90S	1LE7503-0EB02-3AA4	24,900	●	▲
1.5	2	90L	1LE7503-0EB42-3AA4	28,400	●	▲
415VΔ 50Hz						
2.2	3	100L	1LE7503-1AB43-5AA4	33,900	●	▲
3.7	5	112M	1LE7503-1BB23-5AA4	46,200	●	▲
5.5	7.5	132S	1LE7503-1CB03-5AA4	62,100	●	▲
7.5	10	132M	1LE7503-1CB23-5AA4	69,500	●	▲
11	15	160M	1LE7503-1DB23-5AA4	125,300	●	▲
15	20	160L	1LE7503-1DB43-5AA4	148,500	●	▲
18.5	25	180M	1LE7503-1EB23-5AA4	187,500	●	▲
22	30	180L	1LE7503-1EB43-5AA4	198,600	●	▲
30	40	200L	1LE7503-2AB53-5AA4	273,300	●	▲
37	50	225S	1LE7503-2BB03-5AA4	347,600	●	▲
45	60	225M	1LE7503-2BB23-5AA4	410,700	●	▲

6 - Pole 1000 rev/min						
Output		Frame Size	Ordering Code (MLFB)	Unit LP in ₹	●	▲
kW	HP					
415VY 50Hz ⁺						
0.18	0.25	71	1LE7503-0CC22-3AA4	19,100	●	▲
0.25	0.35	71	1LE7503-0CC32-3AA4	19,500	●	▲
0.37	0.5	80	1LE7503-0DC22-3AA4	21,100	●	▲
0.55	0.75	80	1LE7503-0DC32-3AA4	22,300	●	▲
0.75	1	90S	1LE7503-0EC02-3AA4	25,900	●	▲
1.1	1.5	90L	1LE7503-0EC42-3AA4	32,300	●	▲
1.5	2	100L	1LE7503-1AC42-3AA4	38,400	●	▲
415VΔ 50Hz						
2.2	3	112M	1LE7503-1BC23-5AA4	43,300	●	▲
3.7	5	132S	1LE7503-1CC13-5AA4	65,600	●	▲
5.5	7.5	132M	1LE7503-1CC33-5AA4	74,300	●	▲
7.5	10	160M	1LE7503-1DC23-5AA4	116,400	●	▲
11	15	160L	1LE7503-1DC43-5AA4	138,700	●	▲
15	20	180L	1LE7503-1EC43-5AA4	181,100	●	▲
18.5	25	200L	1LE7503-2AC43-5AA4	253,800	●	▲
22	30	200L	1LE7503-2AC53-5AA4	268,300	●	▲
30	40	225M	1LE7503-2BC23-5AA4	399,100	●	▲

+ As industry standard ratings ≤1.5kW are star connected and ratings >1.5kW are delta connected

Click on following symbols provided against respective ordering code for downloading data sheets and general arrangement drawing (GAD).

- Datasheet
- ▲ GAD

SIMOTICS-Cast iron series 1LE7 - IE3

Efficiency higher than IE3



Degree of Protection IP55, Insulation Class 'F', Ambient 50°C, Cast Iron housing, Method of Cooling - IC411, 415V ± 10%, 50Hz ± 5%, combined 10%, IMB3 (foot mounted) version as per IS:12615 / IEC:60034-1

2 - Pole 3000 rev/min						
Output		Frame Size	Ordering Code (MLFB)	Unit LP in ₹	●	▲
kW	HP					
55	75	250M	1LE7503-2CA23-5AA4	590,800	●	▲
75	100	280S	1LE7503-2DA03-5AA4	783,300	●	▲
90	120	280M	1LE7503-2DA23-5AA4	907,400	●	▲
110	150	315S	1LE7503-3AA03-5AA4	1,072,300	●	▲
132	180	315M	1LE7503-3AA23-5AA4	1,315,400	●	▲
160	215	315L	1LE7503-3AA43-5AA4	1,444,000	●	▲
200*	270	315L	1LE7503-3AA63-5AA4	1,689,700	●	▲

4 - Pole 1500 rev/min						
Output		Frame Size	Ordering Code (MLFB)	Unit LP in ₹	●	▲
kW	HP					
55	75	250M	1LE7503-2CB23-5AA4	547,300	●	▲
75	100	280S	1LE7503-2DB03-5AA4	714,200	●	▲
90	120	280M	1LE7503-2DB23-5AA4	828,500	●	▲
110	150	315S	1LE7503-3AB03-5AA4	940,200	●	▲
132	180	315M	1LE7503-3AB23-5AA4	1,107,300	●	▲
160	215	315L	1LE7503-3AB43-5AA4	1,295,400	●	▲
200	270	315L	1LE7503-3AB63-5AA4	1,572,600	●	▲

6 - Pole 1000 rev/min						
Output		Frame Size	Ordering Code (MLFB)	Unit LP in ₹	●	▲
kW	HP					
37	50	250M	1LE7503-2CC23-5AA4	551,700	●	▲
45	60	280S	1LE7503-2DC03-5AA4	691,900	●	▲
55	75	280M	1LE7503-2DC23-5AA4	786,600	●	▲
75	100	315S	1LE7503-3AC03-5AA4	901,400	●	▲
90	120	315M	1LE7503-3AC23-5AA4	1,131,300	●	▲
110	150	315L	1LE7503-3AC43-5AA4	1,261,700	●	▲
132	180	315L	1LE7503-3AC63-5AA4	1,475,800	●	▲

8 - Pole 750 rev/min						
Output		Frame Size	Ordering Code (MLFB)	Unit LP in ₹	●	▲
kW	HP					
30	40	250M	1LE7503-2CD23-5AA4	537,600	●	▲
37	50	280S	1LE7503-2DD03-5AA4	684,900	●	▲
45	60	280M	1LE7503-2DD23-5AA4	794,600	●	▲
55	75	315S	1LE7503-3AD03-5AA4	881,000	●	▲
75	100	315M	1LE7503-3AD23-5AA4	1,097,900	●	▲
90	120	315L	1LE7503-3AD43-5AA4	1,239,800	●	▲
110	150	315L	1LE7503-3AD53-5AA4	1,311,400	●	▲

* Temp rise limited to 75K by resistance method.

Note - 8 pole motors shall conform to IEC 60034-1 (IS 12615:2018 from 3rd Feb 2019)

Contact nearest sales office for requirement of IE4 efficiency class motors.

















Click on following symbols provided against respective ordering code for downloading data sheets and general arrangement drawing (GAD).

● Datasheet

▲ GAD



Selection & Ordering codes

MLFB Position	Voltage code		Construction code	Winding Protection code	Terminal Box code	Incremental LP in INR												
	12th & 13th	Short code	14th	15th	16th	71	80	90	100	112	132	160	180	200	225	250	280	315
1LE7503-□□□	■-		□-□□□□	□-□□□□	□-□□□■													
Voltage																		
50Hz, 415VΔ [#]	3-5					□	□	□	□	□	□	□	□	□	□	□	□	□
50Hz, 415VY [#]	2-3					□	□	□	□	□	□	□	□	□	□	□	□	□
50Hz, 380VY	2-1					1,000	1,200	1,400	1,700	2,100	3,500	4,700	6,500	9,300	14,000	29,000	38,500	52,000
50Hz, 400VY	2-2					1,000	1,200	1,400	1,700	2,100	3,500	4,700	6,500	9,300	14,000	29,000	38,500	52,000
50Hz, 380VΔ	3-3					1,000	1,200	1,400	1,700	2,100	3,500	4,700	6,500	9,300	14,000	29,000	38,500	52,000
50Hz, 400VΔ	3-4					1,000	1,200	1,400	1,700	2,100	3,500	4,700	6,500	9,300	14,000	29,000	38,500	52,000
50Hz, 500VΔ ^{@ \$}	4-0					on enquiry										29,000	38,500	52,000
50Hz, Any Non std voltage mentioned in Table 10.1 (upto 480Δ)	9-0	M1Y				1,000	1,200	1,400	1,700	2,100	3,500	4,700	6,500	9,300	14,000	29,000	38,500	52,000
60Hz, Any Non std voltage mentioned in Table 10.2 (upto 460Δ)	9-0	Refer Table 10.2				1,000	1,200	1,400	1,700	2,100	3,500	4,700	6,500	9,300	14,000	29,000	38,500	52,000
50Hz, 690VΔ ^{@ \$}	4-7					on enquiry										29,000	38,500	52,000
50Hz, 690VY ^{@ \$}	9-0	M1Y				on enquiry										29,000	38,500	52,000
Voltage other than above	9-0	M1Y				Contact sales office												
Type of Construction																		
	IMB3		A			□	□	□	□	□	□	□	□	□	□	□	□	□
	IMV5		C			○	○	○	○	○	○	○	○	○	○	○	○	○
	IMV6		D			○	○	○	○	○	○	○	○	○	○	○	○	○
	IMV1		G			800	900	1,100	1,400	1,800	2,400	6,500	9,300	12,800	18,600	29,000	38,500	78,500
	IMV3 [^]		H			800	900	1,100	1,400	1,800	2,400	6,500	9,300	12,800	18,600	29,000	38,500	78,500
	IMB5 [^]		F			800	900	1,100	1,400	1,800	2,400	6,500	9,300	12,800	18,600	29,000	38,500	78,500
	IMB14		K			1,000	1,200	1,400	1,800	2,100	3,500	Not Available						
	IMV18		M			800	900	1,100	1,400	1,800	2,400	Not Available						
	IMV19		L			800	900	1,100	1,400	1,800	2,400	Not Available						
	IMB35		J			800	900	1,100	1,400	1,800	2,400	6,500	9,300	12,800	18,600	29,000	38,500	78,500
	IMB34		N			1,000	1,200	1,400	1,800	2,100	3,500	Not Available						
	IMV36 ¹		Y			800	900	1,100	1,400	1,800	2,400	6,500	9,300	12,800	18,600	29,000	38,500	78,500
	IMB6		T			○	○	○	○	○	○	○	○	○	○	○	○	○
	IMB7		U			○	○	○	○	○	○	○	○	○	○	○	○	○
	IMB8		V			○	○	○	○	○	○	○	○	○	○	○	○	○
	IMV15		W			800	900	1,100	1,400	1,800	2,400	6,500	9,300	12,800	18,600	29,000	38,500	78,500

□ Standard Version

○ Without additional charges.

Note:

As industry standard ratings ≤1.5kW are star connected and ratings >1.5kW are delta connected.

@ Voltage code 9-0 in position 12-13 requires additional order code M1Y along with plain text mentioning voltage & frequency.

\$ Suitable for Grid operation only

¹ IMV35 shall be provided when used with B59

² Can not be offered when MLFB-15th digit is "A"

[^] Except frame 315L

Extra Price Calculations

Accessories/Non std. features are in incremental LP. Add incremental LP to base price of motor & then offer discount.

MLFB Position	Voltage code		Construction code	Winding Protection code	Terminal Box code	Incremental LP in INR																	
	12th & 13th	Short code				14th	15th	16th	71	80	90	100	112	132	160	180	200	225	250	280	315		
1LE7503-□□□	■-		□-□□□□	□-□□□□	□-□□□■																		
Winding Protection					MLFB: 15th	Z Code if any																	
Without protection					A			□	□	□	□	□	□	□	□	□	□	□	□				
3x PTC thermistors for tripping (Class F)					B			8,100	8,100	8,100	8,100	8,100	8,100	9,000	9,000	9,000	9,000	10,000	10,000				
6x PTC thermistors for tripping (Class F)					B	Q11		16,200	16,200	16,200	16,200	16,200	16,200	16,200	18,000	18,000	18,000	18,000	20,000	20,000			
6x PTC thermistors - 3x for alarm and 3x for tripping (Class F)					C			16,200	16,200	16,200	16,200	16,200	16,200	16,200	18,000	18,000	18,000	18,000	20,000	20,000			
3x PTC thermistors for tripping (Class B)					B	Q90		8,100	8,100	8,100	8,100	8,100	8,100	9,000	9,000	9,000	9,000	10,000	10,000				
6x PTC thermistors for tripping (Class B)					B	Q11+Q90		16,200	16,200	16,200	16,200	16,200	16,200	16,200	18,000	18,000	18,000	18,000	20,000	20,000			
6x PTC thermistors - 3x for alarm and 3x for tripping (Class B)					C	Q90		16,200	16,200	16,200	16,200	16,200	16,200	16,200	18,000	18,000	18,000	18,000	20,000	20,000			
3x PT100 resistance thermometers in stator winding - 2 wire					H			29,000	29,000	29,000	29,000	29,000	29,000	32,000	32,000	32,000	32,000	34,000	34,000				
6x PT100 resistance thermometers in stator winding - 2 wire					J			On Enquiry					64,000	64,000	64,000	64,000	68,000	68,000					
Embedded temperature sensor- PT1000					K			Not Available					10,500	10,500	10,500	10,500	11,500	11,500					
2x Embedded temperature sensor- PT1000					L			Not Available					21,000	21,000	21,000	21,000	23,000	23,000					
3x PT100 resistance thermometers in stator winding - 3 wire					Z	Q1B		Not Available					32,000	32,000	32,000	32,000	34,000	34,000					
6x PT100 resistance thermometers in stator winding - 3 wire					Z	Q2B		Not Available					64,000	64,000	64,000	64,000	68,000	68,000					
12x PT100 resistance thermometers in stator winding - 3 wire					Z	Q2B+Q66		Not Available												136,000			
3x Bi-metallic sensors for trip operation (Thermostats)					Z	Q3A		8,100	8,100	8,100	8,100	8,100	8,100	9,000	9,000	9,000	9,000	10,000	10,000				
6x Bi-metallic sensors (3x for alarm, 3x for tripping) (Thermostats)					Z	Q9A		On Enquiry															
3x Bi-metallic sensors (opener) for trip operation (Thermostats) - additional						Q31 ²		Not Available					On Enquiry										
6x Bi-metallic sensors (opener) for trip operation (Thermostats) - additional						Q32 ²		Not Available			On Enquiry												
3x PT100 resistance thermometers in stator winding - 3 wire (additional)						Q65 ²		Not Available					On Enquiry										
6x PT100 resistance thermometers in stator winding - 3 wire (additional) - [In addition to Q2B]						Q66 ²		On Enquiry															
Terminal Box Position																							
Terminal Box on TOP					4		□	□	□	□	□	□	□	□	□	□	□	□	□				
Mains Terminal box on RHS as viewed from DE					5		Contact Nearest sales office			4,500	5,000	5,500	6,500	9,300	12,800	18,500	0	0					
Mains Terminal box on LHS as viewed from DE					6		Contact Nearest sales office			4,500	5,000	5,500	6,500	9,300	12,800	18,500	0	0					

- Standard Version
- Without additional charges.

Note:

As industry standard ratings ≤1.5kW are star connected and ratings >1.5kW are delta connected.
 @ Voltage code 9-0 in position 12-13 requires additional order code M1Y along with plain text mentioning voltage & frequency.

- ¹ IMV35 shall be provided when used with B59
- ² Can not be offered when MLFB-15th digit is "A"
- ^ Except frame 315L

Extra Price Calculations

Accessories/Non std. features are in incremental LP. Add incremental LP to base price of motor & then offer discount.

Voltage Code (Specified in MLFB Positions 12 & 13)

Position 12 & 13	Connection		Short Code
	Δ	Y	
90	220VΔ	-	M1Y
90	230VΔ	-	M1Y
90	240VΔ	-	M1Y
90	360VΔ	-	M1Y
90	440VΔ	-	M1Y
90	460VΔ	-	M1Y
90	480VΔ	-	M1Y
90	525VΔ	-	M1Y
90	-	660VY	M1Y
90	-	690VY	M1Y
90	Any other voltage		M1Y

Position 12 & 13	Standard 50Hz Power		Short Code
	Δ	Y	
90	220VΔ	380VY	M2A
90	380VΔ	660VY	M2B
90		440VY	M2C
90	440VΔ		M2D
90		460VY	M2E
90	460VΔ		M2F
90		575VY	M2G
90	575VΔ		M2H
90	400VΔ	690VY	M2J
90		480Y	M2K
90	480VΔ		M2L
90	230VΔ	400Y	M2M
90	Any other voltage apart from those listed above.		M1Y

Notes:

- Short codes are mandatory when 12 and 13 in MLFB is 9 and 0 respectively.
- M1Y requires Hz, V and kW to be specified in plain text.
- 60Hz mandates that a "Z", Z = B59 to be specified.

- For 1LE77 motors only 2-3 or 3-5 is possible. For 60Hz please enquire.
- For 1LE75 and 1LE76 all above voltageages are possible for frames 71 - 225.
- For frames 250 - 315, not all above voltageages may be possible. Please enquire with nearest office.

Price Add-ons for 1LE7

Options (Non-standard features / Accessories) - Simotics																			
Sr. No.	Description	Z-Code	Remarks	Note	Incremental LP in INR														
					71	80	90	100	112	132	160	180	200	225	250	280	315		
Bearing Protection																			
1	2x PT100 screw-in resistance thermometers (2 wire) for rolling-contact bearings [Simplex 2 wire type]	Q72			Not Applicable								29,000	29,000	29,000	29,000	58,000	58,000	58,000
2	2x PT100 screw-in resistance thermometers (3 wire) for rolling-contact bearings [Simplex 3 wire type]	Q67			Not Applicable								29,000	29,000	29,000	29,000	58,000	58,000	58,000
3	2x PT100 double screw-in resistance thermometers (3 wire) for rolling-contact bearings [Duplex 2 wire type]	Q68			Not Applicable								29,000	29,000	29,000	29,000	58,000	58,000	58,000
Connection and Connection Box																			
4	External Grounding (Earthing) Terminal on motor feet	H04			<input type="checkbox"/>	<input type="checkbox"/>	<input type="checkbox"/>	<input type="checkbox"/>	<input type="checkbox"/>	<input type="checkbox"/>	<input type="checkbox"/>	<input type="checkbox"/>	<input type="checkbox"/>	<input type="checkbox"/>	<input type="checkbox"/>	<input type="checkbox"/>	<input type="checkbox"/>		
5	Second external grounding (earthing) terminal on motor feet	H70			<input type="checkbox"/>	<input type="checkbox"/>	<input type="checkbox"/>	<input type="checkbox"/>	<input type="checkbox"/>	<input type="checkbox"/>	<input type="checkbox"/>	<input type="checkbox"/>	<input type="checkbox"/>	<input type="checkbox"/>	<input type="checkbox"/>	<input type="checkbox"/>	<input type="checkbox"/>		
6	Rotation of the mains terminal box through 90°, entry from DE	R10			0	0	0	0	0	0	0	0	0	0	0	0	0		
7	Rotation of the mains terminal box through 90°, entry from NDE	R11			0	0	0	0	0	0	0	0	0	0	0	0	0		
8	Rotation of mains terminal box through 180°	R12			0	0	0	0	0	0	0	0	0	0	0	0	0		
9	6x flying leads, 0.5 m long	R22			5,000	5,000	5,000	5,000	5,000	5,000	5,000	10,000	10,000	Not Available		Not Available			
10	6x flying leads, 1.5 m long	R23			7,500	7,500	7,500	7,500	7,500	7,500	7,500	15,000	15,000	15,000	15,000	40,000	50,000	95,000	
11	6x flying leads, 3 m long	R24			10,000	10,000	10,000	10,000	10,000	10,000	10,000	20,000	20,000	20,000	20,000	50,000	60,000	125,000	
12	Reducer	R30			Not Available			5,000	5,000	5,000	14,000	14,000	14,000	14,000	17,500	17,500	17,500		
13	Removable cable entry plate	R52			Not Available						10,000	10,000	10,000	17,500	17,500	17,500			
14	Undrilled removable entry plate	R53			Not Available						10,000	10,000	10,000	17,500	17,500	17,500			
15	Next larger mains terminal box	R50			Not Available						9400#	9,400	9,400	9,400	12,000	17,500	29,000		
16	Cable end box extension	R59	Possible only in combination with R52/ R53 for FS upto 280; R50/R52/ R53 in FS 315		Not Available						On Enquiry								
17	1x Cast-iron auxiliary terminal box (Small)	R62			Not Available						8,000	8,000	8,000	8,000	10,000	10,000	10,000		
18	1x Cast-iron auxiliary terminal box (Large)	R63			Not Available						12,000#		12,000#	15,000	15,000	15,000			
19	2x Cast-iron auxiliary terminal box (Small)	R67			Not Available						16,000#	16,000#	16,000	16,000	20,000	20,000	20,000		
20	2x Cast-iron auxiliary terminal box (Large)	R68			Not Available								30,000	30,000	30,000				
21	Mains Terminal box - Cast Iron (where Al is a standard)	R64			On Enquiry						<input type="checkbox"/>	<input type="checkbox"/>	<input type="checkbox"/>	<input type="checkbox"/>	<input type="checkbox"/>	<input type="checkbox"/>	<input type="checkbox"/>		
Winding & Insulation																			
22	Ambient temperature 55°C (F utilised to B limits)	N07	Only with 1LE76/1LE77		0	0	0	0	0	0	0	0	0	0	0	0	0		
23	Temperature class 155 (F), utilized acc. to 155 (F), with service factor (SF)	N01			0	0	0	0	0	0	0	0	0	0	0	0	0		
24	Temperature class 155 (F), utilized acc. to 155 (F), with increased output	N02			0	0	0	0	0	0	0	0	0	0	0	0	0		
25	Temperature class 155 (F), utilized acc. to 155 (F), with increased ambient temperature	N03			0	0	0	0	0	0	0	0	0	0	0	0	0		
26	Temperature class 180 (H) at rated output and max. CT 60 °C	N11			On Enquiry														
27	Temperature class 180 (H) at rated output	N10			On Enquiry									58,000	75,500	121,500			

Notes:

1 Not available for IC416 cooling.

Only when configurable in DT-C

* Prior quotation from works necessary

Standard Version

Without additional charges.

+ FS 71-225: Inverter suitable winding >480V :- 6th position in MLFB should be with digit "9" (1LE759)

FS 250-315: Inverter suitable winding >500V :- 6th position in MLFB should be with digit "9" (1LE759)

Extra Price Calculations

Accessories/Non std. features are in incremental LP.
Add incremental LP to base price of motor & then offer discount.

Price Add-ons for 1LE7

Options (Non-standard features / Accessories) - Simotics																		
Sr. No.	Description	Z-Code	Remarks	Note	Incremental LP in INR													
					71	80	90	100	112	132	160	180	200	225	250	280	315	
Environmental protection																		
28	Anti-corrosive treatment for winding overhang	N22			3,600	3,600	4,800	4,800	4,800	4,800	5,800	5,800	7,000	9,400	17,500	23,500	37,500	
29	Increased air humidity / temperature (30g to 60g of water /m ³ of air)	N30			On Enquiry						Not Available				5,000	6,500	7,500	
30	Increased air humidity / temperature (60g to 100g of water /m ³ of air)	N31			Not Available			On Enquiry			Not Available				7,500	9,000	10,000	
31	Sea worthy packaging	B12			On Enquiry						16,600	22,000	30,400	38,600	55,000	77,000	121,000	
Motors for Converter Fed Operation																		
32	Inverter suitable winding		For FS 71-225 (Inverter output voltage ≤480V) For FS 250-315 (Inverter output voltage ≤500V)		<input type="checkbox"/>	<input type="checkbox"/>	<input type="checkbox"/>	<input type="checkbox"/>	<input type="checkbox"/>	<input type="checkbox"/>	<input type="checkbox"/>	<input type="checkbox"/>	<input type="checkbox"/>	<input type="checkbox"/>	<input type="checkbox"/>	<input type="checkbox"/>	<input type="checkbox"/>	
33	Inverter suitable winding		For FS 71-225 (Inverter output voltage >480 and ≤690V)+ For FS 250-315 (Inverter output voltage >500 and ≤690V)+		On Enquiry										104,000	104,000	104,000	
34	Insulated Bearing at NDE	L53			Not Available										On Enquiry	122,000	122,000	122,000
35	Mounting of Separately Driven Fan	F70			Not Available						50,500	59,000	65,500	67,500	69,500	90,500	167,500	
36	Separately driven fan with non-standard voltage and/or frequency	Y81	To be ordered alongwith F70		Not Available						5,000	5,000	5,000	5,000	7,000	7,000	7,000	
Heating & Ventilation																		
37	Fan cover for textile industry (Clean Flow Fan Cowl includes Canopy)	F75			NA	3,500	3,500	6,000	6,000	7,000	7,000	Not Available						
38	Metal external fan (Metal Fan [no AL])	F76	1		On Enquiry						17,400	17,400	23,100	23,100	29,000	38,500	61,000	
39	Without external fan and without fan cover	F90	1		3,000	3,000	3,000	3,000	3,000	3,000	6,600	6,600	8,800	8,800	11,000	15,500	24,500	
40	Fan cover with Canopy	H00			3,700	4,000	4,200	4,500	4,800	5,300	7,000	7,000	9,200	9,200	12,000	16,500	26,000	
41	Anti-condensation heaters for 230 V	Q02			NA	NA	4,500	4,500	4,500	4,500	7,000	7,000	9,200	9,200	12,000	12,000	12,000	
42	Anti-condensation heaters for 115 V	Q03			NA	NA	4,500	4,500	4,500	4,500	7,000	7,000	9,200	9,200	12,000	12,000	12,000	
43	Anti-condensation heaters for 240 V	Q07			NA	NA	4,500	4,500	4,500	4,500	5,800	5,800	8,000	8,000	8,500	8,500	8,500	
44	Anti-condensation heaters for 120 V	Q08			NA	NA	4,500	4,500	4,500	4,500	5,800	5,800	8,000	8,000	8,500	8,500	8,500	
Colour & Paint Finish																		
Paint Shades (If no paint shade is selected, then RAL 7030 is the standard)																		
45	Standard Paint Shade - RAL 7030				<input type="checkbox"/>	<input type="checkbox"/>	<input type="checkbox"/>	<input type="checkbox"/>	<input type="checkbox"/>	<input type="checkbox"/>	<input type="checkbox"/>	<input type="checkbox"/>	<input type="checkbox"/>	<input type="checkbox"/>	<input type="checkbox"/>	<input type="checkbox"/>	<input type="checkbox"/>	
46	Standard RAL paint shades other than RAL7030	Y53	Specify RAL shade code in plain text		1,400	1,600	1,900	2,500	3,000	4,900	8,100	8,100	14,000	14,000	23,500	30,500	46,500	
47	Special RAL paint shades or shades as per IS:5	Y56	Specify RAL/IS shade code in plain text		1,400	1,600	1,900	2,500	3,000	4,900	8,100	8,100	14,000	14,000	23,500	30,500	46,500	
Notes: 1. Y53 or Y56 (only one at a time) can be combined with any of the paint finishes indicated in 43 to 47. Below. Just add the appropriate price from 41 or 42. 2. Some paint shades both from Y53 or Y56 are only possible with S07. Please consult sales offices for the same.																		
Paint Finish (If no paint finish is selected, Acrylic based paint finish is standard)																		
48	Acrylic paint finish		• 60µ standard.		<input type="checkbox"/>	<input type="checkbox"/>	<input type="checkbox"/>	<input type="checkbox"/>	<input type="checkbox"/>	<input type="checkbox"/>	<input type="checkbox"/>	<input type="checkbox"/>	<input type="checkbox"/>	<input type="checkbox"/>	<input type="checkbox"/>	<input type="checkbox"/>	<input type="checkbox"/>	
49	Epoxy based Paint - Standard paint thickness	S07+Y57(90)	• DFT 90µ		2,000	2,000	2,000	3,000	3,000	5,500	7,000	9,300	12,800	17,400	35,000	46,500	75,500	

Notes:

1 Not available for IC416 cooling.

Only when configurable in DT-C

* Prior quotation from works necessary

Standard Version

Without additional charges.

+ FS 71-225: Inverter suitable winding >480V :- 6th position in MLFB should be with digit "9" (1LE759)

FS 250-315: Inverter suitable winding >500V :- 6th position in MLFB should be with digit "9" (1LE759)

Extra Price Calculations

Accessories/Non std. features are in incremental LP.
Add incremental LP to base price of motor & then offer discount.

Price Add-ons for 1LE7

Options (Non-standard features / Accessories) - Simotics																							
Sr. No.	Description	Z-Code	Remarks	Note	Incremental LP in INR																		
					71	80	90	100	112	132	160	180	200	225	250	280	315						
50	Epoxy based Paint - Special paint thickness	S07+ Y57 (120) S07+ Y57 (180)	• DFT 120µ [Y57 (120)] • DFT 180µ [Y57 (180)]														On Enquiry						
51	Special finish for use onshore sea air resistant	S03+ S06+ Y57+ H07	• 180µ [Y57(180)] • 240µ [Y57(240)]														On Enquiry						
52	Special paint thickness for offshore use	S04+ S06+ Y57+ H07	• 295µ [Y57(295)]														On Enquiry						
Notes: 1. Paint thickness needs to be specified by means of plain text irrespective of whether it is standard or special. 2. S06 - Final Coat Polyurethane is mandatory with S03 or S04. S06 is not possible to be ordered separately. 3. H07 - Non-rusting external hardware is mandatory with S03 or S04. H07 can be separately order even without S03 or S04. The separate price for H07 is available against the option at another location.																							
53	Motor supplied unpainted - only with (Red-oxide) Primer	S01				0	0	0	0	0	0	0	0	0	0	0	0						
Encoders																							
54	Kubler Sendix 5020 HTL Rotary Pulse encoder-10	G11			70,000	70,000	70,000										On Enquiry	Not Available					
55	Kubler Sendix 5020 TTL Rotary Pulse encoder-10	G12			70,000	70,000	70,000										On Enquiry	Not Available					
56	LL 861 900 220 rotary pulse encoder	G04							120,000	120,000	120,000	135,000	135,000	140,000	140,000	145,000	145,000	145,000					
57	HOG 9 DN 1024 I rotary pulse encoder	G05							110,000	110,000	110,000	125,000	125,000	130,000	130,000	135,000	135,000	135,000					
58	HOG 10 D 1024 I rotary pulse encoder	G06							115,000	115,000	115,000	130,000	130,000	135,000	135,000	140,000	140,000	140,000					
59	Baumer Thalheim make ITD 40 A4 Y126 1024 encoder	G17							70,000	70,000	70,000	95,000	95,000	100,000	100,000	105,000	105,000	105,000					
60	HOG 86 TP6 DN 1024 I encoder	G19							108,500	108,500	108,500	123,500	123,500	128,500	128,500	133,500	133,500	133,500					
61	Prepared for mounting Baumer Thalheim make ITD 40 A4 Y126 1024 - encoder	G44							15,000	15,000	15,000	30,000	30,000	35,000	35,000	40,000	40,000	40,000					
62	Prepared for mounting cylindrical shaft encoder - 16dia x 52	G45							15,000	15,000	15,000	30,000	30,000	35,000	35,000	40,000	40,000	40,000					
63	Prepared for any make Cylindrical Hollow Shaft Encoder	Y71																On Enquiry					
64	Mounting of rotary pulse encoder HOG 10 DN 1024 I + FSL, (speed rpm), connection box protection against moisture	Y74																Not Available	On Enquiry				
65	Mounting of rotary pulse encoder HOG 10 DN 1024 I + FSL, (speed rpm), connection box protection against dust	Y76																Not Available	On Enquiry				
66	Mounting of rotary pulse encoder HOG 10 DN 1024 I + ESL 93, (speed rpm), connection box protection against moisture	Y79																Not Available	On Enquiry				
Mechanical Design & Degrees of Protection																							
67	Vibration proof version	H02																On Enquiry	Not Available	5,000	5,000	5,000	
68	Condensation drainage holes - sealed with a plug	H03			1,800	1,800	1,800																
69	Stainless steel fasteners (external)	H07			1,900	1,900	1,900	2,100	2,100	2,100	2,900	2,900	2,900	2,900	7,500	9,000	11,500						
70	Mains Terminal box on NDE	H08																					On Enquiry
71	IP65 degree of protection	H20																					On Enquiry
72	IP56 degree of protection (non-heavy-sea)	H22																					On Enquiry

Notes:

- 1 Not available for IC416 cooling.
- # Only when configurable in DT-C
- * Prior quotation from works necessary
- Standard Version
- Without additional charges.
- + FS 71-225: Inverter suitable winding >480V :- 6th position in MLFB should be with digit "9" (1LE759)
- FS 250-315: Inverter suitable winding >500V :- 6th position in MLFB should be with digit "9" (1LE759)

Extra Price Calculations

Accessories/Non std. features are in incremental LP.
Add incremental LP to base price of motor & then offer discount.

Price Add-ons for 1LE7

Options (Non-standard features / Accessories) - Simotics																	
Sr. No.	Description	Z-Code	Remarks	Note	Incremental LP in INR												
					71	80	90	100	112	132	160	180	200	225	250	280	315
Bearing & Lubrication																	
73	Measuring nipple for SPM shock pulse measurement for bearing inspection	Q01			Not Available			5,000	5,000	5,000	5,500	5,500	6,000	8,000	11,500	16,500	25,500
74	Bearing design for increased cantilever forces	L22	NU (Cylindrical Roller) Brgs		Not Available						9,250	12,000	18,000	24,000	29,000	38,500	61,000
75	Regreasing device	L23			Not Available						□	□	□	□	□	□	□
76	Bearings reinforced at both ends for DE and NDE, bearing size 63	L25	Only where 62 series is a standard		1,000	1,200	1,400	1,800	2,100	3,400	□	□	□	□	□	□	□
Balance & Vibration Quality																	
77	Vibration Severity Level A				□	□	□	□	□	□	□	□	□	□	□	□	□
78	Vibration Severity Level B	L00			On Enquiry												
79	Balancing without key	L01			On Enquiry												
80	Full key balancing	L02			On Enquiry												
Shaft & Rotor																	
81	Standard Double Shaft Extension (SDSE)	L05		1	2,800	2,800	2,800	3,600	3,600	3,600	7,200	9,600	13,400	16,400	18,000	24,000	39,000
82	Shaft material - Stainless steel	L06			3,700	5,800	8,500	11,000	13,800	17,600	On Enquiry				On Enquiry		
83	Non-standard cylindrical shaft extension - DE	Y58		*	4,000	4,000	4,000	5,200	5,200	5,200	12,200	16,400	21,800	27,200	30,500	40,000	64,000
84	Non-standard cylindrical shaft extension - NDE	Y59		*1	4,000	4,000	4,000	5,200	5,200	5,200	12,200	16,400	21,800	27,200	30,500	40,000	64,000
85	Special shaft steel: ___	Y60			On Enquiry												
86	Tapered shaft extension DE	Y62			On Enquiry												
87	Tapered shaft extension NDE	Y63		*1	On Enquiry												
88	Oil Tight shaft	H23	Only for Flange motors and gear box assembly		2,400	2,400	2,400	3,400	3,400	3,400	6,400	8,800	11,600	17,400	On Enquiry		
Rating Plate & Extra Rating Plate																	
89	Stainless steel nameplate				□	□	□	□	□	□	□	□	□	□	□	□	□
90	Direction indicating arrow - Clockwise	L10			1,200	1,200	1,200	1,800	1,800	1,800	3,500	3,500	8,100	8,100	11,500	16,500	25,500
91	Direction indicating arrow - Counter-clockwise	L11			1,200	1,200	1,200	1,800	1,800	1,800	3,500	3,500	8,100	8,100	11,500	16,500	25,500
92	Extra rating plate with deviating rating plate data	Y80			1,200	1,200	1,200	1,800	1,800	1,800	3,500	3,500	8,100	8,100	11,500	16,500	25,500
93	Extra rating plate with identification code - Auxilliary nameplate	Y82			1,200	1,200	1,200	1,800	1,800	1,800	3,500	3,500	8,100	8,100	11,500	16,500	25,500
94	Nameplate in accordance with IEC	B59	2		1,100	1,100	1,100	1,700	1,700	1,700	3,300	3,300	7,700	7,700	11,000	15,500	24,500
95	Additional information on rating plate and on package label (max. of 20 characters)	Y84			1,200	1,200	1,200	1,800	1,800	1,800	3,500	3,500	8,100	8,100	11,500	16,500	25,500
96	Second rating plate, supplied loose	M10			2,500	2,500	2,500	2,500	2,500	2,500	5,800	5,800	5,800	5,800	On Enquiry		
Testing Charges																	
97	Witnessing of Routine Test as per IS15999	B65			12,100	12,100	12,100	12,100	12,100	12,100	24,200	24,200	24,200	24,200	30,500	30,500	30,500
98	Visual Inspection (Includes Dimension Measurement and paint shade and thickness)	B66			2,400	2,400	2,400	2,400	2,400	2,400	6,100	6,100	6,100	6,100	12,000	12,000	12,000
99	Type test as per IS 15999	B83			32,700	32,700	32,700	32,700	32,700	32,700	54,500	54,500	72,600	72,600	103,000	103,000	103,000
100	Noise measurement without spectrum analysis with acceptance	B70			On Enquiry												
101	Noise measurement with spectrum analysis with acceptance	B72			On Enquiry												

Notes:

1 Not available for IC416 cooling.

Only when configurable in DT-C

* Prior quotation from works necessary

□ Standard Version

○ Without additional charges.


+ FS 71-225: Inverter suitable winding >480V :- 6th position in MLFB should be with digit "9" (1LE759)

FS 250-315: Inverter suitable winding >500V :- 6th position in MLFB should be with digit "9" (1LE759)

Extra Price Calculations

Accessories/Non std. features are in incremental LP.
Add incremental LP to base price of motor & then offer discount.

SIEMENS
Ingenuity for life



Innovative IE4 motors to give you a competitive lead

From very light up to very rugged – Super Premium Efficiency low-voltage motors

With IE4 low voltage motors from Siemens, you are clearly investing to boost your competitiveness. The IE4 Motors offer highest efficiency in Induction Motor Technology.


- IE4 motors have up to 22% lower losses than IE3 motors.
- Upto 3% savings in annual energy bill can be achieved by using IE4 motors over IE3 motors.
- Customized offering are made for 415V, 50Hz, 3phase supply systems of India.
- Simplified retrofits as IE2, IE3 and IE4 motors all have the same shaft heights.

**Start
with IE4**

www.siemens.co.in/lv-motors

SIEMENS

Ingenuity for life



Motor configuration at your fingertips

Introducing DT-C tool – an online
configurator tool for SIMOTICS 1LE7 Motors

With Drive Technology Configurator (DT-C) tool, getting customized SIMOTICS 1LE7 documents is now faster and easier than ever before.

The DT-C tool enables you to get easy and un-restricted access to the SIMOTICS 1LE7 motor portfolio and its comprehensive range of documents anytime, anywhere without depending on anyone.



Anytime
Access



Comprehensive
Document Downloads



Simple & User
Friendly Interface



To know more, call us on 1800 209 1800

[siemens.co.in/DTC](https://www.siemens.co.in/DTC)

1SE0..N CHAMPION Series Motors - IE2



CHAMPION Series. Degree of Prot. IP55, Ins Class 'F'. Ambient 50°C, Method of Cooling - IC411, 415V ±10%, 50Hz ± 5%, combined ±10%. Prices for IMB3 (foot mounted) versions. Ref. Standard: IS:12615 / IEC:60034-1

2 - Pole 3000 rev/min				
Output		Frame Size	Ordering Code (MLFB)	Unit LP in ₹
kW	HP			
240VΔ / 415VY 50Hz				
0.37	0.5	71	1SE0 070-2NC70	14,500
0.55	0.75	71	1SE0 073-2NC70	16,200
0.75	1	80	1SE0 080-2NC70	16,700
1.1	1.5	80	1SE0 083-2NC70	18,300
1.5	2	90S	1SE0 090-2NB70	22,000
415VΔ 50Hz				
2.2	3	90L	1SE0 096-2NB80	28,000
3.7	5	100L	1SE0 107-2NA80	32,900
5.5	7.5	132S	1SE0 130-2NC80	55,500
7.5	10	132S	1SE0 131-2NC80	58,000
11	15	160M	1SE0 163-2NB80	111,400
15	20	160M	1SE0 164-2NB80	125,800
18.5	25	160L	1SE0 166-2NA80	155,600
22	30	180M	1SE0 183-2NB80#	167,100
30	40	200L	1SE0 207-2NB80	254,900
37	50	200L	1SE0 208-2NB80#	297,000
45	60	225M	1SE0 224-2NB80	382,000
55	75	250M	1SE0 254-2NB80	539,900
75	100	280S	1SE0 281-2NB80	715,500
90	120	280M	1SE0 284-2NB80	814,500
110	150	315S	1SE0 311-2NC80	980,000
125	170	315M	1SE0 314-2NC90-Z	1,202,200
132	180	315M	1SE0 314-2NC80@	1,202,200
160	215	315L	1SE0 318-2NC80	1,319,600
200	270	315L	1SE0 319-2NC80*	1,544,300
250	335	355L	1SE0 356-2NC80	1,796,300
315	425	355L	1SE0 357-2NC80@	1,956,000

4 - Pole 1500 rev/min				
Output		Frame Size	Ordering Code (MLFB)	Unit LP in ₹
kW	HP			
240VΔ / 415VY 50Hz				
0.37	0.5	71	1SE0 073-4NB70	15,200
0.55	0.75	80	1SE0 080-4NB70	17,300
0.75	1	80	1SE0 083-4NA70	18,500
1.1	1.5	90S	1SE0 090-4NA70	21,700
1.5	2	90L	1SE0 096-4NA70	24,800
415VΔ 50Hz				
2.2	3	100L	1SE0 106-4NA80	29,500
3.7	5	112M	1SE0 113-4NA80	39,600
5.5	7.5	132S	1SE0 130-4NA80	52,000
7.5	10	132M	1SE0 133-4NA80	60,500
11	15	160M	1SE0 163-4NA80	106,700
15	20	160L	1SE0 166-4NA80	124,200
18.5	25	180M	1SE0 183-4NA80	161,000
22	30	180L	1SE0 186-4NA80	173,200
30	40	200L	1SE0 207-4NB80	247,100
37	50	225S	1SE0 221-4NB80	303,000
45	60	225M	1SE0 224-4NB80	357,900
55	75	250M	1SE0 254-4NA80	500,200
75	100	280S	1SE0 281-4NB80	652,300
90	120	280M	1SE0 284-4NB80	743,700
110	150	315S	1SE0 311-4NA80	859,400
125	170	315M	1SE0 314-4NA90-Z	1,009,600
132	180	315M	1SE0 314-4NA80	1,009,600
160	215	315L	1SE0 318-4NA80	1,183,900
200	270	315L	1SE0 319-4NA80@	1,437,200
250	335	355L	1SE0 356-4NB80	1,734,900
315	425	355L	1SE0 357-4NB80	1,990,300

6 - Pole 1000 rev/min				
Output		Frame Size	Ordering Code (MLFB)	Unit LP in ₹
kW	HP			
240VΔ / 415VY 50Hz				
0.37	0.5	80	1SE0 080-6NB70	18,400
0.55	0.75	80	1SE0 083-6NA70	18,700
0.75	1	90S	1SE0 090-6NA70	22,800
1.1	1.5	90L	1SE0 096-6NA70	25,300
1.5	2	100L	1SE0 106-6NB70	31,900
415VΔ 50Hz				
2.2	3	112M	1SE0 113-6NB80	38,100
3.7	5	132S	1SE0 131-6NB80	57,100
5.5	7.5	132M	1SE0 134-6NB80	64,600
7.5	10	160M	1SE0 163-6NB80	102,900
11	15	160L	1SE0 167-6NB80	124,400
15	20	180L	1SE0 186-6NA80	162,400
18.5	25	200L	1SE0 206-6NA80	221,400

6 - Pole 1000 rev/min				
Output		Frame Size	Ordering Code (MLFB)	Unit LP in ₹
kW	HP			
415VΔ 50Hz				
22	30	200L	1SE0 207-6NA80	240,400
30	40	225M	1SE0 223-6NA80	357,600
37	50	250M	1SE0 254-6NB80	504,300
45	60	280S	1SE0 281-6NA80	632,400
55	75	280M	1SE0 284-6NA80	718,900
75	100	315S	1SE0 311-6NB80	823,800
90	120	315M	1SE0 314-6NB80	1,033,900
110	150	315L	1SE0 318-6NB80	1,153,100
125	170	315L	1SE0 319-6NC90-Z	1,348,900
132	180	315L	1SE0 319-6NC80	1,348,900
160	215	355L	1SE0 356-6NB80	1,531,700
200	270	355L	1SE0 357-6NC80	1,751,100
250	335	355L	1SE0 358-6NB80	1,801,500

Temperature rise limited to 75K, @ Temp. rise limited to 80K & * Temp rise limited to 90K by resistance method
CE will be stamped only if ratings are <0.75kW in 2P, 4P & 6P

Last digit of order code to change based on construction type

Construction	IMB3	IMB5/V1	IMB14	IMV1 with Canopy	IMB35	IMB34
63-132	0	1	2	4	6	7
160-315M	0	1	-	4	6	-
315L-355	0	8	-	4	6	-

1LA2..N CHAMPION Series Motors - IE3



CHAMPION Series. Degree of Prot. IP55, Ins Class 'F'. Ambient 50°C, Method of Cooling - IC411, 415V ±10%, 50Hz ± 5%, combined ±10%. Prices for IMB3 (foot mounted) versions. Ref. Standard: IS:12615 / IEC:60034-1

2 - Pole 3000 rev/min				
Output		Frame Size	Ordering Code (MLFB)	Unit LP in ₹
kW	HP			
240VΔ / 415VY 50Hz				
0.37	0.5	71	1LA2 070-2NC70	16,500
0.55	0.75	71	1LA2 073-2NC70	18,600
0.75	1	80	1LA2 080-2NC70	20,200
1.1	1.5	90S	1LA2 090-2NA90-Z	23,900
1.5	2	90S	1LA2 090-2NA70	25,200
415VΔ 50Hz				
2.2	3	90L	1LA2 096-2NA80	32,100
3.7	5	132S	1LA2 130-2NA90-Z	60,700
5.5	7.5	132S	1LA2 130-2NA80	63,800
7.5	10	132S	1LA2 131-2NA80	69,800
11	15	160M	1LA2 163-2NA80	125,300
15	20	160M	1LA2 164-2NA80	144,200
18.5	25	160L	1LA2 166-2NA80	178,200
22	30	180M	1LA2 183-2NA80#	188,000
30	40	200L	1LA2 207-2NB80	284,500
37	50	200L	1LA2 208-2NA80	340,700
45	60	225M	1LA2 224-2NA80	438,400
250	335	355L	1LA2 356-2NC80	2,008,400
315	425	355L	1LA2 357-2NC80@	2,186,800

4 - Pole 1500 rev/min				
Output		Frame Size	Ordering Code (MLFB)	Unit LP in ₹
kW	HP			
240VΔ / 415VY 50Hz				
0.37	0.5	71	1LA2 073-4NB70	17,600
0.55	0.75	80	1LA2 080-4NA70	20,800
0.75	1	80	1LA2 083-4NA70	22,000
1.1	1.5	90S	1LA2 090-4NA70	24,900
1.5	2	90L	1LA2 096-4NA70	28,400
415VΔ 50Hz				
2.2	3	100L	1LA2 106-4NA80	33,900
3.7	5	112M	1LA2 113-4NA80	46,200
5.5	7.5	132S	1LA2 130-4NA80	62,100
7.5	10	132M	1LA2 133-4NA80	69,500
11	15	160M	1LA2 163-4NA80	125,300
15	20	160L	1LA2 166-4NA80	148,500
18.5	25	180M	1LA2 183-4NA80	187,500
22	30	180L	1LA2 186-4NA80	198,600
30	40	200L	1LA2 207-4NA80	273,300
37	50	225S	1LA2 221-4NA80	347,600
45	60	225M	1LA2 224-4NA80	410,700
250	335	355L	1LA2 356-4NB80	1,904,300
315	425	355L	1LA2 357-4NB80	2,184,700

6 - Pole 1000 rev/min				
Output		Frame Size	Ordering Code (MLFB)	Unit LP in ₹
kW	HP			
240VΔ / 415VY 50Hz				
0.37	0.5	80	1LA2 080-6NC70	21,100
0.55	0.75	80	1LA2 083-6NA70	22,300
0.75	1	90S	1LA2 090-6NB70	25,900
1.1	1.5	100L	1LA2 106-6NB90-Z	36,500
1.5	2	100L	1LA2 106-6NB70	38,400
415VΔ 50Hz				
2.2	3	112M	1LA2 113-6NB80	43,300
3.7	5	132S	1LA2 131-6NA80	65,600
5.5	7.5	132M	1LA2 134-6NA80	74,300
7.5	10	160M	1LA2 163-6NA80	116,400
11	15	160L	1LA2 166-6NA80	138,700
15	20	180L	1LA2 186-6NA80	181,100
18.5	25	200L	1LA2 206-6NA80	253,800

6 - Pole 1000 rev/min				
Output		Frame Size	Ordering Code (MLFB)	Unit LP in ₹
kW	HP			
415VΔ 50Hz				
22	30	200L	1LA2 207-6NA80	268,300
30	40	225M	1LA2 225-6NA80	399,100
160	215	355L	1LA2 356-6NB80	1,681,400
200	270	355L	1LA2 357-6NC80	1,922,100
250	335	355L	1LA2 358-6NB80	2,014,100

Temperature rise limited to 75K, @ Temp. rise limited to 80K & * Temp rise limited to 90K by resistance method.

Frame size 250-315 should be ordered in 1LE7 series.

Last digit of order code to change based on construction type

Construction	IMB3	IMB5/V1	IMB14	IMV1 with Canopy	IMB35	IMB34
63-132	0	1	2	4	6	7
160-225M	0	1	-	4	6	-
355	0	8	-	4	6	-

Answering your needs of Energy Efficient Motors.

With our technologically advanced in-house test facility for the complete range of IE motors

www.siemens.co.in

Based on IEC 60034-30-1, the Indian standard IS 12615 for energy efficient IE2 / IE3 motors refers to related standard IS 15999 (Part 2 / Sec 1) & IEC 60034-2-1 : 'Rotating electrical machines; Part 2-1 for determining losses and efficiency from tests (excluding machines for traction vehicles)'. This calls for technically advanced test set up for testing the motors.

With our in-house state of the art test facility, the complete range of IE2 and IE3 motors can be tested and the declared efficiency values can be met.



State-of-the-art test facility for acceptance testing by customers



First company to have in-house facility for testing complete range of IE motors



Efficiency determination as per IEC 60034-2-1 IS 15999 (Part 2 / Sec 1)



Wi-Fi enabled special working area for customers

CHAMPION Series Motors

CHAMPION Series. Degree of Prot. IP55, Ins Class 'F'. Ambient 50°C, Method of Cooling - IC411, 415V ±10%, 50Hz ± 5%, combined ±10%. Prices for IMB3 (foot mounted) versions. Reference Standard: IEC: 60034-1.

1LA0 2 - Pole 3000 rev/min				
Output		Frame Size	Ordering Code (MLFB)	Unit LP in ₹
kW	HP			
240VΔ / 415VY 50Hz				
0.18	0.25	63	1LA0 060-2LA80	12,300
0.25	0.35	63	1LA0 063-2LA80	12,600

1LA0 4 - Pole 1500 rev/min				
Output		Frame Size	Ordering Code (MLFB)	Unit LP in ₹
kW	HP			
240VΔ / 415VY 50Hz				
0.12	0.16	63	1LA0 060-4LA80	12,600
0.18	0.25	63	1LA0 063-4LA80	13,500
0.25	0.35	71	1LA0 070-4LA80	13,700

1LA0 6 - Pole 1000 rev/min				
Output		Frame Size	Ordering Code (MLFB)	Unit LP in ₹
kW	HP			
240VΔ / 415VY 50Hz				
0.18	0.25	71	1LA0 070-6LA80	15,300
0.25	0.35	71	1LA0 073-6LA80	15,600


1LA0 8 - Pole 750 rev/min				
Output		Frame Size	Ordering Code (MLFB)	Unit LP in ₹
kW	HP			
240VΔ / 415VY 50Hz				
0.12	0.12	71	1LA0 070-8YB80	16,700
0.18	0.25	80	1LA0 080-8YB80	18,400
0.25	0.35	80	1LA0 083-8YB80	18,800
0.37	0.5	90S	1LA0 090-8YB80	19,400
0.55	0.75	90L	1LA0 096-8YB80	21,300
0.75	1	100L	1LA0 106-8YB80	25,200
1.1	1.5	100L	1LA0 107-8YB80	30,300
1.5	2	112M	1LA0 113-8YB80	35,000
415VΔ 50Hz				
2.2	3	132S	1LA0 131-8YB80	46,200
3.7	5	132M	1LA0 134-8YB80	72,700
5.5	7.5	160M	1LA0 164-8YB80	92,400
7.5	10	160L	1LA0 166-8YB80#	117,900
11	15	180L	1LA0 186-8YB80	160,800
15	20	200L	1LA0 207-8YB80	241,900
18.5	25	225S	1LA0 220-8YB80	293,300
22	30	225M	1LA0 223-8YB80	353,600
132	180	355L	1SE0 356-8YB80	1,605,200
160	215	355L	1SE0 357-8YB80	1,815,900
200	270	355L	1SE0 358-8YB80@	1,998,300

Temperature rise limited to 75K & @ Temp. rise limited to 80K.

Note: Efficiency testing according to IEC:60034-2-1

Last digit of order code to change based on construction type

Construction	IMB3	IMB5/V1	IMB14	IMV1 with Canopy	IMB35	IMB34
63-132	0	1	2	4	6	7
160-225M	0	1	-	4	6	-
355	0	8	-	4	6	-





SIEMENS

Ingenuity for life

N – Compact Motors

Driving productivity

With growing challenges in the industry to improve productivity and simultaneously decrease costs, Siemens offers the high-performance N-Compact Motors that are energy-efficient and offer maximum reliability and flexibility. With its TEFC design these motors are apt for all critical applications.

N-Compact Motors

- Range 250kW - 1250kW (TEFC Enclosure –IC411/IC416)
- Low noise and vibration level
- High power to weight ratio
- Dual cooling circuit for uniform heat dissipation

For more information call us on 1800 209 1800

www.siemens.co.in

1LA8 N-compact Motors - IE3



1LA8 N compact Motors. Degree of Prot. IP55, Ins Class 'F'. 415V ±10%, 50Hz ± 5%, combined ±10%, Cooling - IC411, Prices for IMB3 (foot mounted) versions. Amb. 45°C

2 - Pole 3000 rev/min			
Output kW	Frame Size	Ordering Code (MLFB)	Unit LP in ₹
415VΔ 50Hz			
355	355	1LA8 354-2AC70	2,738,300
400	355	1LA8 356-2AC70	2,877,400
500	355	1LA8 357-2AC70	3,019,800
560	400	1LA8 403-2AC70	on Enquiry
630	400	1LA8 405-2AC70	on Enquiry
710*	400	1LA8 407-2AC00	on Enquiry
1LA8 2P motors in frames 355 & 400 will have unidirectional fan for CW rotation as viewed from DE. For CCW direction please explicitly specify in the order.			

4 - Pole 1500 rev/min			
Output kW	Frame Size	Ordering Code (MLFB)	Unit LP in ₹
415VΔ 50Hz			
355	355	1LA8 353-4AB70	2,290,900
400	355	1LA8 356-4AB70	2,642,700
500	355	1LA8 357-4AB70	2,912,300
560	400	1LA8 404-4YB70	on Enquiry
630	400	1LA8 406-4AB70	on Enquiry
710*	400	1LA8 407-4AB00	on Enquiry
800*	450	1LA8 452-4AC00	on Enquiry
900*	450	1LA8 454-4AC00	on Enquiry
1000*	450	1LA8 456-4AC00	on Enquiry
1125*	500	1LA8 458-4AD00	on Enquiry
1250*	500	1LA8 459-4AD00	on Enquiry

6 - Pole 1000 rev/min			
Output kW	Frame Size	Ordering Code (MLFB)	Unit LP in ₹
415VΔ 50Hz			
315	355	1LA8 356-6YB70	2,565,600
400	355	1LA8 357-6AB70	2,716,600
450	400	1LA8 402-6AD70	on Enquiry
500	400	1LA8 404-6AD70	on Enquiry
560	400	1LA8 406-6AD70	on Enquiry
630	450	1LA8 452-6AD70	on Enquiry
710*	450	1LA8 454-6AD00	on Enquiry
800*	450	1LA8 456-6AD00	on Enquiry
900*	500	1LA8 460-6AD00	on Enquiry
1000*	500	1LA8 462-6AD00	on Enquiry

8 - Pole 750 rev/min			
Output kW	Frame Size	Ordering Code (MLFB)	Unit LP in ₹
415VΔ 50Hz			
250	355	1LA8 355-8YB70	2,454,500
315	355	1LA8 357-8AB70	2,837,200
355	400	1LA8 402-8AD70	on Enquiry
400	400	1LA8 404-8AD70	on Enquiry
450	400	1LA8 406-8AD70	on Enquiry
500	450	1LA8 452-8AD70	on Enquiry
560	450	1LA8 454-8AD70	on Enquiry
630	450	1LA8 456-8AD70	on Enquiry
710*	500	1LA8 460-8AD00	on Enquiry
790*	500	1LA8 462-8AD00	on Enquiry

Order No. Suffixes

Frame (shaft height)	Last but one place : Figure denoting supply#				Last place : Figure denoting construction			
	400VΔ, 50Hz / 690V Y, 50Hz	415VΔ, 50Hz	500VΔ, 50Hz	690VΔ, 50Hz	IMB3	IMV1 without canopy	IMV1 with canopy	IMB35
315/355	6	7	5	0	0	8	4	6
400/450/500						-	-	-

Contact nearest sales office for requirement of IE4 efficiency class motors.

Note: Applicable Standards - IS 12615 / IEC 60034-1

IE efficiency is applicable for ratings upto 1000kW.

*Available with 690VD as grid supplied standard voltage. For any other voltages please contact your nearest sales office.

For 1LA8 operation with VFD, insulated bearing at NDE is mandatory and the price has to be considered extra as per extras for accessories and pricing.

CE mark will be stamped on the nameplate only if the motor conforms to the requirements of CE regulation EC640/2009 of the European Union

1PQ8

N Compact Motors IE3 for Converter (VFD) Duty Applications



**1PQ8 Series - Separately Cooled. Degree of Prot. IP55, Ins Class 'F'. 415V, 50Hz
Cooling IC 416. Prices for IMB3 (foot mounted) versions. Amb. 45°C**

2 - Pole 3000 rev/min			
Output kW	Frame Size	Ordering Code (MLFB)	Unit LP in ₹
415VΔ 50Hz			
355	355	1PQ8 354-2PC70	3,181,200
400	355	1PQ8 356-2PC70	3,320,400
500	355	1PQ8 357-2PC70	3,443,600
560	400	1PQ8 403-2PC70	on Enquiry
630	400	1PQ8 405-2PC70	on Enquiry
675*	400	1PQ8 407-2PC00	on Enquiry

4 - Pole 1500 rev/min			
Output kW	Frame Size	Ordering Code (MLFB)	Unit LP in ₹
415VΔ 50Hz			
355	355	1PQ8 353-4PB70	2,555,900
400	355	1PQ8 356-4PB70	2,919,500
500	355	1PQ8 357-4PB70	3,177,100
560	400	1PQ8 404-4PB70	on Enquiry
630	400	1PQ8 406-4PB70	on Enquiry
670*	400	1PQ8 407-4PB00	on Enquiry
760*	450	1PQ8 452-4PC00	on Enquiry
850*	450	1PQ8 454-4PC00	on Enquiry
950*	450	1PQ8 456-4PC00	on Enquiry
1060*	500	1PQ8 458-4PD00	on Enquiry
1180*	500	1PQ8 459-4PD00	on Enquiry

6 - Pole 1000 rev/min			
Output kW	Frame Size	Ordering Code (MLFB)	Unit LP in ₹
415VΔ 50Hz			
315	355	1PQ8 356-6PB70	2,707,200
400	355	1PQ8 357-6PB70	2,828,000
450	400	1PQ8 402-6PD70	on Enquiry
500	400	1PQ8 404-6PD70	on Enquiry
560	400	1PQ8 406-6PD70	on Enquiry
630	450	1PQ8 452-6PD70	on Enquiry
670*	450	1PQ8 454-6PD00	on Enquiry
760*	450	1PQ8 456-6PD00	on Enquiry
850*	500	1PQ8 460-6PD00	on Enquiry
950*	500	1PQ8 462-6PD00	on Enquiry

8 - Pole 750 rev/min			
Output kW	Frame Size	Ordering Code (MLFB)	Unit LP in ₹
415VΔ 50Hz			
250	355	1PQ8 355-8PB70	2,719,300
315	355	1PQ8 357-8PB70	3,102,100
355	400	1PQ8 402-8PD70	on Enquiry
400	400	1PQ8 404-8PD70	on Enquiry
450	400	1PQ8 406-8PD70	on Enquiry
500	450	1PQ8 452-8PD70	on Enquiry
560	450	1PQ8 454-8PD70	on Enquiry
630	450	1PQ8 456-8PD70	on Enquiry
670*	500	1PQ8 460-8PD00	on Enquiry
750*	500	1PQ8 462-8PD00	on Enquiry

Order No. Suffixes

Frame (shaft height)	Last but one place : Figure denoting supply#				Last place : Figure denoting construction			
	400VΔ, 50Hz / 690V Y, 50Hz	415VΔ, 50Hz	500VΔ, 50Hz	690VΔ, 50Hz	IMB3	IMV1 without canopy	IMV1 with canopy	IMB35
315/355	6	7	5	0	0	8	4	6
400/450/500						-	-	-

Contact nearest sales office for requirement of IE3 efficiency class motors.

Note: Applicable Standards - IEC:60034-1
IE efficiency is applicable for ratings upto 1000kW.

The List price is inclusive of Insulated Bearing at NDE, the blower arrangement, 3x PTC thermistors for Alarm, 3x PTC thermistors for Trip, ACH and inverter grade insulation scheme.

* Available with 690VD as standard voltage.

690V Y Design available against requirement. Please contact your nearest Sales Office.

CE mark will be stamped on the nameplate only if the motor conforms to the requirements of CE regulation EC640/2009 of the European Union

Converter Duty Motors for Constant Torque Applications

1PQ0 Series - SEPARATELY COOLED. Degree of Prot. IP55, Ins Class 'F'. Ambient 50°C, 415V, 50Hz, Class F rise through VFD operation, Cooling- IC 416, Prices for IMB3 (foot mounted) versions. Ref. Standard: IEC 60034-1

2 - Pole 3000 rev/min				
Output		Frame Size	Ordering Code (MLFB)	Unit LP in ₹
kW	HP			
415VΔ 50Hz				
11	15	160M	1PQ0 164-2YB80	161,400
15	20	160M	1PQ0 165-2YC80	176,500
18.5	25	160L	1PQ0 166-2YB80	222,500
22	30	180M	1PQ0 183-2YA80	246,800
30	40	200L	1PQ0 207-2YB80	345,200
37	50	200L	1PQ0 208-2YB80	419,100
45	60	225M	1PQ0 223-2YB80	524,200
250	335	355L	1PQ0 356-2YC80	2,171,200
315	425	355L	1PQ0 357-2YC80	2,395,500

4 - Pole 1500 rev/min				
Output		Frame Size	Ordering Code (MLFB)	Unit LP in ₹
kW	HP			
415VΔ 50Hz				
11	15	160M	1PQ0 163-4YA80	159,800
15	20	160L	1PQ0 166-4YA80	185,000
18.5	25	180M	1PQ0 183-4YA80	239,400
22	30	180L	1PQ0 186-4YA80	251,300
30	40	200L	1PQ0 207-4YA80	337,900
37	50	225S	1PQ0 221-4YB80	412,700
45	60	225M	1PQ0 224-4YB80	483,700
250	335	355L	1PQ0 356-4YB80	1,940,400
315	425	355L	1PQ0 357-4YB80	2,284,000

6 - Pole 1000 rev/min				
Output		Frame Size	Ordering Code (MLFB)	Unit LP in ₹
kW	HP			
415VΔ 50Hz				
7.5	10	160M	1PQ0 163-6YC80	163,100
11	15	160L	1PQ0 166-6YC80	188,700
15	20	180L	1PQ0 186-6YA80	247,800
18.5	25	200L	1PQ0 206-6YA80	324,100
22	30	200L	1PQ0 207-6YA80	345,200
30	40	225M	1PQ0 223-6YA80	495,900
160	215	355L	1PQ0 356-6YB80	1,838,900
200	270	355L	1PQ0 357-6YC80	2,019,200
250	335	355L	1PQ0 358-6YB80	2,176,300

8 - Pole 750 rev/min				
Output		Frame Size	Ordering Code (MLFB)	Unit LP in ₹
kW	HP			
415VΔ 50Hz				
7.5	10	160L	1PQ0 166-8YB80	191,400
11	15	180L	1PQ0 186-8YC80	251,500
15	20	200L	1PQ0 207-8YB80	350,500
18.5	25	225S	1PQ0 220-8YB80	430,400
22	30	225M	1PQ0 223-8YA80	504,300
132	180	355L	1PQ0 356-8YB80	1,937,900
160	215	355L	1PQ0 357-8YB80	2,139,000
200	270	355L	1PQ0 358-8YB80	2,236,500

LP is inclusive of the blower and inverter grade insulation scheme.

Insulated bearings are mandatory for 1PQ0 motors in frames 280 and above when operated in constant torque modes below 5Hz of frequency. Please refer to Price Add-ons for Accessories & prices of insulated bearings. The insulated bearings are **NOT** included in these.

690V Y Design available against requirement. Pls. Contact your nearest Sales Office

Note - Efficiency testing according to IEC:60034-2-1

CE mark will be stamped on the nameplate only if the motor conforms to the requirements of CE regulation EC640/2009 of the European Union

Frame size 250-315 should be ordered in 1LE7 series.

The background of the entire page is a photograph of several large port cranes at a harbor, silhouetted against a bright, hazy sky. The cranes are tall, lattice-structured towers with horizontal jibs. In the top left corner, there is a white rectangular box containing the Siemens logo and tagline.

SIEMENS
Ingenuity for life

A benchmark for performance

Intermittent (S3/S4) duty motors - For Crane duty applications

- High reliability and uptime
- Low maintenance cost
- Range: 71-355 frames

For more details mail to: motors.in@siemens.com

www.siemens.co.in

Price Add-ons

Non-standard features / Accessories - For 1SE0..N, 1LA2..N, 1LA0 [1PQ0] & 1LA8 [1PQ8]

Sr. No.	Description	Z-Code	Remarks	Note	Frames 63-132	Frames 160-225	Frames 250-315	Frame 355	Frames 1LA8/1PQ8	Extra as % of LP or absolute [whichever is lesser] +	
										%	R
Non-standard Winding											
1	Non-standard output	L1Y	Give details in plain text	*	✓	✓	✓	✓	✓	Nil	Nil
2	Non-standard voltage 220-500V and/or Frequency (Grid Supply)		Give details in plain text	#	✓	✓	✓	✓	✓	5%	-
3	Class 'H'			5	✓	✓	-	-	-	12.5%	
					-	-	✓	✓	✓	7.5%	
4	Anticlockwise direction	K98	Viewed from drive end		-	✓	✓	✓	✓	Nil	Nil
5	Direction indicating Arrow	N08			-	✓	✓	✓	✓	Nil	Nil
Winding Protection											
6	3 PTC - Trip	A11	Class B	@	-	✓	✓	✓	✓	-	2,400
					✓	-	-	-	-	-	2,400
7	3 + 3 PTC. 3 for Alarm, 3 for Trip	A12	Class B	@	-	✓	✓	✓	✓	-	4,800
8	6 PTC - Trip	A13	Class B	@,8	-	✓	✓	✓	✓	-	4,800
9	3 PTC - Trip	A14	Class F	@,8	-	✓	✓	✓	✓	-	2,400
10	3 + 3 PTC. 3 for Alarm, 3 for Trip	A15	Class F	@,8	-	✓	✓	✓	✓	-	4,800
11	6 PTC - Trip	A16	Class F	@,8	-	✓	✓	✓	✓	-	4,800
12	RTDs - 3 Nos. PT 100 Simplex	A60	Frame 250 and above	@	-	-	✓	✓	✓	-	8,700
	RTDs - 6 Nos. PT 100 Simplex	A61			-	-	✓	✓	✓	-	17,300
13	Epoxy gel coat on winding overhang	C46	Class B rise		-	✓	✓	✓	-	2%	-
		G0W			✓	-	-	-	-	2%	-
Non-standard Constructions											
14	Construction IMB35				✓					3%	-
					1	-	✓	✓	✓	✓	5%
15	Construction IMB5		Except Frame 315L		✓	-	-	-	-	3%	-
						-	✓	✓	-	-	5%
16	Construction IM V1 - without canopy		For 1LA8/ 1PQ8 possible only up to 400 Frame		✓	-	-	-	-	3%	-
						-	✓	✓	✓	✓	5%
17	Construction IM V1 - with canopy			2	-	✓	✓	✓	✓	7%	-
					✓	-	-	-	-	5%	-
18	Construction IM B6	M1A			✓	✓	✓	-	-	-	NIL
19	Construction IM B7	M1B			✓	✓	✓	-	-	-	NIL
20	Construction IM B8	M1C			✓	✓	✓	-	-	-	NIL
21	Construction IM V5 - without canopy	M1D			✓	✓	✓	-	-	-	NIL
22	Construction IM V6	M1E			✓	✓	✓	-	-	-	NIL
23	Construction IM V5 - with canopy	M1F		2	-	✓	✓	-	-	2%	-
24	Construction IM V3	M1G	Except Frame 315L		✓	✓	✓	-	-	5%	-
25	Construction IMB14				✓	-	-	-	-	5%	-
26	Construction IMB34				✓	-	-	-	-	5%	-

Notes:

- Dimension 'C' not as per IS:1231 for 1LA2..N Motors in 160 Frame.
 - Not available for 1PQ series motors.
 - Certificate shall be provided on additional costs. Please contact sales office for cost.
 - Subsequent change of location from LHS to RHS not possible in 1LA8, 1PQ8 and for Framesize 90 contact Sales office.
 - Not for 1LA8/1PQ8 Motors.
 - For 315L and 355L frame 1SE0/1LA2 in 4-8P and 1LA8 motors, Sheet Metal fan will be given instead of CI when plastic fan is not acceptable.
 - Inverter grade insulation is included in list prices for 1PQ series of motors and 1LA8 series of motors.
 - Prices of ACH, 3x PTCs for Alarm and 3x PTCs for Trip are included in the list price for 1LA8 and 1PQ8 Motors.
 - Please contact sales office for non standard features required for Aluminium body motors.
 - Not Possible in 225 frame 2 Pole in 1SE0..N, 1LA2..N & in 160 frame 6 Pole in 1SE0..N.
- * Prior quotation from works necessary.
 @ Auxiliary Terminal will be provided in auxiliary terminal box for 1XB7 322 and above.
 # Prior quotation from works necessary for frequency other than 50Hz.
 ! Please contact sales office.
- + Extra Price Calculations**
- Wherever percentage is mentioned, add to LP and then offer discount.
 - Where absolute values are mentioned, same to be directly added to the nett price (No discounts applicable on absolute values).

Price Add-ons

Non-standard features / Accessories - For 1SE0..N, 1LA2..N, 1LA0 [1PQ0] & 1LA8 [1PQ8]

Sr. No.	Description	Z-Code	Remarks	Note	Frames 63-132	Frames 160-225	Frames 250-315	Frame 355	Frames 1LA8/1PQ8	Extra as % of LP or absolute [whichever is lesser] +		
										%	R	
Terminal Box												
27	T. Box on RHS with adaptor piece	K09	For 1LA0, 1LA2, 1SE0 & 1PQ0		-	✓	✓	✓	-	5% for frames 160-180	Nil	
28	T. Box on LHS with adaptor piece	K10	For 1LA0, 1LA2, 1SE0 & 1PQ0		-	✓	✓	✓	-	5% for frames 160-180	Nil	
29	T. Box on RHS without adaptor piece	K09	For 100 - 132M and 1LA8 / 1PQ8 only	4	100-132 frame	-	-	-	✓	7% for 100-132 frame and NIL for 1LA8/1PQ8		
30	T. Box on LHS without adaptor piece	K10	For 100 - 132M and 1LA8 / 1PQ8 only	4	100-132 frame	-	-	-	✓	7% for 100-132 frame and NIL for 1LA8/1PQ9		
31	Cast Iron T. Box	K15	Where Al. Box is standard		-	✓	-	-	-	2%	-	
32	Reducers				-	✓	✓	✓	-	-	3,500	
33	Fixing of Cable Glands		To be supplied by Sales after approval from Factory		✓	✓	✓	✓	-	-	on Enquiry	
34	Flying Leads	K58	Lead length of 3m (approx.)		✓	✓	✓	✓	On enquiry	5%	-	
35	T. box turned 90 deg.	K84	Cable entry from NDE		✓	✓	✓	✓	✓	Nil	Nil	
36	T. box turned 180 deg.	K85			✓	✓	✓	✓	✓	Nil	Nil	
37	Larger T. Box (one size)	N07	Frame Size:160-180		-	✓	-	-	-	-	2,300	
			Frame Size:200-225		-	✓	-	-	-	-	2,900	
			Frame Size:250 only		-	-	✓	-	-	-	-	3,500
			355 Frame and 1LA8/1PQ8						✓	✓		on Enquiry
Shaft extensions and related modifications												
38	Standard Double Shaft Extension	K16		2	✓	✓	✓	✓	-	5%	-	
39	Non-std. cylindrical Extension	Y55		*	✓	✓	✓	✓	✓	5%	-	
40	Non-std. double Shaft Extension	Y56		*,2	✓	✓	✓	✓	✓	10%	-	
41	Tapered shaft extension				✓	✓	✓	✓	✓	on enquiry		
42	Labyrinth seal	K17	Frames 160-250		-	✓	✓	-	-	-	1,400	
			Frames 280-450		-	-	✓	✓	✓	-	2,800	
	Oil tight shaft	K17			✓	✓	-	-	-	5%		
Bearings												
43	NU bearing at DE	K20	From Frame 160 to 180	10	-	✓	-	-	-		2,100	
			From Frame 200 to 250	10	-	✓	✓	-	-		3,300	
			From Frame 280 to 355		-	-	✓	✓	-	5%	14,000	
44	BTDs - 2 Nos. Simplex	A72	Frames 280-355 & 1LA8/1PQ8		-	-	✓	✓	✓	-	8,100	
45	Provision of threading for fixing Shock Pulse Monitoring [SPM] Probe for vibration measurement		For frames 180 and above		-	✓	✓	✓	✓	3%	-	

Notes:

- Dimension 'C' not as per IS:1231 for 1LA2..N Motors in 160 Frame
- Not available for 1PQ series motors
- Certificate shall be provided on additional costs. Please contact sales office for cost.
- Subsequent change of location from LHS to RHS not possible in 1LA8, 1PQ8 and for Framesize 90 contact Sales office.
- Not for 1LA8/1PQ8 Motors
- For 315L and 355L frame 1SE0/1LA2 in 4-8P and 1LA8 motors, Sheet Metal fan will be given instead of CI when plastic fan is not acceptable.
- Inverter grade insulation is included in list prices for 1PQ series of motors and 1LA8 series of motors.
- Prices of ACH, 3x PTCs for Alarm and 3x PTCs for Trip are included in the list price for 1LA8 and 1PQ8 Motors
- Please contact sales office for non standard features required for Aluminium body motors.
- Not Possible in 225 frame 2 Pole in 1SE0..N, 1LA2..N & in 160 frame 6 Pole in 1SE0..N
- Prior quotation from works necessary
- Auxiliary Terminal will be provided in auxiliary terminal box for 1XB7 322 and above
- Prior quotation from works necessary for frequency other than 50Hz
- Please contact sales office
- Extra Price Calculations**
 - Wherever percentage is mentioned, add to LP and then offer discount.
 - Where absolute values are mentioned, same to be directly added to the nett price (No discounts applicable on absolute values).

SIEMENS
Ingenuity for life



Each time you rise we
make sure you are safe

Brake Motors

- Motors with high safety factor
- DC Brakes for faster response
- External brake for easy maintenance
- Environment friendly Brakes
- Range: 63 - 225 Frames

For more details mail to: motors.in@siemens.com

www.siemens.co.in

Price Add-ons

Non-standard features / Accessories - For 1SE0..N, 1LA2..N, 1LA0 [1PQ0] & 1LA8 [1PQ8]

Sr. No.	Description	Z-Code	Remarks	Note	Frames 63-132	Frames 160-225	Frames 250-315	Frame 355	Frames 1LA8/1PQ8	Extra as % of LP or absolute [whichever is lesser] +		
										%	R	
Painting												
46	Epoxy base paint	K26	Shade 631 as per IS:5		-	✓	✓	✓	✓	5%	-	
		EP6			✓	-	-	-	-	7%	-	
47	Epoxy base paint-other shade	K27			-	✓	✓	✓	✓	10%	-	
		EPN			✓	-	-	-	-	10%	-	
48	Normal paint other shade	Y53			-	✓	✓	✓	✓	5%	-	
		NPN			✓	-	-	-	-	7%	-	
49	Only Red-oxide coating	K24			✓	✓	✓	✓	✓	-	No price reduction	
NS Fan and Fan Cowl												
50	Metallic Fan (for 1LA0/1SE0/1LA2 series 250-355 frame 2P motors - CI Fan is standard) all other motors have plastic fan by default	K35	Where Plastic Fan is Std.	2	-	✓	✓	✓	-	-	1,800	
		CI	Frame 63-132		✓	-	-	-	-	7%	-	
		K35			6	-	-	-	✓	-	8,100	
51	Fan-cowl with canopy	N19			-	✓	✓	✓	✓	5%	-	
		FCC			✓	-	-	-	-	7%	-	
52	Clean Flow Fan Cowl (without screen & with canopy)				✓	✓	✓	✓		5%		
Ingress Protection												
53	Type of Protection IP 56	K52		*,3	15%	10%	10%	10%	10%		11,600	
	Type of Protection IP 65	K50		*,3	20%	15%	15%	15%	On enquiry		23,100	
Other Miscellaneous Features												
54	Brake Assembly	G26	For Frame 63 For Frame 71 For Frame 80 For Frame 90 For Frame 100 For Frame 112 For Frame 132 For Frame 160 For Frame 180 For Frame 200 For Frame 225		✓ ✓ ✓ ✓ ✓ ✓ ✓	✓	-	-	-		5,800 7,000 9,300 10,400 12,100 12,800 19,200 30,000 33,600 40,500 46,200	
55	S3/S4 Duty Motors	CDM			✓	-	-	-	-	2%		
						-	✓	✓	✓	✓	-	Nil
56	Anti-condensation heaters	K45	For Frames 112 - 132	@	✓	-	-	-	-	-	1,200	
			For Frames 160 - 225	@	-	✓	-	-	-	-	-	2,600
			For Frames 250 - 355	@	-	-	✓	✓	-	-	-	3,500
57	Vibration Severity Grade R	K01	As per [IS:12075]	*	-	-	-	-	-	-	On enquiry	
58	Increased Flange accuracy	K04	As per [IS:2223]	*	-	-	-	-	-	-	On enquiry	
59	Auxiliary data plate	N09	Specify punching details			✓	✓	✓	✓	-	Nil	
	Auxiliary data plate	Y82	Specify punching details		✓					5%	-	
60	Sea Worthy Packing		Frame 160 and above.			✓	✓	✓	On enquiry	7%	-	

Notes:

- Dimension 'C' not as per IS:1231 for 1LA2..N Motors in 160 Frame
- Not available for 1PQ series motors
- Certificate shall be provided on additional costs. Please contact sales office for cost.
- Subsequent change of location from LHS to RHS not possible in 1LA8, 1PQ8 and for Framesize 90 contact Sales office.
- Not for 1LA8/1PQ8 Motors
- For 315L and 355L frame 1SE0/1LA2 in 4-8P and 1LA8 motors, Sheet Metal fan will be given instead of CI when plastic fan is not acceptable.
- Inverter grade insulation is included in list prices for 1PQ series of motors and 1LA8 series of motors.
- Prices of ACH, 3x PTCs for Alarm and 3x PTCs for Trip are included in the list price for 1LA8 and 1PQ8 Motors
- Please contact sales office for non standard features required for Aluminium body motors.
- Not Possible in 225 frame 2 Pole in 1SE0..N, 1LA2..N & in 160 frame 6 Pole in 1SE0..N
- * Prior quotation from works necessary
- @ Auxiliary Terminal will be provided in auxiliary terminal box for 1XB7 322 and above
- # Prior quotation from works necessary for frequency other than 50Hz
- ! Please contact sales office
- + **Extra Price Calculations**
 - Wherever percentage is mentioned, add to LP and then offer discount.
 - Where absolute values are mentioned, same to be directly added to the nett price (No discounts applicable on absolute values).

Price Add-ons

Non-standard features / Accessories - For 1SE0..N, 1LA2..N, 1LA0 [1PQ0] & 1LA8 [1PQ8]

Sr. No.	Description	Z-Code	Remarks	Note	Frames 63-132	Frames 160-225	Frames 250-315	Frame 355	Frames 1LA8/1PQ8	Extra as % of LP or absolute [whichever is lesser] +	
										%	R
Converter Fed Motors											
61	Inverter grade winding treatment (Voltages < 500V) IGT = Inverter Grade Treatment VPI = Vacuum Pressure Impregnation	IGT	Frames 63-180	7	✓	✓				5%	-
		IGT	Frames 200-225	7		✓				5%	-
		VPI	Frames 200-225	7	-	✓	-	-	✓	10%	-
		VPI	For frames 250-315	7	-	-	✓	-	✓	5%	-
		VPI	For frame 355 and 1LA8	7	-	-	-	✓	✓	Nil	-
	Inverter grade winding for Voltages >500V		For frames 250-315		-	-	✓	-	-	-	29,000
			For frame 355 and 1LA8		-	-	-	✓	✓	-	On enquiry
62	Insulated Bearing at NDE	L27	1LA0/1PQ0/1SE0 Frames 280 - 355		-	-	✓	✓	-	-	42,500
			1LA8 Frames 315 - 355 [355 Frame 4-8P]		-	-	-	✓	✓	-	48,500
			1LA8 Frame 355,400 - 2Pole		-	-	-	✓	-	-	74,500
			1LA8 Frames 400		-	-	-	✓	-	-	51,000
63	Mounting arrangement for encoder [encoder not in Siemens' scope of supply]	G56	Specific models of Baumer, Leine & Linde, and mutually agreed models during enquiry stage.	*	-	✓	✓	✓	✓	5%	
			ITD 40 encoder mounting for Frame 63-132		✓					15%	
64	Encoder Mounted on motors. Encoder will be supplied by Siemens in makes as indicated in the remarks column		Specific models of Baumer, Leine & Linde, and mutually agreed models during enquiry stage.	*	-	✓	✓	✓	✓		On enquiry
			ITD 40 encoder for Frame 63-132		✓						On enquiry
Testing Charges											
65	Witnessing of Routine Test as per IS:325 (IS:15999 wherever applicable)		Frames 63 - 112		✓	-	-	-	-	-	3,700
			Frames 132 - 225								4,800
			Frames 250 - 355		-	-	✓	✓	✓	-	9,500
			Frames 400 - 560		-	-	-	-	✓	-	35,000
66	Type test as per IS:325 (IS:15999 wherever applicable)		Frames 63 - 132		✓	-	-	-	-	-	10,000
			Frames 160 - 225		-	✓	-	-	-	-	20,500
			Frames 250 - 355	5	-	-	✓	✓	✓	-	32,500
			For 1LA8/1PQ8 315 - 400					-	✓		58,000
	For 1LA8/1PQ8 450 - 560	*					-	✓		Check for testing procedure and price	

Notes:

- Dimension 'C' not as per IS:1231 for 1LA2..N Motors in 160 Frame
- Not available for 1PQ series motors
- Certificate shall be provided on additional costs. Please contact sales office for cost.
- Subsequent change of location from LHS to RHS not possible in 1LA8, 1PQ8 and for Framesize 90 contact Sales office.
- Not for 1LA8/1PQ8 Motors
- For 315L and 355L frame 1SE0/1LA2 in 4-8P and 1LA8 motors, Sheet Metal fan will be given instead of CI when plastic fan is not acceptable.
- Inverter grade insulation is included in list prices for 1PQ series of motors and 1LA8 series of motors.
- Prices of ACH, 3x PTCs for Alarm and 3x PTCs for Trip are included in the list price for 1LA8 and 1PQ8 Motors
- Please contact sales office for non standard features required for Aluminium body motors.
- Not Possible in 225 frame 2 Pole in 1SE0..N, 1LA2..N & in 160 frame 6 Pole in 1SE0..N
- * Prior quotation from works necessary
- @ Auxiliary Terminal will be provided in auxiliary terminal box for 1XB7 322 and above
- # Prior quotation from works necessary for frequency other than 50Hz
- ! Please contact sales office
- + **Extra Price Calculations**
 - Wherever percentage is mentioned, add to LP and then offer discount.
 - Where absolute values are mentioned, same to be directly added to the nett price (No discounts applicable on absolute values).

SIEMENS

Ingenuity for life

Support and
Consulting
Services



Training
Services



Digital
Services



Spare Parts
Services



Repair
Services



Field and
Maintenance
Services



Retrofit and
Modernization
Services



Service
Programs and
Agreements



Industry Services

Technology based services to shape up your digital future

www.siemens.co.in

A comprehensive portfolio of services for products, systems, and applications as well as value-added and data-based services throughout the entire lifecycle of machines and plants

Our qualified Service Experts support you to achieve increased Productivity, Flexibility and Efficiency. For further support, please contact us using the information below.

Log your Service requests online

www.siemens.co.in/industry-services-srf



Call our Customer Care Centre for your service requests

Toll Free No. 1800 209 0987 - 18 x 7 - 6:30 am to 12 pm



Online support for your technical queries and information

www.siemens.com/sios



Avail 24*7 Online Support www.siemens.com/sios

Siemens online support app available for Apple iOS and android smart mobiles



Book your training today.

Latest training calendar available at www.siemens.co.in/sitrain



SIEMENS
Ingenuity for life



Now
Digital



Extremely
robust



Global
product



High,
Premium,
Efficiency



Unbeatably
reliable

IE2

IE3

Global excellence.
Indigenous endurance.

SIMOTICS 1LE7 Motors

A3 size gatefold MLFB chart

A3 size gatefold MLFB chart



Notes

A series of horizontal dotted lines for writing notes.

Your partners

Sales offices:

Ahmedabad

3rd Floor, Prerna Arbour
Girish Coldrinks Cross Roads
Navrangpura, Ahmedabad - 380 009
☎ : +91 79 30927600
Fax: +91 79 30927699

Baroda

Ground Floor, Urja Bhavan
Opp.Makarapura Railway Station, Maneja
Vadodara - 390 013
☎ : +91 265 3957701
Fax: +91 265 3039190

Bangaluru

1st Floor, Jyoti Mahal
No. 49, St. Marks Rd.
Bangaluru - 560 001
☎ : +91 80 33422000
Fax: +91 80 33424131

Bhubaneswar

DB 1102/03, 11th Floor
DLF Cybercity
Chandaka Industrial Estate,
Patia, Bhubaneswar - 751024, Odisha

Territory managers:

Agra

F7B, ACR Desire Apartment
Near Kargil Petrol Pump, Sikandra
Agra - 282007, Uttar Pradesh
Mobile: +91 7665590333
E-mail: jain.nitin@siemens.com

Aurangabad

54 Gokul Vrindavan Apartment
Bansilal Nagar
Aurangabad - 31005
Mobile: +91 967333024
E-mail: brajesh.rathor@siemens.com

Belgaum

Anugrah Bungalow No. 2, Plot No. 7
CTS No. 3109, RS No. 57/121, Cross No. 7
Near Shanbag / Bhandari School, Bhagya Nagar
Angol, Belgavi, Karnataka - 590006
Mobile: +91 0831 2495156 / +91 9740277991
E-mail: anand.gawade@siemens.com

Belgaum

Flat No. 201, 2nd Floor, Harimanor Apartment
1st Cross Bhagya Nagar, Angol Extension
Belgavi, Karnataka - 590006
Mobile: +91 8105592066
E-mail: siddu.mareguddi@siemens.com

Belgaum

S4 Gokul Vrindavan Apartment, 8th Cross
Bhagya Nagar, Angol, Belgavi
Karnataka - 590006
Mobile: +91 725940010
E-mail: prathish_t_m@siemens.com

Bharuch

Gold B, 804, Samrudhdi Residency
Opp. Zadeshwar Bus Stop,
Zadeshwar Road, Bharuch - 392011
Mobile: +91 9429037805
E-mail: kalpeshkumar.darji@siemens.com

Bhilai

C/o. Mr. Anil Dhusia, Qtr No. 4A, Street 33
Sector - 4, Bhilai - 490001
Mobile: +91 7869922211
E-mail: pravin.deshbhatar@siemens.com

Bhopal

Flat-102, Tower Jasmine Nikhil Nestles
Jatkhari Hoshangabad Road
Bhopal, MP - 462026
Mobile: +91 9711007466
E-mail: vinay.mittal@siemens.com

Boisar

Flat No. A-21, Sai Sagar CHS
MAHADA Colony, Chitrayalaya Road
Boisar - 401506
Mobile: +91 9819231892
E-mail: debashis.biswas@siemens.com

Cochin

Jomer Symphony, 33/2317, 5th Floor
Chalikkavattom, Ponnuranni North
Vytilla, Kochi - 682019
Mobile: +91 4028611122 / +91 9846006580
E-mail: girish_v_nair@siemens.com

Cochin

Jomer Symphony, 33/2317, 5th Floor
Chalikkavattom, Ponnuranni North
Vytilla, Kochi - 682019
Mobile: +91 9656690111
E-mail: vinu.pillai@siemens.com

Durgapur

6/15, Bengal Ambuja
(Near Durgapur Cinema Hall)
Citi Centre, Durgapur - 713216, West Bengal
Mobile: +91 9830317456
E-mail: harsh.chincholkar@siemens.com

Durgapur

6/15, Bengal Ambuja
(Near Durgapur Cinema Hall)
Citi Centre, Durgapur - 713216, West Bengal
Mobile: +91 9051020207
E-mail: sayantan.ghosh@siemens.com

Gandhidham

Plot No. 299, Ward 3A, Adipur
Gandhidham - 370205, Gujarat
Mobile: +91 9099010323
E-mail: vismay.pandya@siemens.com

Chandigarh

SCO 188/191, 3rd Floor, Sector-17 C
Chandigarh - 160 017
☎ : +91 172 4690300
Fax: +91 172 4690399

Chennai

4th Floor, ETA Mount Central
Seethakathi Business Centre, Mount Road
Chennai - 600006
☎ : +91 44 30474000
Fax: +91 44 30474080

Coimbatore

1st Floor, "Senthil Towers"
1078, Avinashi Road
Coimbatore - 641018
☎ : +91 422 3076300
Fax: +91 422 3076310

Gurgaon

Plot No. - 78, Tower - B
Jagatjit Industries Building (JIL)
Opposite SBI Academy, Sector-18
Gurgaon - 122015
☎ : +91 124 2842000, 3810200

Gorakhpur

MIG, 78, Surajkund
Near Subhash Chandra Boss Chowk
Gorakhpur - 273006, Uttar Pradesh
Mobile: +91 7800960310
E-mail: tiwari.mayank@siemens.com

Guwahati Assam

Shivalaya Housing Society, Flat No. B-3A
Bylane 4, Jyotimatinagar, Adebabi, Pandu
Guwahati - 781012, Assam
Mobile: +919843595024
E-mail: biplab.datta@siemens.com

Guwahati Assam

House No.10, Near Hanuman Mandir
Kashinagar Bylane, Bishnurup Main Road
Guwahati - 781016, Assam
Mobile: +91 9843595024
E-mail: ashok.kalita@siemens.com

Haldia

Rajrampur, Sri Krishna Apartment
TF-04, Block-8, Durgachak
Haldia-721635
Mobile: +91 9836625900
E-mail: avijit.dutta@siemens.com

Haridwar

Plot No. 204, Shiv Asthalay Apartment
Purshotyam Vihar, Kankhal
Haridwar - 249408, Uttarakhand
Mobile: +91 9889384222
E-mail: umesh.pandey@siemens.com

Hospet

Mahima's, Door No. 1288, 9th Ward
Near Markandeshwara School
M.P. Prakash Nagar, Hospet - 583201
Distt Bellary, Karnataka
Mobile: +91 9945859004
E-mail: nagaraj_rk@siemens.com

Hospet

Flat No. 203, SAI Apartment, College Road
Rajiv Nagar, Hospet - 583201
Mobile: +91 9741114877
E-mail: naveen.sn@siemens.com

Hosur

Plot No. 12, Vishnu Anand Galaxy
Chittanapally Nalur Village, Hosur - 635109
Mobile: +91 8971200266
E-mail: dinesh.rajjian@siemens.com

Hubli

Plot No. 37, Hurkadli Building
Near KLE School Manjunath Nagar
Gokul Road, Hubli - 30, Karnataka
Mobile: +91 9945961052
E-mail: kiran.kage@siemens.com

Indore

B- Block, 406 Shekhar Paradise
Indore - 452010
Mobile: +91 8889911401
E-mail: bhadaunia.amit@siemens.com

Jajpur

Kirtan Enclave, Flat No. 316, C Block
Chhordha Chaak, Jajpur Keonjhar Road
Jajpur, Odisha - 755019
(Nearest Land Mark - SBI ATM counter)
Mobile: +91 9937189624
E-mail: probir.mukherjee@siemens.com

Jalandhar

H. No. 140, Ground Floor
Defence Colony, Jalandhar
Punjab - 144001
Mobile: +91 8427979870
E-mail: himanshu.kaushik@siemens.com

Jammu

C/o. Shri Tilak Raj Gupta
75 A 2nd Extension
Gandhi Nagar, Jammu - 180004
Mobile: +91 9216571841
E-mail: vishal.dogra@siemens.com

Jodhpur

A-240, Shastri Nagar
Jodhpur - 342003
Mobile: +91 9929110493
E-mail: rajendra.kabra@siemens.com

Hyderabad

5-9-19, 4th & 5th Floor
Laxmi Narasinh Estate
Opp. Secretariat Road
Saifabad, Hyderabad - 500 004
☎ : +91 40 30922500
Fax: +91 40 30923145

Jaipur

6th Park St, Sindhi Camp
Jaipur - 302001, Rajasthan
☎ : +91 141 5152108
Fax: +91 141 2370482

Jamshedpur

"Roshan Tower"
Main Road, Bistupur (2nd Floor)
Jamshedpur - 831001
☎ : +91 657 6682201

Kolkata

Plot No., 43, Shanti Palli
Rashbihari Bypass Connector
Kolkata - 700042
☎ : +91 33 30939000
Fax: +91 33 30939010

Kanpur

Flat No. 702, Pushpi Apartments
Sharda Nagar, Kanpur - 208025
Uttar Pradesh
Mobile: +91 8650404404
E-mail: shashibhushan.prasad@siemens.com

Khopoli

Flat No. 12, Building No. 1
Shri Swami Samarth Krupa Nagar CHS Ltd.
Near Usha Nagar, Mogaalwadi Road
Khopoli, Tal. Khalapur Dist Raigad - 410203
Mobile: +91 9876748975
E-mail: deshpande.sachin@siemens.com

Kolhapur

RS No. 84-1, Pinac Prasad, FL No. A-35
New Palace Road, Kolhapur 416006
Mobile: +91 9850836839
E-mail: vinay.todkar@siemens.com

Kota

406, Manglayatan Apartment
Near Jain Temple, Bhimganj Mandi
Kota - 324002
Mobile: +91 9828419111
E-mail: avinash.mathur@siemens.com

Ludhiana

H. No. 1858, First Floor
Sector - 32 A, Ludhiana - 141008. Punjab
Mobile: +91 9876047929
E-mail: sunil.singla@siemens.com

Ludhiana

H. No. 728, First Floor, Sector - 33
Chandigarh Road, Ludhiana - 141010. Punjab
Mobile: +91 9878094677
E-mail: rohit.bhardwaj@siemens.com

Madurai

Anirudh Durg, F-Top 3, Vasudhara Apartment
84, TPK Main Road, Andalapuram
Madurai - 625 003, Tamil Nadu
Mobile: +91 9896417776
E-mail: sivaprakasam.r@siemens.com

Mangalore

Flat No. 303, Devi Dayal Residency
Near Dominic Church, Ashok Nagar Road
Urwa Store, Mangalore - 575006
Mobile: +91 9866488166
E-mail: lakshmitha.k@siemens.com

Maramalainagar

No. 11, Ambedkar Street, SRS Buildings
Upstairs Raga Dental Clinic, Potheri
Chennai - 603203
Mobile: +91 9840392926
E-mail: shanmuga.v@siemens.com

Meerut

D-405, Ansals Courtyard, Roorkee Bypass
Modipuram, Meerut - 250110, Uttar Pradesh
Mobile: +91 7619047999
E-mail: achiint.mathur@siemens.com

Meerut

Flat No. 202, RPG Heights, Lal Park Colony
Ganganagar, Meerut - 255001, Uttar Pradesh
Mobile: +91 9621070111
E-mail: abhinav.rastogi@siemens.com

Mysore

No. 980, 4th Cross, 6th Main
Bannimantap B layout, SS Nagar
Mysore - 570015
Mobile: +91 9611311645
E-mail: raashid.syed@siemens.com

Naidupeta

5/94, I Floor, B Block
M.A. Nagar, Chennai - 600052
(Near Padmalanur Govt School)
Mobile: +91 9840255185
E-mail: rpradeep@siemens.com

Nashik

Flat No. 402, "Df" Wing, Hari Shrushti
Near Jogging Track, Opposite WNS
Indira Nagar, Nashik - 422009
Mobile: +91 9892292275
E-mail: dhananjay.thora@siemens.com

Lucknow

510-511, 5th Floor, Shalimar Titanium
Plot No. T.C.G-1/1, Vibhuti Khand
Gomti Nagar, Lucknow
Uttar Pradesh 226010
☎ : +91 522 4031039

Mumbai

Business Centre-1
Thane Belapur Road, Thane - 400 601
☎ : +91 22 39663000
Fax: +91 22 39663721

Nagpur

5th Floor, Land Mark Building
Wardha Road, Ramdas Peth
Nagpur - 440 010
☎ : +91 712 3093000
Fax: +91 712 3093111

Pune

Tower B/701-705, ICC Trade Tower
403A, Senapati Bapat Road
Pune - 411016
☎ : +91 20 30466000
Fax: +91 20 30466060

Nashik

202-Sree Anand Apartements
Narhari Nagar, Pathardi Fata
Nashik - 422009
Mobile: +91 8055114173
E-mail: vinaykumar.sharma@siemens.com

Neemrana

Flat No. F111, Ananraj Aashray Apartment
Plot No. 236 Japanese Zone
Neemrana - 301705, Dist. Alwar
Mobile: +91 9650481919
E-mail: deepak.beniwal@siemens.com

Panipat

137-R, First Floor, Near Sadanand Park
Model Town, Panipath - 132103
Mobile: +91 9871394488
E-mail: vijay.goyal@siemens.com

Patna

A-53, 5th Floor, Krishna Apartment
Boring Road, Patna - 800001, Bihar
Mobile: +91 9641574289
E-mail: rajendra.mitra@siemens.com

Pondicherry

R.A.M Paradise, II Floor, No. 4, 2nd Cross
Kamban Nagar, Reddipalayam
Puducherry - 605010
Mobile: +91 9176609374
E-mail: gopalakrishnan.shanmugam@siemens.com

Raipur

103 Risabh Regency
Near Shri Medicine Hospital
New Rajendra Nagar, Raipur (CG) - 492001
Mobile: +91 9425601849
E-mail: raghuraj.bisen@siemens.com

Raipur

Flat No. B-403, Shiv Vatika Apartment
Ashwani Nagar, Raipur - 492013 (CG)
Mobile: +91 9823935775
E-mail: swanand.phatak@siemens.com

Rajkot

301, Snowhill Apartment
Near Golden Supermarket, Amin Marg
Rajkot - 360007, Gujarat
Mobile: +91 9909904993
E-mail: piyush.thaker@siemens.com

Ranchi

Flat No. A-101, 1st Floor, Sundaram Apartment
Kilburn Colony, Hinoo, Ranchi
Jharkhand - 834002
Mobile: +91 8294052647
E-mail: shyamal.bhattacharyya@siemens.com

Ranchi

2144 New Area Gandhi Nagar
Flat Name - Lila Raj Sadhan, 2nd Floor
Hinoo, Ranchi - 834002
Mobile: +91 7766906595
E-mail: bikram.sarkar@siemens.com

Renukot

Vijay Gupta Bhawan
Swami Vivekanand Colony, Murdhawa
Renukot - 231217, Uttar Pradesh
Mobile: +91 9984500021
E-mail: kumardeepak@siemens.com

Rourkela

C/6, Gafour Colony, Ground Floor
Near LIC Office, Uditi Nagar
Rourkela - 769012, Odisha
Mobile: +91 9776967773
E-mail: prakhar.chaturvedi@siemens.com

Rourkela

Quarter No. L/115, 2nd Floor
Basanti Colony, Phase - I
Rourkela - 769012, Odisha
Mobile: +91 9937972407
E-mail: shouvik.mitra@siemens.com

Rudrapur

Shanti Vihar Colony, Chatapur Road
Opp. Dr. Pandey Hospital, Rudrapur - 263153
Distt. Udham Singh Nagar, Uttarakhand
Mobile: +91 9839174578
E-mail: girish.pandey@siemens.com

Vishakhapatnam

2nd Floor, 30-8-47
Lakshmi Narasimha Towers
Banu Street, Daba Gardens
Vishakhapatnam - 530 020
Andhra Pradesh
☎ : +91 891 3050200
Fax: +91 891 3050222

Siemens Limited

Process industries and Drives

Large Drives

R&D Technology Centre

Thane Belapur Road, Airoli Node

Navi Mumbai - 400 708

Fax: +91 22 33265504

E-mail: motors.in@siemens.com

www.siemens.co.in

PLDL-LVM-2311-2018-6.5K

(This replaces PLDL-LVM-2303-2018-5K)

For more information call us on 1800 209 1800

For Life Cycle Support of Products, Systems and Solutions
call us on 1800 209 0987

Product upgradation is a continuous process. Hence, data in this pricelist is subject to change without prior notice. For the latest information, please get in touch with our Sales Offices.