

**SIEMENS**  
*Ingenuity for life*

Over 100 years of leadership  
in switching technology

LV Switchgear – Motor Control Products

Price List w.e.f. 1<sup>st</sup> December, 2018

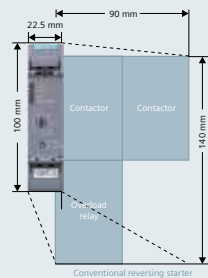


# The perfect combination

siemens.com/sirius

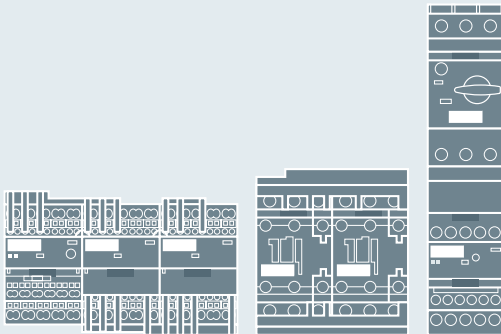
## Save space

High performance in the compact installation size. Newly introduced Sirius Innovation size S2 offers 80A in just 55mm width



## Order pre-assembled

Ready-made and tested combinations with short-circuit strength up to 150 kA/400 V



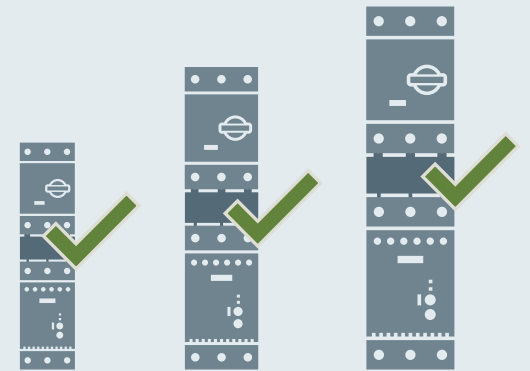
## Worldwide use

Fulfills all relevant standards and approvals worldwide, also for (e.g. safety, rail and ship building)



## Modular design

Perfectly matched and dimensioned products expandable with common accessories



## We are IE3/IE4 ready!

Ready-made and tested combinations with short-circuit strength up to 150 kA/400 V. Also other standard combinations available



No false tripping during startup process



Reliable switching capacity when using IE3 motors

## Engineering made easy

Simple and efficient by using the appropriate data and tools

- 1 Search for and find products
- 2 Data for CAE / CAD System
- 3 Certificates, documents, manuals
- 4 Support and Technical Assistance
- 5 Download CAx data and documents
- 6 Compile individual manuals
- 7 Apps for iOS and Android
- 8 Engineering Software from Siemens
- 9 EPLAN electric P8 macros

**SIRIUS Modular System**

# Index

Contents	Page No.
<b>1 Switching Devices</b>	
Contactors Relays - 3RH2 (S00)	5
Latched Contactor Relays (S00)	5
Contactors Relays - 3RH2 (S00) (with Low power consumption coil)	5
Power Contactors - 3RT (S00 to S12)	6
Power Contactors - 3RT (S6 to S12) (with separate coils)	7
Power Contactors - 3RT2 (S0)	7
Power Contactors - 3RT1 (S3)	7
Energy Efficient Contactors	8-9
Power Contactors - 3RT20 coupling relays (PLC interface relay)	9
Vacuum contactors - 3RT12/ 3TF6	10
Power Contactors - 3RT with indication of Remaining LifeTime (RLT)	10
3 Pole AC1 Duty Contactors - 3RT14	11
4 Pole Power Contactors (with 4NO main contacts)	11
4 Pole Power Contactors (with 2NO+2NC main contacts)	11
Mechanical Interlock for 4 Pole (3RT23)	11
Power Contactors with Fail-safe input	12
Communication capable power contactors	13
Solid state switching devices - 3RF	14
Auxiliary contact blocks for 3RT/3RH	14
Accessories for 3RT2 and 3RH2 Contactors (S00 to S3)	15
Accessories for 3RT1 Contactors (S3 to S12)	18
3RA Load Feeders - ready to assemble kits for DOL	21
3RA Load Feeders - ready to assemble kits for R-DOL	22
3RA Load Feeders - ready to assemble kits for Star-Delta	26
3RV29 Infeed System	30
Reversing contactor Assemblies - 3RA23	31
Star Delta contactor Assemblies - 3RA24	31
Spares coils - 3RT2 (S0, S2, S3) & 3RT1 (S3)	32
Spares coils - 3RT1 (S6 to S12)	33
Spare parts for 3RT contactor	33
Adapter plates	33
Spares for 3RT12 vacuum contactors	34
Contactors relays and power contactors - 3TH, 3TF	35
2 Pole DC power contactors - 3TC	36
Hoisting duty contactors - 3TF	36
Accessories and spares for SICOP / SICONT Plus	36
Spares for 3TC contactors	38
3TS Capacitor duty contactors	40
3TS Converter duty contactors	40
3TS 2 Pole contactors	41
Spares for 3TS Contactors	41

Contents	Page No.
<b>2 Protection Devices</b>	
Thermal Overload Relays - 3RU	43
Microprocessor based overload relay - 3RB	44
Accessories for 3RU/3RB overload relays	46
Thermal overload relays - 3UA / 3UC	47
Accessories for 3UA birelay	47
Motor protection circuit breakers - 3RV	48
Accessories for 3RV	51
Motor protection circuit breakers - 3VS	54
Motor protection circuit breakers - 3VU	55
Common accessories for 3VS/3VU	55
<b>3 Motor Starting Devices</b>	
Digital soft starters and accessories - 3RW30/40/44	57
Digital soft starters and accessories - 3RW52/55	60
3RM1 starter	62
DOL starters / Star-Delta starters - 3TW / 3LW / 3TE	64
Spares for starters	65
<b>4 Timing and Monitoring Devices</b>	
Electronic timers - 3RP	66
Current monitoring relay - 3RR	66
Line monitoring relays - 3UG	66
Thermistor motor protection relays - 3RN2	67
Insulation monitoring relays -3UG	67
Timing and Monitoring relays - 7PV0 / 7UG0	68
Plug-in-relay - 7RQ	69
<b>5 Commanding and Signaling Devices</b>	
SIRIUS ACT - 3SU	71
Signaling column - 8WN	75
Indicating lamps 3SB5 (complete and modular)	76
Push button - 3SB5	77
Push button stations - 3SB5	78
Spares and accessories - 3SB5	79
<b>6 Detecting Devices</b>	
Position switches - 3SE5	81
Cable Operated Switches	84
<b>7 Actuator sensor interface (AS-i)</b>	<b>86</b>
<b>8 SIMOCODE pro</b>	<b>88</b>
<b>9 Safety Relays &amp; Systems - 3SK1</b>	<b>89</b>
<b>10 Type-2 Co-ordination Charts</b>	<b>90</b>
<b>11 Available till stocks last</b>	<b>93</b>
<b>12 Discontinued</b>	<b>96</b>
<b>13 Contact Partners</b>	
Customer care	98
Training centres	100
Offices and territory managers	Back cover

# SIEMENS

*Ingenuity for life*



## SIRIUS Modular System

The perfect combination

- **Modular design**  
Optimally matched and dimensioned products expandable with uniform accessories
- **Space savings**  
Highest performance on the market based on installation size
- **Pre-assembled units**  
Order ready-made and tested combinations with short-circuit strength up to 150 kA/400 V
- **Quick connections**  
Comprehensive spring-type terminal portfolio, function blocks for contactor assemblies for reversing and star-delta (wye-delta) starting as well as connectors
- **Efficient configuration**  
Configuration data and macros for integration into your CAE systems
- **Universal use**  
Fulfills all relevant standards and approvals worldwide, also for extreme conditions (e.g. safety, rail and shipping) and is IE3/IE4 ready

[www.siemens.com/SIRIUS](http://www.siemens.com/SIRIUS)





## Contactor Relays (Auxiliary contactors)



### 3RH2 (S00) with "Mechanically linked contact elements"

Screw terminals

Size	Operational Current Ie AC-15 at 230V A	Contacts NO	Contacts NC	AC Coil <sup>§</sup>			DC Coil <sup>®</sup>		
				Type*	Unit LP <sup>1)</sup> ₹	Std. pkg. (nos.)	Type*	Unit LP <sup>1)</sup> ₹	Std. pkg. (nos.)
S00	10	4	-	■ 3RH2140-1A..0	1165.-	1	■ 3RH2140-1B..0	1600.-	1
		3	1	■ 3RH2131-1A..0	1165.-	1	■ 3RH2131-1B..0	1600.-	1
		2	2	■ 3RH2122-1A..0	1165.-	1	■ 3RH2122-1B..0	1600.-	1

§@ Please enter coil codes from table below

\* For ordering contactors with spring type terminals, please replace 8th digit from '1' to '2'

## Latched Contactor Relays

Screw terminals



Operational current Ie AC-15 at 230V A	Contacts NO	Contacts NC	AC Coil <sup>§</sup>			DC Coil <sup>®</sup>		
			Type	Unit LP <sup>1)</sup> ₹	Std. pkg. (nos.)	Type	Unit LP <sup>1)</sup> ₹	Std. pkg. (nos.)
10	4	-	■ 3RH2440-1A..0	4120.-	1	■ 3RH2440-1B..0	5425.-	1
	3	1	■ 3RH2431-1A..0	4120.-	1	■ 3RH2431-1B..0	5425.-	1
	2	2	■ 3RH2422-1A..0	4120.-	1	■ 3RH2422-1B..0	5425.-	1

§@ Please enter coil codes from table below

For Latched Power Contactors refer 3RT accessory "Mechanical Latching Blocks" on page no. 16

Spring type terminals are not available for latched contactor relays.

### Rated control supply voltages for 3RH21 & 3RH24

§ AC coil voltage

Code	B0	■ F0	■ P0
Coil voltage 50/60 Hz	24	110	230

@ DC Coil Voltage

Code	■ B4	F4	M4
Coil voltage	24	110	220

1) For ordering contactors with other than above coil voltages, please add Rs. 150/- to the unit LP of standard contactor.

Please contact nearest sales office for other coil voltages

## Contactor Relays (with Low power consumption coil)

### Auxiliary Contactor - 3RH21 Coupling Relays

Screw terminals



Size	Surge Suppressor	Rated operational current Ie AC-15 at 230 V A	Auxiliary contacts		Type*	Unit LP ₹	Std. pkg. (nos.)
			NO	NC			
Rated control supply voltage Us =24 V DC, Operating range 0.7 to 1.25xUs, Power Consumption 2.8W at 24V DC							
S00	Built in Suppressor Diode	10	4	-	3RH2140-1KB40	1995.-	1
			3	1	3RH2131-1KB40	1995.-	1
			2	2	3RH2122-1KB40	1995.-	1
Rated control supply voltage Us =24 V DC, Operating range 0.85 to 1.85xUs, Power Consumption 1.6W at 24V DC							
S00	Built in Suppressor Diode	10	4	-	3RH2140-1SB40	2840.-	1
			3	1	3RH2131-1SB40	2840.-	1
			2	2	3RH2122-1SB40	2840.-	1

\* For ordering contactors with spring type terminals, please replace 8th digit from '1' to '2'

Note: 3RH21 Coupling Relays - Add-on Auxiliary contact blocks not applicable


■ Stock items

LP - List Price

# Power Contactors

## 3RT (S00 to S12) with "Mirror contacts elements"

Screw terminals



Size	AC-3 operational current Ie upto 415V A	Motor rating at 415V, 50Hz kW	Auxiliary contacts	AC Coil <sup>5</sup>			DC Coil <sup>6</sup>		
				Type*	Unit LP <sup>1)</sup> ₹	Std. pkg. (nos.)	Type*	Unit LP <sup>1)</sup> ₹	Std. pkg. (nos.)
S00	7	3	1NO	■ 3RT2015-1A..1	985.-	1	■ 3RT2015-1B..1	1495.-	1
			1NC	■ 3RT2015-1A..2	985.-	1	■ 3RT2015-1B..2	1495.-	1
	9	4	1NO	■ 3RT2016-1A..1	1035.-	1	■ 3RT2016-1B..1	1645.-	1
			1NC	■ 3RT2016-1A..2	1035.-	1	■ 3RT2016-1B..2	1645.-	1
	12	5.5	1NO	■ 3RT2017-1A..1	1160.-	1	■ 3RT2017-1B..1	1900.-	1
			1NC	■ 3RT2017-1A..2	1160.-	1	■ 3RT2017-1B..2	1900.-	1
16	7.5	1NO	■ 3RT2018-1A..1	1365.-	1	■ 3RT2018-1B..1	2295.-	1	
		1NC	■ 3RT2018-1A..2	1365.-	1	■ 3RT2018-1B..2	2295.-	1	
S0	25	11	1NO+1NC	■ 3RT2026-1A..0	2005.-	1	■ 3RT2026-1B..0	3610.-	1
	32	15	1NO+1NC	■ 3RT2027-1A..0	3990.-	1	■ 3RT2027-1B..0	7455.-	1
	38	18.5	1NO+1NC	■ 3RT2028-1A..0	5765.-	1	■ 3RT2028-1B..0	8740.-	1
	40	18.5	1NO+1NC	■ 3RT2028-1A..00JA0#	6075.-	1	■ 3RT2028-1B..00JA0#	9160.-	1

Size	AC-3 operational current Ie upto 415V A	Motor rating at 415V, 50Hz kW	Auxiliary contacts	AC Coil <sup>5</sup>			AC/DC Coil <sup>6</sup>		
				Type	Unit LP <sup>1)</sup> ₹	Std. pkg. (nos.)	Type	Unit LP <sup>1)</sup> ₹	Std. pkg. (nos.)
S2	50	22	1NO+1NC	■ 3RT2036-1A..0	7645.-	1	■ 3RT2036-1N..0	12150.-	1
	65	30	1NO+1NC	■ 3RT2037-1A..0	10620.-	1	■ 3RT2037-1N..0	13770.-	1
	80	37	1NO+1NC	■ 3RT2038-1A..0	13210.-	1	■ 3RT2038-1N..0	17075.-	1
S3	95	45	1NO+1NC	■ 3RT2046-1A..0	15900.-	1	■ 3RT2046-1N..0	20300.-	1
	110	55	1NO+1NC	■ 3RT2047-1A..0	20615.-	1	■ 3RT2047-1N..0	26170.-	1

Size	AC-3 operational current Ie upto 415V A	Motor rating at 415V, 50Hz kW	Auxiliary contacts	AC/DC Coils (Conventional Type) €			AC/DC Coils (Solid-state op. mech for 24V DC operation) €		
				Type	Unit LP ₹	Std. pkg. (nos.)	Type	Unit LP ₹	Std. pkg. (nos.)
S6	115	55	2NO+2NC	■ 3RT10 54-6A.36 8K	20520.-	1	■ 3RT10 54-6N.36	25855.-	1
	150	75	2NO+2NC	■ 3RT10 55-6A.36 8K	26860.-	1	■ 3RT10 55-6N.36	32750.-	1
	185	90	2NO+2NC	■ 3RT10 56-6A.36 8K	35140.-	1	■ 3RT10 56-6N.36	41725.-	1
S10	225	110	2NO+2NC	■ 3RT10 64-6A.36 8K	38130.-	1	■ 3RT10 64-6N.36	46650.-	1
	265	132	2NO+2NC	■ 3RT10 65-6A.36 8K	44205.-	1	■ 3RT10 65-6N.36	53210.-	1
	300	160	2NO+2NC	■ 3RT10 66-6A.36 8K	51865.-	1	■ 3RT10 66-6N.36	61505.-	1
S12	400	200	2NO+2NC	■ 3RT10 75-6A.36 8K	63450.-	1	■ 3RT10 75-6N.36	72140.-	1
	500	250	2NO+2NC	■ 3RT10 76-6A.36 8K	87845.-	1	■ 3RT10 76-6N.36	103075.-	1

\$@€ Please enter coil codes from table below    € available with universal operation    # 40A Size S0 3RT2028 contactor is available with screw type terminals only  
 \* For ordering contactors with spring type terminals, please replace 8th digit from '1' to '2' only for size S00, S0

### Rated control supply voltages

(For 3RT2 Change the 10th & 11th digit and for 3RT1 Change the 10th digit of Type no.)

#### \$ - AC operation 50/60Hz

Contactor type	3RT20 1	3RT20 2	3RT20 3	3RT20 4
Size	S00	S0	S2	S3
24 V AC	B0	C2	C2	C2
■ 110 V AC	F0	G2	G2	G2
■ 230 V AC	P0	L2	L2	L2

#### @ - DC operation

Contactor type	3RT20 1, 3RH2	3RT20 2	3RT20 3	3RT20 4
Size	S00	S0	S2	S3
■ 24 V DC	B4	B4	-	-
110 V DC	F4	F4	-	-
220 V DC	M4	M4	-	-

#### € - Universal operation (AC / DC) for 3RT2 S2, S3 and for 3RT1 S6, S10, S12

Contactor Type	3RT203.-N	3RT204.-N	Contactor Type	3RT1_Conventional Coil	Contactor Type	3RT1_Solid-State Coil
Size	S2	S3	Size	S6, S10, S12	Size	S6, S10, S12
20...33 V AC/DC	B3	B3	110...127 V AC/DC	F	96...127 V AC/DC	F
83...155 V AC/DC	F3	F3	220...240 V AC/DC	P	200...277 V AC/DC	P
175...280 V AC/DC	P3	P3				

1) For ordering contactors with other than above coil voltages, please add Rs. 150/- to the unit LP of standard contactor of the same rating. Please contact nearest sales office for other coil voltages

**Note:** All SIRIUS 3RT20 / 3RT10 contactors (with at least 1 NC auxiliary contact) are tested to "Mirror contacts" characteristics in conjunction with auxiliary contacts ever since the launch of product

■ Stock items

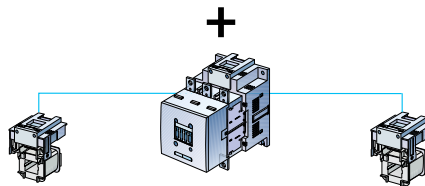
# Power Contactors

## 3RT (S6, S10, S12) with "Mirror contacts elements"

Withdrawable coils and integrated varistor in coil circuit

Contactor without operating coil (Please order coil separately)

Size	AC-3 operational current I <sub>e</sub> upto 415V A	Motor rating at 415V, 50Hz kW	Auxiliary contacts	Type	Unit LP ₹	Std. pkg. (nos.)
S6	115	55	2NO+2NC	■ 3RT1054-6LA068K	16025.-	1
	150	75	2NO+2NC	■ 3RT1055-6LA068K	22250.-	1
	185	90	2NO+2NC	■ 3RT1056-6LA068K	30420.-	1
S10	225	110	2NO+2NC	■ 3RT1064-6LA068K	31825.-	1
	265	132	2NO+2NC	■ 3RT1065-6LA068K	37950.-	1
	300	160	2NO+2NC	■ 3RT1066-6LA068K	45680.-	1
S12	400	200	2NO+2NC	■ 3RT1075-6LA068K	52745.-	1
	500	250	2NO+2NC	■ 3RT1076-6LA068K	76840.-	1



### Coil - Conventional operating mechanism

Size	Rated control supply voltage U <sub>c</sub> 40 to 60 Hz AC, DC V AC/DC	Type	Unit LP ₹	Std. pkg. (nos.)
S6	23...26	■ 3RT1955-5AB318K	3659.-	1
	110...127	■ 3RT1955-5AF318K		1
	220...240	■ 3RT1955-5AP318K		1
	380...420	■ 3RT1955-5AV318K		1
	500...550	■ 3RT1955-5AS31		1
S10	23...26	■ 3RT1965-5AB31	5475.-	1
	110...127	■ 3RT1965-5AF318K		1
	220...240	■ 3RT1965-5AP318K		1
	380...420	■ 3RT1965-5AV318K		1
	500...550	■ 3RT1965-5AS31		1
S12	23...26	■ 3RT1975-5AB31	10260.-	1
	110...127	■ 3RT1975-5AF318K		1
	220...240	■ 3RT1975-5AP318K		1
	380...420	■ 3RT1975-5AV31		1
	500...550	■ 3RT1975-5AS31		1

### Coil - Solid state op. mech. (24 V DC PLC o/p)

Size	Rated control supply voltage U <sub>c</sub> 40 to 60 Hz AC, DC V AC/DC	Type	Unit LP ₹	Std. pkg. (nos.)
S6	21...27.3	3RT1955-5NB31	7260.-	1
	96...127	3RT1955-5NF31		1
	200...277	■ 3RT1955-5NP31		1
S10	21...27.3	3RT1965-5NB31	10890.-	1
	96...127	3RT1965-5NF31		1
	200...277	■ 3RT1965-5NP31		1
S12	21...27.3	3RT1975-5NB31	14525.-	1
	96...127	3RT1975-5NF31		1
	200...277	■ 3RT1975-5NP31		1

or

NEW

**Specially designed coil for mining applications**  
offers complete operating range from 400V to 605V AC/DC

### 3RT2 (S0) and 3RT1 (S3)

Size	AC-3 operational current I <sub>e</sub> upto 415V A	Motor rating at 415V, 50Hz kW	Auxiliary contacts	AC Coil <sup>§</sup>			DC Coil <sup>®</sup>		
				Type	Unit LP <sup>1)</sup> ₹	Std. pkg. (nos.)	Type	Unit LP <sup>1)</sup> ₹	Std. pkg. (nos.)
<b>3RT2 Size S0 Contactor</b>									
S0	9	4	1NO + 1NC	■ 3RT2023-1A..0	1250.-	1	■ 3RT2023-1B..0	2070.-	1
	12	5.5	1NO + 1NC	■ 3RT2024-1A..0	1405.-	1	■ 3RT2024-1B..0	2295.-	1
	17	7.5	1NO + 1NC	■ 3RT2025-1A..0	1630.-	1	■ 3RT2025-1B..0	2880.-	1
<b>3RT1 Size S3 Contactor</b>									
S3	65	30	-	3RT1044-1A..08K	11680.-	1	3RT1044-1B..0	15145.-	1
	80	37	-	3RT1045-1A..08K	14810.-	1	3RT1045-1B..0	18785.-	1
	95	45	-	3RT1046-1A..08K	16660.-	1	3RT1046-1B..0	21270.-	1

§ @ Change the 10th and 11th digit of the Article No.

### \$ - AC operation 50/60Hz

Contactor type	3RT20 2	3RT10 4
Size	S0	S3
24 V AC	C2	C2
■ 110 V AC	G2	G2
■ 230 V AC	L2	L2

### @ - DC operation

Contactor type	3RT20 2	3RT10 4
Size	S0	S3
■ 24 V DC	B4	B4
110 V DC	F4	F4
220 V DC	M4	M4

1) For ordering contactors (3RT2 S0) with other than above coil voltages, please add Rs. 150/- to the unit LP of standard contactor of the same rating. Please contact nearest sales office for other coil voltages

■ Stock items



**SIEMENS**  
Ingenuity for life

# Widest Range of Energy Efficient Contactors

When you go for Energy Efficiency improvement of your plant or a machine, just DON'T Stop at big items like Motors, HVAC etc. Generally overlooked product like a CONTACTOR can also contribute much more, when it comes to Energy Efficiency improvement. Explore SIRIUS Innovation Energy Efficient Contactor Portfolio

[www.siemens.com/SIRIUS](http://www.siemens.com/SIRIUS)

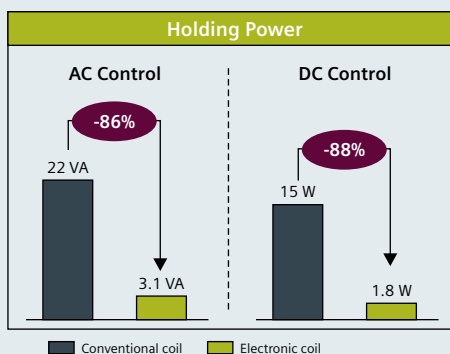
## SIRIUS Innovation - Energy Efficient Contactor Portfolio (12A to 500A AC-3)

Contactor coil consumes continuous power as long as in operation



3RT20 | 95A AC-3

Typical Holding Power data comparison



Contactors with Electronic coil can be upto **88%** more

**Energy Efficient** as compared to conventional AC or DC contactor

### Typical Coil Consumption (Holding)

12-38A AC-3   3RT202.-1N..0		
	AC Control	DC Control
Size S0	1.9 VA	1.4 W

50-80A AC-3   3RT203.-1N..0		
	AC Control	DC Control
Size S2	2 VA	1 W

95-110A AC-3   3RT204.-1N..0		
	AC Control	DC Control
Size S3	3.1 VA	1.8 W

115-185A AC-3   3RT105.-6N.36		
	AC Control	DC Control
Size S6	3.5 VA	2.1 W


225-300A AC-3   3RT106.-6N.36		
	AC Control	DC Control
Size S10	5.5 VA	2.8 W

400-500A AC-3   3RT107.-6N.36		
	AC Control	DC Control
Size S12	5.6 VA	3 W



# Energy Efficient Power Contactor - 3RT

(Electronic Coil - Universal AC/DC operation)



NEW

## Screw terminals

Size	Surge Suppressor	AC-3 operational current I <sub>e</sub> upto 415V A	Motor rating at 415V, 50Hz kW	Auxiliary contacts		Type*	Unit LP ₹	Std. pkg. (nos.)
				NO	NC			
Extended operating range 0.7 to 1.3 x U <sub>s</sub>								
S0	Varistor integrated	12	5.5	1	1	3RT2024-1N..0	2885.-	1
		17	7.5	1	1	3RT2025-1N..0	3300.-	1
		25	11	1	1	3RT2026-1N..0	4565.-	1
		32	15	1	1	3RT2027-1N..0	9355.-	1
		38	18.5	1	1	3RT2028-1N..0	10835.-	1
Extended operating range 0.8 to 1.1 x U <sub>s</sub>								
S2	Varistor integrated	50 ... 80	22 ... 37	1	1	refer page no. 6		
S3	Varistor integrated	95 ... 110	45 ... 55	1	1	refer page no. 6		
S6-12	Varistor integrated	115 ... 500	55 ... 250	2	2	refer page no. 6 & 7		

\* For ordering contactors with spring type terminals, please replace 8th digit from '1' to '2' only for size S0

Contactor type	3RT202.-1N
Size	S0
21 ... 28 V AC/DC	B3
95 ... 130 V AC/DC	F3
200 ... 280 V AC/DC	P3

# Power Contactors - 3RT20 coupling relays (PLC interface relay)



NEW

## Screw terminals

Size	Surge Suppressor	AC-3 Operational Current I <sub>e</sub> upto 415V A	Rating of induction motor at 50 Hz and 415V	Auxiliary contacts		Type*	Unit LP ₹	Std. pkg. (nos.)
				NO	NC			
Rated control supply voltage U <sub>s</sub> =24 V DC, Operating range 0.7 to 1.25 x U <sub>s</sub> , Holding power consumption 2.8W at 24V DC								
S00	Built in supressor Diode	7	3	1	-	3RT2015-1KB41	1695.-	1
				-	1	3RT2015-1KB42	1695.-	1
		9	4	1	-	3RT2016-1KB41	1945.-	1
				-	1	3RT2016-1KB42	1945.-	1
		12	5.5	1	-	3RT2017-1KB41	2005.-	1
				-	1	3RT2017-1KB42	2005.-	1
Rated control supply voltage U <sub>s</sub> =24 V DC, Operating range 0.7 to 1.25 x U <sub>s</sub> , Holding Power Consumption 4.5W at 24V DC								
S0	Varistor integrated	12	5.5	1	1	3RT2024-1KB40	2405.-	1
		17	7.5	1	1	3RT2025-1KB40	3740.-	1
		25	11	1	1	3RT2026-1KB40	4510.-	1
		32	15	1	1	3RT2027-1KB40	7745.-	1
Rated control supply voltage U <sub>s</sub> =24 V DC, Operating range 0.8 to 1.2 x U <sub>s</sub> , Holding Power Consumption 1W at 24V DC								
S2	Varistor integrated	50	22	1	1	3RT2036-1KB40	12635.-	1
		65	30	1	1	3RT2037-1KB40	14190.-	1
		80	37	1	1	3RT2038-1KB40	17235.-	1
Rated control supply voltage U <sub>s</sub> =24V DC, Operating range 0.8 to 1.2 x U <sub>s</sub> , Holding Power Consumption 0.9W at 24V DC								
S3	Varistor integrated	95	45	1	1	3RT2046-1KB40	20300.-	1

\* For ordering contactors with spring type terminals, please replace 8th digit from '1' to '2' only for size S00, S0  
 Add-on Auxiliary contact blocks: S00: Not applicable, S0: Laterally mountable, S2/S3: Front and Laterally mountable

## Vacuum contactors - 3RT12

### Benefits

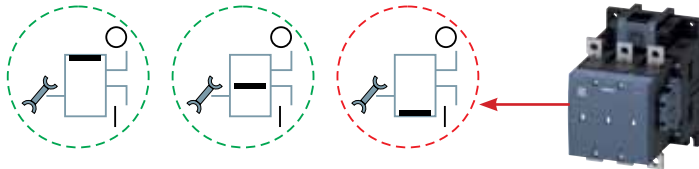
- AC-3 electrical life expectancy of about 2.5 million operation
- Contacts in the tube will not weld. Arc contained, therefore no gas generated nor flash during operation
- No deration of rated current up to 1000V AC for 3RT12 and up to 690V AC for 3TF6
- Visual inspection window for inspection of contact erosion available for 3RT12

with universal coil (AC/DC) Coils, 2NO+2NC aux. contacts

Contactor size	Rated current Ie (A) AC3 upto 415V	Type <sup>€</sup>	Unit LP ₹	Std. pkg. (nos.)
10	225	3RT1264-6A..6	101640.-	1
10	265	3RT1265-6A..6	120060.-	1
10	300	3RT1266-6A..6	131505.-	1
12	400	3RT1275-6A..6	166260.-	1
12	500	3RT1276-6A..6	216060.-	1

€ Coil voltage (AC/DC) - Please enter coil codes from table below

Code	B3	F3	P3	V3
Coil voltage (V)	23-26	110-127	220-240	380-420



## Vacuum contactors - 3TF6

Size	Rated current (A) Ie AC3 upto 415V	Motor kW at 415V 50Hz, 3ph	AC 50 Hz coil				DC coil			
			Auxiliary contacts	Type Pl. fill in coil voltage code	Unit LP ₹	Std. pkg. (nos.)	Auxiliary contacts	Type Pl. fill in coil voltage code	Unit LP ₹	Std. pkg. (nos.)
14	630	355	4NO + 4NC	3TF6844-0C..	257605.-	1	3NO + 3NC	3TF6833-1D.. <sup>2)</sup>	290705.-	1
	820	450	4NO + 4NC	3TF6944-0C..	389690.-	1	3NO + 3NC	3TF6933-1D.. <sup>2)</sup>	439765.-	1

For coil codes & foot note (2) refer page no. 35

## Power Contactors - 3RT with indication of Remaining LifeTime (RLT)

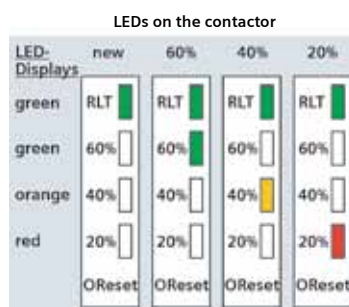
### Withdrawable coils and integrated surge suppressor

#### Benefits

- Early warning to replace contacts
- Optimum utilization of contact material
- Visual inspection of condition of contacts no longer necessary
- Reduction of operating costs
- Optimum planning of maintenance schedules
- Avoidance of unforeseen plant downtimes

Size	AC-3 Operational Current Ie upto 415 V <sup>1)</sup> A	Motor rating at 415V, 50Hz kW	Auxiliary contacts	Rated control supply voltage U <sub>c</sub> 40 to 60 Hz AC, DC V AC/DC	Type	Unit LP ₹	Std. pkg. (nos.)
S6	115	55	1NO+1NC	96...127	3RT1054-1PF35	31380.-	1
			1NO+1NC	220...277	3RT1054-1PP35	31380.-	
	150	75	1NO+1NC	96...127	3RT1055-6PF35	38005.-	1
			1NO+1NC	220...277	3RT1055-6PP35	38005.-	
S10	185	90	1NO+1NC	96...127	3RT1056-6PF35	46955.-	1
			1NO+1NC	220...277	3RT1056-6PP35	46955.-	
	225	110	1NO+1NC	96...127	3RT1064-6PF35	50605.-	1
			1NO+1NC	220...277	3RT1064-6PP35	50605.-	
S12	265	132	1NO+1NC	96...127	3RT1065-6PF35	57095.-	1
			1NO+1NC	220...277	3RT1065-6PP35	57095.-	
	300	160	1NO+1NC	96...127	3RT1066-6PF35	65335.-	1
			1NO+1NC	220...277	3RT1066-6PP35	65335.-	
S12	400	200	1NO+1NC	96...127	3RT1075-6PF35	75330.-	1
			1NO+1NC	220...277	3RT1075-6PP35	75330.-	
	500	250	1NO+1NC	96...127	3RT1076-6PF35	111635.-	1
			1NO+1NC	220...277	3RT1076-6PP35	111635.-	

1) For size S6 to S12 size contactors, operating current Ie is valid up to 500V



## 3 Pole AC1 Duty Contactors



Size	AC-1 operational current I <sub>e</sub> upto 690V A	AC Coil <sup>§</sup>			DC Coil <sup>@</sup>		
		Type	Unit LP ₹	Std. pkg. (nos.)	Type	Unit LP ₹	Std. pkg. (nos.)
S3	140	3RT14 46-1A..0 8K	16740.-	1	3RT1446-1B..0	21275.-	1

§@ Please enter coil codes from table below

Size	AC-1 operational current I <sub>e</sub> upto 690V A	Auxiliary Contacts	Type <sup>€</sup>	Unit LP ₹	Std. pkg. (nos.)
S6	275	2NO+2NC	3RT1456-6A..68K	37385.-	1
S10	400	2NO+2NC	3RT1466-6A..68K	51005.-	1
S12	690	2NO+2NC	3RT1476-6A..68K	105800.-	1

€ Please enter coil codes from the table

## 4 Pole Power Contactors



With 4NO main contacts

Contactor size	Rated current I <sub>e</sub> (A) AC1, 415V	Auxiliary Contacts		AC Coil <sup>§</sup>			DC Coil <sup>@</sup>		
		NO	NC	Type	Unit LP ₹	Std. pkg. (nos.)	Type	Unit LP ₹	Std. pkg. (nos.)
S00	18	-	-	3RT2316-1A..0	1675.-	1	3RT2316-1B..0	2720.-	1
	22	-	-	3RT2317-1A..0	1740.-	1	3RT2317-1B..0	2895.-	1
S0	30	1	1	3RT2324-1A..0	1820.-	1	3RT2324-1B..0	3070.-	1
	35	1	1	3RT2325-1A..0	1935.-	1	3RT2325-1B..0	3460.-	1
	40	1	1	3RT2326-1A..0	3005.-	1	3RT2326-1B..0	5340.-	1
	50	1	1	3RT2327-1A..0	3635.-	1	3RT2327-1B..0	6800.-	1
S2	60	1	1	3RT2336-1A..0	8010.-	1	3RT2336-1N..0 <sup>€</sup>	9945.-	1
	110	1	1	3RT2337-1A..0	13405.-	1	3RT2337-1N..0 <sup>€</sup>	15000.-	1
S3	140	1	1	3RT2346-1A..0	14900.-	1	3RT2346-1N..0 <sup>€</sup>	19265.-	1
	160	1	1	3RT2348-1A..0	17280.-	1	3RT2348-1N..0 <sup>€</sup>	20480.-	1

Higher ratings upto 1000A and corresponding AC3 ratings available Upon enquiry



With 2NO+2NC main contacts

size	AC-1 operational current I <sub>e</sub> upto 415V A	Auxiliary Contacts		AC Coil <sup>§</sup>			DC Coil <sup>@</sup>		
		NO	NC	Type	Unit LP ₹	Std. pkg. (nos.)	Type	Unit LP ₹	Std. pkg. (nos.)
S00	18	-	-	3RT2516-1A..0	1870.-	1	3RT2516-1B..0	2435.-	1
	22	-	-	3RT2517-1A..0	2195.-	1	3RT2517-1B..0	3590.-	1
S0	40	1	1	3RT2526-1A..0	3695.-	1	3RT2526-1B..0	6685.-	1
S2	60	1	1	3RT2535-1A..0	9695.-	1	3RT2535-1N..0 <sup>€</sup>	12655.-	1
	70	1	1	3RT2536-1A..0	12510.-	1	3RT2536-1N..0 <sup>€</sup>	16360.-	1
S3	100	1	1	3RT2544-1A..0	14020.-	1	3RT2544-1N..0 <sup>€</sup>	16565.-	1
	125	1	1	3RT2545-1A..0	15610.-	1	3RT2545-1N..0 <sup>€</sup>	19665.-	1

Rated control supply voltage (Change of the 10th and 11th digit of the Article No.)

\$ - AC operation 50/60Hz

Contactor type	3RT23, 3RT25	3RT1446
Size	S00, S0, S2, S3	S3
24 V AC	B0	C2
110 V AC	F0	G2
230 V AC	P0	L2

@ - DC operation

Contactor type	3RT23, 3RT25	3RT1446
Size	S00, S0	S3
24 V DC	B4	B4
110 V DC	F4	F4
220 V DC	M4	M4

€ - Universal operation AC / DC

Contactor type	3RT2.3..N..0 3RT2.4..N..0	Contactor type	3RT 14
Size	S2, S3	Size	S6, S10, S12
20 ... 33	B3	20 ... 26	B3
83 ... 155	F3	110 ... 127	F3
175 ... 280	P3	220 ... 240	P3

Mechanical interlock for 3RT23

Contactor size	Type	Description	Unit LP ₹	Std. pkg. (nos.)
S00-S00	3RA2912-2H	Mechanical interlock & 2 Connecting Clips	340.-	1
S0-S0	3RA2922-2H	Mechanical interlock & 2 Connecting Clips	340.-	1
S2-S2 <sup>1)</sup>	3RA2934-2B	Mechanical interlock	380.-	1
	3RA2932-2G	2x Connecting Clips	190.-	10
S3-S3 <sup>1)</sup>	3RA2934-2B	Mechanical interlock	380.-	1
	3RA2942-2G	2x Connecting Clips	210.-	10

1) for 3RT23 S2 & S3 reversing combination both Mechanical interlock & 2x Connecting Clips need to be ordered



# SIEMENS

*Ingenuity for life*



The world's first contactor with maximum benefits in safety applications!

SIRIUS Innovation contactors from size S6 to S12 (55 to 250kW) has been now expanded to include versions suitable for direct control from fail-safe controllers and safety relays which is first of its kind in the market.

This makes it possible to attain SIL 2 and/or PL c with just one contactor and SIL 3 and/or PL e with two contactors in series according to IEC 62061 and ISO 13849-1

[www.siemens.com/SIRIUS](http://www.siemens.com/SIRIUS)

## Advantages at a glance

**01 Digital input directly on board**  
First contactor with certified, digital input for activation from fail-safe or standard controllers

**02 Time & Cost saving**  
Reduced wiring and configuration efforts  
Cost optimization of additional coupling level

**03 Maximum Safety level**  
Certified inputs enables devices to be used up to the highest safety level (SIL 3 / PLe)

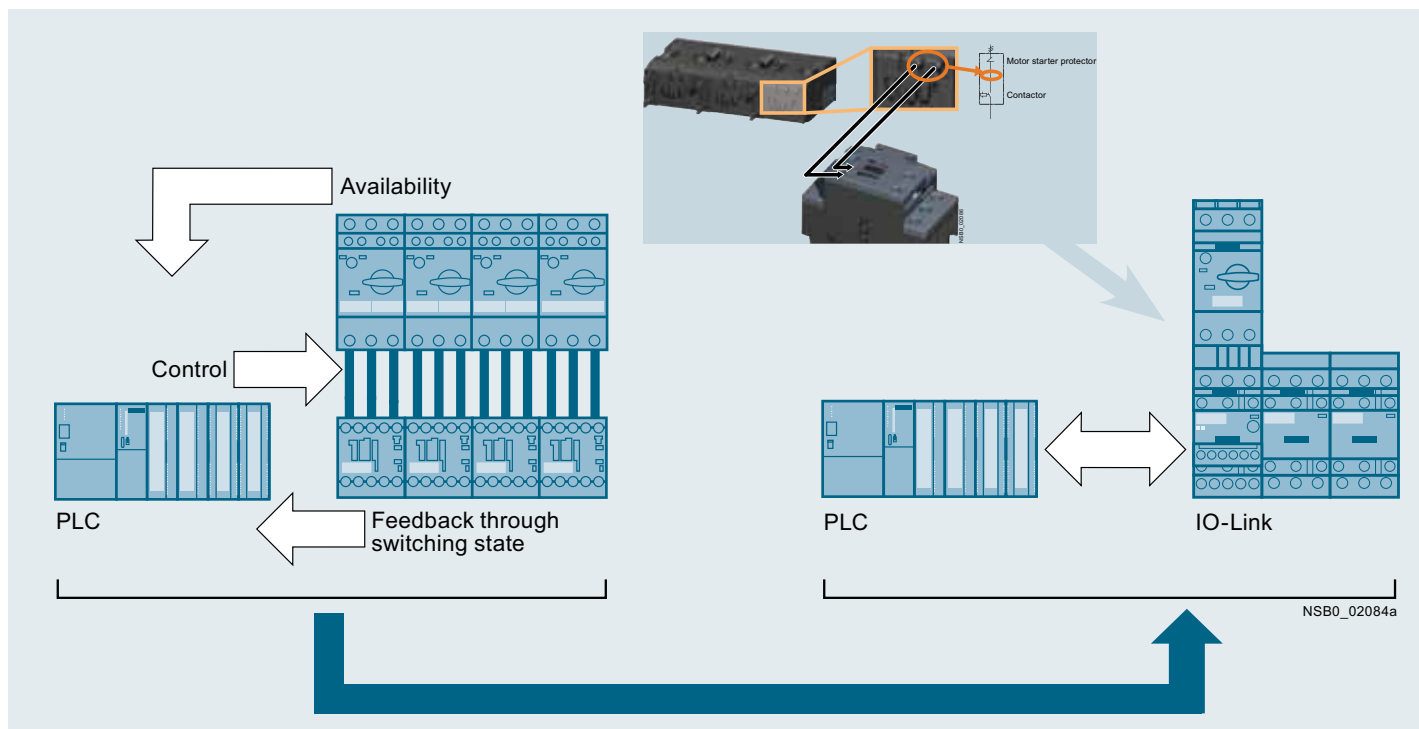
**04 Everything from single source**  
Complements safety solutions offered by the SIRIUS modular system



## SIRIUS Innovation Contactors with fail-safe input

Size	AC-3 operational current Ie upto 415V A	Motor rating at 415V, 50Hz kW	Permanently Mounted Auxiliary Contacts	Rated control supply voltages Us AC/DC	Type	Unit LP ₹	Std Pkg. (nos.)
S6	115	55	2NO+2NC	96...127	3RT1054-6SF36-3PA0	28960.-	1
				220...227	3RT1054-6SP36-3PA0	28960.-	
	150	75	2NO+2NC	96...127	3RT1055-6SF36-3PA0	36680.-	1
				220...227	3RT1055-6SP36-3PA0	36680.-	
	185	90	2NO+2NC	96...127	3RT1056-6SF36-3PA0	45065.-	1
				220...227	3RT1056-6SP36-3PA0	45065.-	
S10	225	110	2NO+2NC	96...127	3RT1064-6SF36-3PA0	50380.-	1
				220...227	3RT1064-6SP36-3PA0	50380.-	
	265	132	2NO+2NC	96...127	3RT1065-6SF36-3PA0	57465.-	1
				220...227	3RT1065-6SP36-3PA0	57465.-	
	300	160	2NO+2NC	96...127	3RT1066-6SF36-3PA0	65195.-	1
				220...227	3RT1066-6SP36-3PA0	65195.-	
S12	400	200	2NO+2NC	96...127	3RT1075-6SF36-3PA0	76470.-	1
				220...227	3RT1075-6SP36-3PA0	76470.-	
	500	250	2NO+2NC	96...127	3RT1076-6SF36-3PA0	109260.-	1
				220...227	3RT1076-6SP36-3PA0	109260.-	

# Communication capable power contactors



Rated control supply voltage  $U_s = 24\text{ V DC}$   
Screw terminals

Size	AC-3 Operational Current $I_e$ upto 415V		Auxiliary contacts	Type*	Unit LP ₹	Std. pkg. (nos.)
	A	Motor rating at 415V, 50 Hz kW				
S00	7	3	1NO	3RT2015-1BB41-0CC0	1790.-	1
			1NC	3RT2015-1BB42-0CC0		
	9	4	1NO	3RT2016-1BB41-0CC0	1965.-	1
			1NC	3RT2016-1BB42-0CC0		
	12	5.5	1NO	3RT2017-1BB41-0CC0	2265.-	1
			1NC	3RT2017-1BB42-0CC0		
16	7.5	1NO	3RT2018-1BB41-0CC0	2750.-	1	
		1NC	3RT2018-1BB42-0CC0			
S0	9	4	1NO + 1NC	3RT2023-1BB40-0CC0	2425.-	1
	12	5.5	1NO + 1NC	3RT2024-1BB40-0CC0	2660.-	1
	17	7.5	1NO + 1NC	3RT2025-1BB40-0CC0	3795.-	1
	25	11	1NO + 1NC	3RT2026-1BB40-0CC0	4590.-	1
	32	15	1NO + 1NC	3RT2027-1BB40-0CC0	7800.-	1
	38	18.5	1NO + 1NC	3RT2028-1BB40-0CC0	10525.-	1
S2	50	22	1NO + 1NC	3RT2036-1NB30-0CC0 <sup>€</sup>	12635.-	1
	65	30	1NO + 1NC	3RT2037-1NB30-0CC0 <sup>€</sup>	14235.-	1
	80	37	1NO + 1NC	3RT2038-1NB30-0CC0 <sup>€</sup>	17595.-	1
S3	95	45	1NO + 1NC	3RT2046-1NB30-0CC0 <sup>€</sup>	21990.-	1
	110	55	1NO + 1NC	3RT2047-1NB30-0CC0 <sup>€</sup>	27760.-	1

\*For ordering contactors with spring type terminals, please replace 8th digit from '1' to '2' for S00, S0  
<sup>€</sup> - Universal operation 20...33V AC / DC

## Solid state switching devices - 3RF

### Solid state contactless switching for application requiring frequent switching

- Compact 22.5mm design with built in LED & finger touch proof protection
- Blocking voltage 1200V
- Main voltage 48-460V AC
- Control voltage 4-30V DC
- Zero point switching



Rated current AC51 (max)	Type	Unit LP ₹	Std. pkg. (kits)
20	3RF2120-1AA45 <sup>§</sup>	1890.-	1
30	3RF2130-1AA45 <sup>§</sup>	2925.-	1
50	3RF2150-1AA45 <sup>§</sup>	4865.-	1
70	3RF2170-1AA45 <sup>§</sup>	5645.-	1
90	3RF2190-1AA45 <sup>§</sup>	6980.-	1

§ To be used along with suitable heatsink, other voltages upon enquiry

Contact your nearest Siemens partner to know more about

- 3RF20 solid state relays with 45mm design for resistive loads
- 3RF23 single phase solid state contactors with built in heatsink for resistive/inductive loads
- 3RF24 three phase solid state contactors with built-in heat sink for resistor loads upto 50A
- Add on function modules to achieve extended functionality

## Accessories for 3RH2 & 3RT2 contactors (S00 / S0 / S2 / S3)

### Auxiliary Contact Blocks (S00 / S0 / S2 / S3)

for snapping onto the front

For	Switching		Type*	Unit LP ₹	Std. pkg. (nos.)
	NO	NC			
S00 / S0 / S2 / S3	1	-	3RH2911-1HA10	235.-	1
	-	1	3RH2911-1HA01		1
	2	-	3RH2911-1HA20	325.-	1
	1	1	3RH2911-1HA11		1
	-	2	3RH2911-1HA02		1
	2	2	3RH2911-1HA22		1
	3	1	3RH2911-1HA31	575.-	1
	4	-	3RH2911-1FA40		1



\* For ordering auxiliary contact blocks with Spring type terminals, please replace 8th digit from '1' to '2'

Laterally mountable auxiliary switch blocks on left and / or right

For	Switching		Type*1)	Unit LP ₹	Std. pkg. (nos.)
	NO	NC			
S00 / S0 / S2 / S3	-	2	3RH2921-1DA02	690.-	1
	1	1	3RH2921-1DA11		1
	2	-	3RH2921-1DA20		1



\* For ordering auxiliary contact blocks with Spring type terminals, please replace 8th digit from '1' to '2'

1) Only left side mounting possible for 3RH2 contactor relays

## Accessories for 3RT1 contactors (S3 - S12)

### Auxiliary Contact Blocks (S3 - S12)

Size	NO	NC	#NO	*NC	Type	Unit LP ₹	Std. pkg. (nos.)
<b>1 Pole Front mounted Auxiliary Contact blocks S2.... S12 (3RT1.3 - 3RT1.7)</b>							
S3 - S12	1	-	-	-	3RH1921-1CA10	170.-	10
	-	1	-	-	3RH1921-1CA01		10
	-	-	1	-	3RH1921-1CD10	345.-	10
	-	-	-	1	3RH1921-1CD01		10
<b>2 Pole First Laterally mountable Auxiliary Contact blocks S2.... S12 (3RT1.3 - 3RT1.7)</b>							
S3 - S12	2	-	-	-	3RH1921-1EA20	740.-	1
	1	1	-	-	3RH1921-1EA11		1
	-	2	-	-	3RH1921-1EA02		1
<b>2 Pole Second Laterally mountable Auxiliary Contact blocks 3RT1.4 - 3RT1.7</b>							
S3 - S12	2	-	-	-	3RH1921-1KA20	740.-	1
	1	1	-	-	3RH1921-1KA11		1
	-	2	-	-	3RH1921-1KA02		1



# Delayed actuation



## Accessories for 3RT2 and 3RH2 Contactors (S00, S0, S2, S3)

### Surge suppressors

### Screw and spring terminals

Size	For Contactor	Version	AC Operation	DC Operation	Type	Unit LP ₹	Std. pkg. (nos.)
			Rated control supply voltage (U <sub>c</sub> )				
			V AC	V DC			
<b>for 3RH2 &amp; 3RT2 Size S00</b>							
S00	3RT2.1 & 3RH2.	Varistors (with LED)	24 ... 48	12 ... 24	■ 3RT2916-1JJ00	530.-	1
			48 ... 127	24 ... 70	■ 3RT2916-1JK00		1
			127 ... 240	70 ... 150	■ 3RT2916-1JL00		1
			--	150 ... 250	3RT2916-1JP00		1
		RC Elements	24 ... 48	24 ... 70	3RT2916-1CB00		1
			48 ... 127	70 ... 150	3RT2916-1CC00		1
			127 ... 240	150 ... 250	3RT2916-1CD00		1
		Diode assemblies	--	12 ... 250	3RT2916-1EH00		1
		Diode with LED	--	24 ... 70	3RT2916-1LM00		1
		Additional load modules	180 ... 255	--	3RT2916-1GA00		1
<b>for 3RT2 Size S0</b>							
S0	3RT2.2	Varistors	24 ... 48	24 ... 70	■ 3RT2926-1BB00	700.-	1
			48 ... 127	70 ... 150	■ 3RT2926-1BC00		1
			127 ... 240	150 ... 250	■ 3RT2926-1BD00		1
			240 ... 400	--	■ 3RT2926-1BE00		1
		RC Elements	24 ... 48	24 ... 70	3RT2926-1CB00		1
			48 ... 127	70 ... 150	3RT2926-1CC00		1
			127 ... 240	150 ... 250	3RT2926-1CD00		1
			240 ... 400	--	3RT2926-1CE00		1
		Diode assemblies	--	24	3RT2926-1ER00		1
		--	30 ... 250	3RT2926-1ES00	1		
		Varistor with LED	127 ... 240	70 ... 150	3RT2926-1JL00		1
		<b>for 3RT2 Size S2 &amp; S3</b>					
S2, S3	3RT2.3 3RT2.4	Varistors <sup>1)</sup>	24 ... 48	--	■ 3RT2936-1BB00	820.-	1
			48 ... 127	--	■ 3RT2936-1BC00		1
			127 ... 240	--	■ 3RT2936-1BD00		1
			240 ... 400	--	■ 3RT2936-1BE00		1
			400 ... 600	--	3RT2936-1BF00		1
		Diode assemblies	--	24	3RT2936-1ER00		1
			--	30 ... 250	3RT2936-1ES00		1
			127 ... 240	70 ... 150	3RT2936-1JL00		1
<b>for 3RT2 Size S2 - RC Element</b>							
S2	3RT2.3	RC Elements	24 ... 48	24 ... 70	3RT2936-1CB00	820.-	1
			48 ... 127	70 ... 150	3RT2936-1CC00		1
			127 ... 240	150 ... 250	3RT2936-1CD00		1
			240 ... 400	--	3RT2936-1CE00		1
<b>for 3RT2 Size S3 - RC Element</b>							
S3	3RT2.4	RC Elements	24 ... 48	24 ... 70	3RT2946-1CB00	820.-	1
			48 ... 127	70 ... 150	3RT2946-1CC00		1
			127 ... 240	150 ... 250	3RT2946-1CD00		1
			240 ... 400	--	3RT2946-1CE00		1

1) In 3RT2 universal coil varistor is in-built

### Sealable Covers

Size	For Contactor	Type	Unit LP* ₹	Std. pkg. (nos.)
S00, S0, S2, S3	3RT2 & 3RH2®	3RT2916-4MA10	165.-	1 pack = 5 units

@ Exception: Contactors and contactor relays auxiliary switch block mounted onto the front

### Safety main current connectors for 2 contactors

Size	For Contactor	Type	Unit LP ₹	Std. pkg. (nos.)
S00	3RT2	3RA2916-1A	990.-	1
S0		3RA2926-1A		1
S2		3RA2936-1A		1

■ Stock items



## Accessories for 3RT2 and 3RH2 Contactors (S00, S0, S2, S3)

### Coil terminal modules for S0, S2, S3

Size	For Contactor	Type	Unit LP ₹	Std. pkg. (nos.)
Connection from top	3RT2	3RT2926-4RA11	310.-	1
Connection from below		3RT2926-4RB11		1
Connection diagonally		3RT2926-4RC11		1



### Coupling links for control by PLC

for mounting onto the coil terminals of the contactors

Size	For Contactor	Mounting	Type	Unit LP ₹	Std. pkg. (nos.)
S0	3RT2.2	onto the coil terminals of the contactors	3RH2924-1GP11	1635.-	1
S00, S0, S2, S3	3RT2	onto the contactors	3RH2914-1GP11	1665.-	1




### LED modules for indicating the contactor function

Size	For Contactor	Type	Unit LP* ₹	Std. pkg. (nos.)
S00 - S3	3RT2	3RT2926-1QT00	555.-	1 pack = 5 units



### Links for paralleling

Size	For Contactor	Version	Max. Conductor cross-sections mm <sup>2</sup>	Type	Unit LP ₹	Std. pkg. (nos.)
S00	3RT20 1	3-Pole with connection terminal	25 (stranded)	3RT1916-4BB31	365.-	1
S0	3RT20 2		50 (stranded)	3RT1926-4BB31	555.-	1
S2	3RT20 3		120 (stranded)	3RT1936-4BB31	735.-	1
S3	3RT20 4		185 (stranded)	3RT1946-4BB31	2010.-	1
S00	3RT23 1 & 3RT25 1	4-Pole with connection terminal	25 (stranded)	3RT1916-4BB41	555.-	1



### Screw adapters for easy screw fixing

2 units required per contactor

Size	Type	Unit LP ₹	Std. pkg. (nos.)
S0	3RT1926-4P	25.-	1 pack = 10 units



### OFF-Delay Devices

Size	Rated control supply voltage U <sub>s</sub> V	Type	Unit LP ₹	Std. pkg. (nos.)
3RT2. 1, 3RT2. 2, 3RH2. . . -1BF40	110 AC/DC	3RT2916-2BK01	3705.-	1
3RT2. 1, 3RT2. 2, 3RH2. . . -1BM40	220 / 230 AC/DC	3RT2916-2BL01		1
3RT2. 1, 3RT2. 2, 3RH2. . . -1BB40	24 DC	3RT2916-2BE01		1



### Mechanical latching blocks

Size	For Contactor	Rated control supply voltage U <sub>s</sub> V	Type	Unit LP ₹	Std. pkg. (nos.)
S0	3RT2.2	24 AC/DC	3RT2926-3AB31	2355.-	1
		110 AC/DC	3RT2926-3AF31		1
		230 AC/DC	3RT2926-3AP31		1



## Accessories for 3RT2 and 3RH2 Contactors (S00, S0, S2, S3)



### Pneumatic delay blocks

for snapping onto the front of size S0 contactors

For Contactor	Function	Auxiliary contacts	Time setting range t Sec	Type	Unit LP ₹	Std. pkg. (nos.)
3RT2.2	ON-Delay	1NO + 1NC	0.1 ... 30	3RT2926-2PA01	1835.-	1
			1 ... 60	3RT2926-2PA11		1
	OFF-Delay	1NO + 1NC	0.1 ... 30	3RT2926-2PR01	2190.-	1
			1 ... 60	3RT2926-2PR11		1

\* The LP mentioned is for 1 unit



### Solid state timer block

for snapping onto the front (S00, S0, S2, S3)

Function	For contactors	Auxiliary contacts	Rated control supply voltage U <sub>s</sub> 50/60 Hz V	Time setting range t Sec	Type*	Unit LP ₹	Std. pkg. (nos.)
On-Delay (Varistor integrated)	3RT2 3RH21 3RH24	1CO	24 ... 240 VAC/DC	0.05 ... 100	3RA2813-1AW10	2030.-	1
		1NO + 1NC			3RA2813-1FW10		1
OFF-Delay without auxiliary voltage (Varistor integrated)		1CO	24 ... 240 VAC/DC	0.05 ... 100	3RA2815-1AW10	2425.-	1
		1NO + 1NC			3RA2815-1FW10		1
OFF-Delay with auxiliary voltage (Varistor integrated)		1CO	24 ... 240 VAC/DC	0.05 ... 100	3RA2814-1AW10	2755.-	1
		1NO + 1NC			3RA2814-1FW10		1

### Solid state timer block with semiconductor output

for snapping onto the front (S00, S0)

Function	For contactors <sup>#</sup>	Auxiliary contacts	Rated control supply voltage U <sub>s</sub> 50/60 Hz V	Time setting range t Sec	Type*	Unit LP ₹	Std. pkg. (nos.)
On-Delay (Varistor integrated)	3RT2 3RH21 3RH24	–	24 ... 240 VAC/DC	0.05 ... 100	3RA2811-1CW10	2210.-	1
OFF-Delay with auxiliary voltage	3RT2 3RH21 3RH24	–	24 ... 240 VAC/DC	0.05 ... 100	3RA2812-1DW10	2600.-	1

# Cannot be fitted onto coupling relays. Also available for 3RT2 S2 & S3 on request

Version	SIRIUS function modules		SIRIUS function modules for IO-Link		SIRIUS function modules for AS-Interface	
	A	B	C	D	E	F
Direct on line starting (S00, S0, S2, S3)	*Pls refer above table for type reference (Solid state timer block with semiconductor output)		3RA2711-1AA00*	3600.-	3RA27121AA00*	3960.-
Reversing starting (S00, S0, S2, S3)	for complete feeder refer page no. 22-23		3RA2711-1BA00*	6795.-	3RA2712-1BA00*	7470.-
			for complete feeder refer page no. 22-23		3RA2712-1BA00*	7470.-
Star delta starting (S00, S0, S2, S3)	3RA2816-0EW20	4200.-	3RA2711-1CA00*	10520.-	3RA2712-1CA00*	11605.-
	for complete feeder refer page no. 22-23		3RA2711-1CA00*	10520.-	3RA2712-1CA00*	11605.-

\*For ordering with spring type terminals, please replace 8th digit from '1' to '2'



## Accessories for 3RT1 Contactors (S3 ... S12)



Solid state timer block – for snapping onto the front of 3RT10, 3RT13, 3RT14, 3RT15

Function	Auxiliary contacts	Rated control supply voltage U <sub>c</sub> 50/60 Hz V	Time setting range t Sec	Type	Unit LP ₹	Std. pkg. (nos.)
<b>On-Delay</b> (Varistor integrated)	1NO + 1NC	24 AC/DC	0.05 ... 1	3RT1926-2EJ11	1915.-	1
			0.5 ... 10	3RT1926-2EJ21		1
			5 ... 100	3RT1926-2EJ31		1
	100 ... 127 AC	24 AC/DC	0.05 ... 1	3RT1926-2EC11		1
			0.5 ... 10	3RT1926-2EC21		1
			5 ... 100	3RT1926-2EC31		1
	200 ... 240 AC	24 AC/DC	0.05 ... 1	3RT1926-2ED11		1
			0.5 ... 10	3RT1926-2ED21		1
			5 ... 100	3RT1926-2ED31		1
<b>OFF-Delay without</b> auxiliary voltage (Varistor integrated)	1NO + 1NC	24 AC/DC	0.05 ... 1	3RT1926-2FJ11	2285.-	1
			0.5 ... 10	3RT1926-2FJ21		1
			5 ... 100	3RT1926-2FJ31		1
	100 ... 127 AC/DC	24 AC/DC	0.05 ... 1	3RT1926-2FK11		1
			0.5 ... 10	3RT1926-2FK21		1
			5 ... 100	3RT1926-2FK31		1
	200 ... 240 AC/DC	24 AC/DC	0.05 ... 1	3RT1926-2FL11		1
			0.5 ... 10	3RT1926-2FL21		1
			5 ... 100	3RT1926-2FL31		1
<b>Star-Delta</b> (Varistor integrated)	1 NO Delayed + 1 NO Instantaneous Dead time - 50 ms	24 AC/DC	1.5 ... 30	3RT1926-2GJ51	2100.-	1
		100 ... 127 AC	1.5 ... 30	3RT1926-2GC51		1
		200 ... 240 AC	1.5 ... 30	3RT1926-2GD51		1

## Accessories for 3RT12

Description	Type	Unit LP ₹	Std. pkg. (nos.)
<b>Line voltage surge suppressors</b>			
upto 690V AC	3RT1966-1PV3	6565.-	1
upto 1000V AC	3RT1966-1PV4	9595.-	1
<b>Auxiliary contact blocks</b>			
second, 2NO	3RH1921-1KA20	740.-	1
second, 1NO+1NC	3RH1921-1KA11		1
second, 2NC	3RH1921-1KA02		1
Mechanical interlock mechanism	3RA1954-2A	1940.-	1
<b>Coil surge suppressor</b>			
RC element, for 110V-127V coil	3RT1956-1CC00	1430.-	1
RC element, for 220V-240V coil	3RT1956-1CD00		1

## Accessories for 3RT13/15/16

Contactor size	Description	Type	Unit LP ₹	Std. pkg. (nos.)
<b>Front mounted auxiliary contact block (for 3RT 13/15)</b>				
S3...S12	1NO	3RH1921-1CA10*	170.-	1
	1NC	3RH1921-1CA01*	170.-	1
	2NO+2NC	3RH1921-1FA22	630.-	1
<b>Side mounted auxiliary contact block (for 3RT 13/15/16)</b>				
S3...S12	2NO	3RH1921-1EA20	740.-	1
	1NO+1NC	3RH1921-1EA11		1
	2NC	3RH1921-1EA02		1
<b>Mechanical interlock kit (for 3RT 13)</b>				
S3	front mounting	3RA1924-1A	675.-	1
	side mounting	3RA1924-2B®	675.-	1

\* Exception - 3RT12 & 3RT16

@ With built in 1NC per contactor

## Accessories for 3RT1 Contactors (S3 ... S12)

### Surge suppressors without LED

For fitting onto the coil terminals at top or bottom

Size	Version	AC Operation	DC Operation	Type	Unit LP ₹	Std. pkg. (nos.)
		Rated control supply voltage (U <sub>c</sub> )				
		V AC	V DC			
S3	Varistors	24 ... 48	24 ... 70	3RT1926-1BB00	765.-	1
		48 ... 127	70 ... 150	3RT1926-1BC00		1
		127 ... 240	150 ... 250	3RT1926-1BD00		1
		240 ... 400	–	3RT1926-1BE00		1
		400 ... 600	–	3RT1926-1BF00		1
	RC Elements	24 ... 48	24 ... 70	3RT1936-1CB00		1
		48 ... 127	70 ... 150	3RT1936-1CC00		1
		127 ... 240	150 ... 250	3RT1936-1CD00		1
		240 ... 400	–	3RT1936-1CE00		1
		400 ... 600	–	3RT1936-1CF00		1
	Diode Assemblies (Connectable at top)	–	24	3RT1936-1ER00		1
		–	30 ... 250	3RT1936-1ES00		1
	Diode Assemblies (Connectable at bottom)	–	24	3RT1936-1TR00		1
		–	30 ... 250	3RT1936-1TS00		1



Contactors coils (Size S6 to S12) comes with in-built varistor

For connecting to withdrawable coil with screw terminals with contactors with

—> 3RT1...-A... Conventional operating mechanism

—> 3RT1...-N... Solid state operating mechanism

S6, S10, S12	RC Elements	24 ... 48	24 ... 70	3RT1956-1CB00	1430.-	1
		48 ... 127	70 ... 150	3RT1956-1CC00		1
		127 ... 240	150 ... 250	3RT1956-1CD00		1
		240 ... 400	–	3RT1956-1CE00		1
		400 ... 600	–	3RT1956-1CF00		1



### LED modules for indicating the contactor function

Size	For Contactor	Type	Unit LP* ₹	Std. pkg. (nos.)
S6 - S12	3RT1	3RT2926-1QT00	555.-	1 pack = 5 units



## Accessories for 3RT1 Contactors (S3 ... S12)

### Box terminal blocks

Size	Version	Type	Unit LP ₹	Std. pkg. (nos.)
S6	For round and ribbon cables (Upto 70 mm <sup>2</sup> )	3RT1955-4G	1375.-	1
	For round and ribbon cables (Upto 120 mm <sup>2</sup> )	3RT1956-4G	1940.-	1
	Auxiliary conductor connection for box terminals	3TX7500-0A	780.-	1
S10 / S12	Upto 240 mm <sup>2</sup> with auxiliary conductor connection	3RT1966-4G	5495.-	1



### Covers

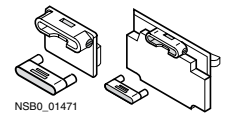
#### Terminal covers for box terminals

Size	Version	Type	Unit LP ₹	Std. pkg. (nos.)
S3	3 Pole	3RT1946-4EA2	470.-	1
	4 Pole	3RT1946-4EA4	470.-	1
S6	Length of 25 mm	3RT1956-4EA2	735.-	1
S10 / S12	Length of 30 mm	3RT1966-4EA2	1290.-	1
Terminal covers for cable lugs and busbar connection				
S3	Length of 55 mm	3RT1946-4EA1	650.-	1
S6	Length of 100 mm	3RT1956-4EA1	1250.-	1
S10 / S12	Length of 120 mm	3RT1966-4EA1	1650.-	1
Busbar cover between contactor and 3RB2 overload relay or wiring module for contactor assemblies				
S10 / S12	Length of 42 mm	3RT1966-4EA3	1100.-	1
For busbar cover of the flat line connectors for reversing and wye-delta assemblies				
S6	Length of 38 mm	3RT1956-4EA4	1010.-	1



### Sealable Covers

Size	Type	Unit LP ₹	Std. pkg. (nos.)
S3...S12	3RT1926-4MA10	75.-	1 pack = 5 units



NSB0\_01471

\* The LP mentioned is for 1 unit


### Links for paralleling

Size	Version	Max. Conductor cross-sections mm <sup>2</sup>	Type	Unit LP ₹	Std. pkg. (nos.)
S3	3-Pole with through hole (Star Jumpers)	185	3RT1946-4BB31	2010.-	1
S6		–	3RT1956-4BA31	1100.-	1
S10 / S12		–	3RT1966-4BA31	1460.-	1



### Stock items























## 3RA Load Feeders



### Direct On-Line Starters

For snapping onto standard mounting rails or for screw mounting

Size of MPCB / contactor	MPCB	+	Contactor	+	Link module	+	Standard mounting rail adaptor	Final Assembled Unit
S00 / S00	 3RV2	+	 3RT2 AC and DC coil	+	 3RA1921-1DA00	+	Not required	
(S00, S0) / S0	 3RV2	+	 3RT2 AC coil DC coil	+	 3RA2921-1AA00 3RA2921-1BA00	+	Not required	
S2 / S2	 3RV2	+	 3RT2 AC and DC coil	+	 3RA2931-1AA00	+	 3RA2932-1AA00 (Optional)	
S3 / S3	 3RV2	+	 3RT2 AC and DC coil	+	 3RA1941-1AA00	+	 3RA1942-1AA00	

# – Available on request

**Link modules, single-unit packaging** – For mechanical and electrical connection between contactor and motor protection circuit-breaker with screw terminals

Method of operation	Size of contactor	Size of MPCB	Type	Unit LP ₹	Std. pkg. (nos.)
AC/DC	S00	S00	3RA1921-1DA00	360.-	1
	S2	S2	3RA2931-1AA00	1255.-	1
	S3	S3	3RA1941-1AA00	915.-	1
AC	S0	S00/S0	3RA2921-1AA00	360.-	1
DC	S0	S00/S0	3RA2921-1BA00	360.-	1

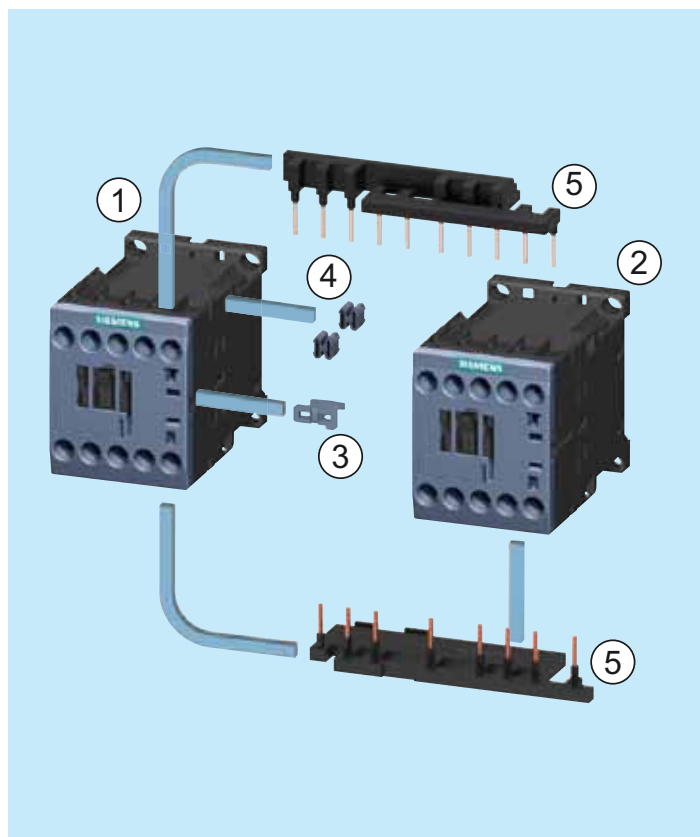
**Standard mounting rail adaptor**

Size of MPCB	Size of contactor	Type	Unit LP ₹	Std. pkg. (nos.)
S2	S2	3RA2932-1AA00	1405.-	1
S3	S3	3RA1942-1AA00	1770.-	1


## Accessories for 3RT2 Contactors

S00, S0 - Mechanical Interlock & Installation kit for reversing contactors

S00 - S00



S0 - S0



### Individual Components

- ① ② Power Contactor Size S00 - S00 or S0 - S0
- ③ Lateral mounted mechanical interlock
- ④ 2 Nos Connecting clips for two contactors
- ⑤ Wiring modules on the top & bottom


S. No.	Description	Contactor Size	Type*	MRP ₹ (per unit / set)	Std. pkg. (nos.)
A	<u>Assembly Kit</u> Each kit contains: Mechanical interlock, 2 Connecting clips for 2 contactors, wiring modules on the top & bottom	S00-S00	3RA2913-2AA1	625.-	1 Unit
		S0-S0	3RA2923-2AA1	940.-	
B	Each set contains: Mechanical interlock & 2 Connecting clips	S00-S00	3RA2912-2H	340.-	1 pack (1 pack = 10 Sets)
		S0-S0	3RA2922-2H	340.-	

\* For ordering installation kit with spring type terminals please replace last digit from '1' to '2'



## Accessories for 3RT2 Contactors

S2 - S2 or S3 - S3 - Mechanical Interlock & Assembly kit for reversing contactors



### Individual Components

- ① ② Power Contactor Size S2 - S2 or S3 - S3
- ③ Lateral mounted mechanical interlock
- ④ 2 Nos Connecting clips for two contactors
- ⑤ Wiring modules on the top & bottom

S. No.	Description	Contactor Size	Type	MRP ₹ (per unit / set)	Std. pkg. (nos.)
A	<b>Assembly Kit</b> Each kit contains: <ul style="list-style-type: none"> <li>• Two connecting clips for two contactor</li> <li>• Wiring modules on the top &amp; bottom for connecting the main and auxiliary current paths</li> </ul>	S2 - S2	3RA2933-2AA1	1040.-	1 Unit
		S3 - S3	3RA2943-2AA1	2085.-	1 Unit
B	Mechanical interlock	S2 - S2	3RA2934-2B	380.-	1 Unit
		S3 - S3			

\* Assembly kit only available for 3 Pole contactors only



A




B



## Accessories for 3RT1 Contactors

### S6 - S6 - Mechanical Interlock & Installation kit for reversing contactors



#### Individual Components

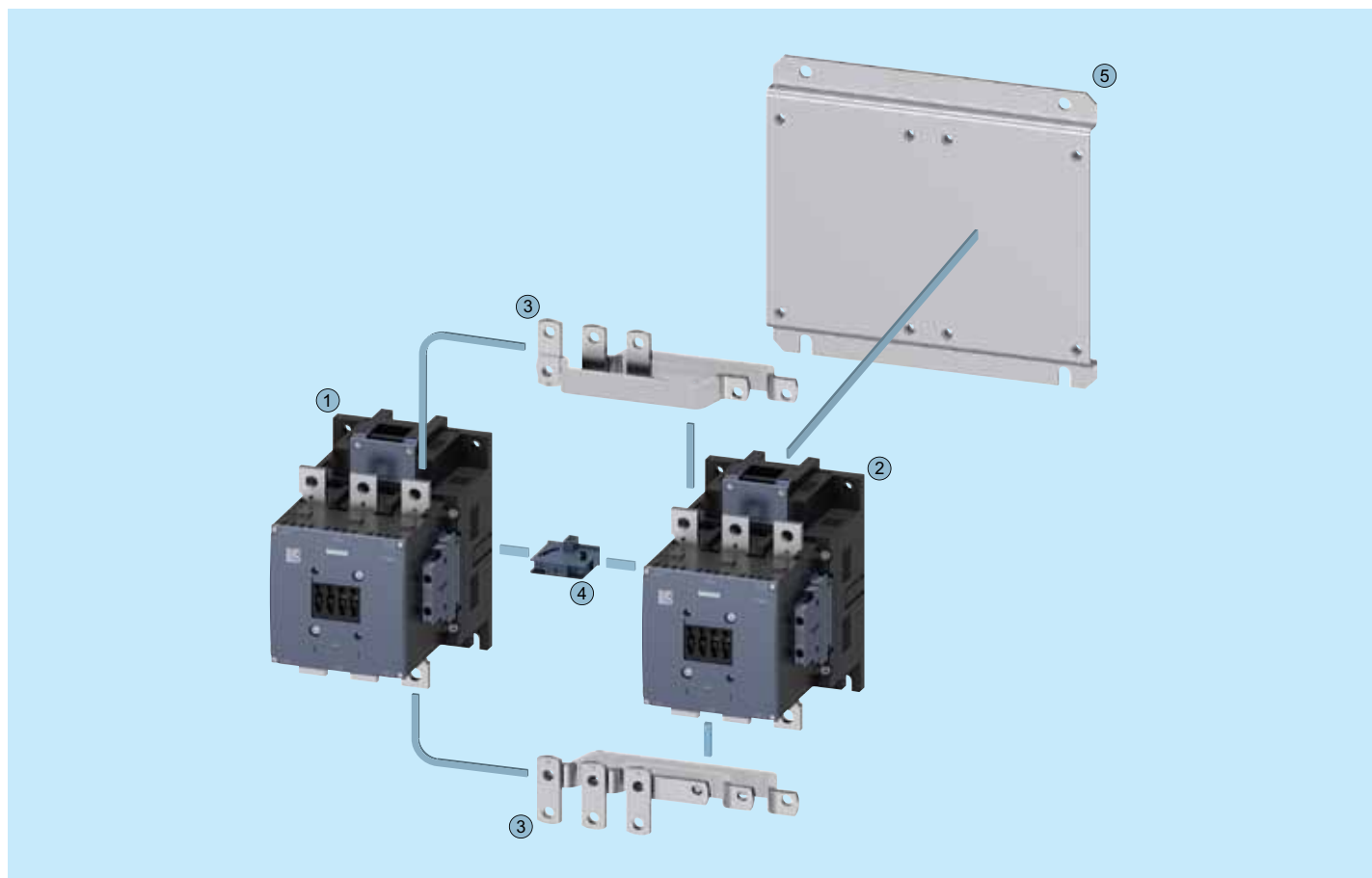
- ① ② Power Contactor Size S6 - S6
- ③ Assembly Kit
- ④ Two connectors for two contactors
- ⑤ Mechanical interlock
- ⑥ Base plate for reversing contactor assemblies

S. No.	Description	Contactor Size	Type	MRP ₹ (per unit / set)	Std. pkg. (nos.)
3	<u>Assembly Kit</u> Each kit contains: • Wiring modules on the top & bottom for <u>contactors without box terminals</u> for connecting the main and auxiliary current paths, electrical interlock included (NC Contact interlock)	S6 - S6	3RA1953-2A	15695.-	1 Unit
4	Two connectors for two contactors	S6 - S6	3RA1932-2D	180.-	1 Pack (1 pack = 10 sets)
5	Mechanical interlock	S6 - S6	3RA1954-2A	1940.-	1 Unit
6	Base plate for reversing contactor assemblies	S6 - S6	3RA1952-2A	2930.-	1 Unit

#### ■ Stock items

## Accessories for 3RT1 Contactors

S10 - S10 or S12 - S12 - Mechanical Interlock & Installation kit for reversing contactors



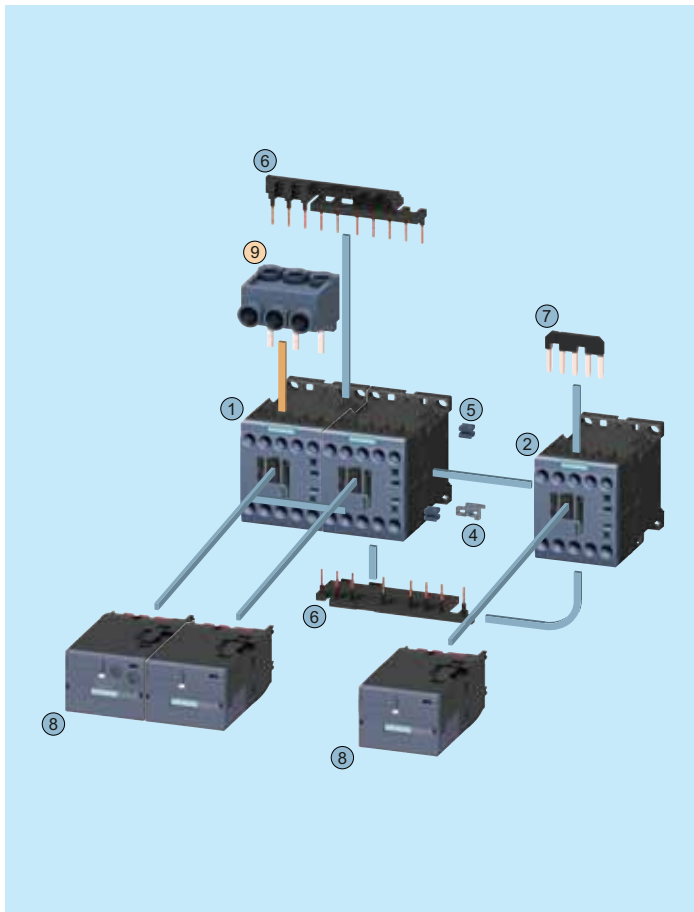
### Individual Components

- ① ② Power Contactor Size S10 - S10 or S12 - S12
- ③ Assembly Kit
- ④ Mechanical interlock
- ⑤ Base plate for reversing contactor assemblies

S. No.	Description	Contactor Size	Type	MRP ₹ (per unit / set)	Std. pkg. (nos.)
3	<b>Assembly Kit</b> Each kit contains: • Wiring modules on the top & bottom for <u>contactors without box terminals</u> for connecting the main and auxiliary current paths, electrical interlock included (NC Contact interlock)	S10 - S10	3RA1963-2A	16735.-	1 Unit
		S12 - S12	3RA1973-2A	17785.-	1 Unit
4	Mechanical interlock	S10 - S10	3RA1954-2A	1940.-	1 Unit
		S12 - S12			
5	Base plate for reversing contactor assemblies	S10 - S10	3RA1962-2A	4400.-	1 Unit
		S12 - S12	3RA1972-2A	5125.-	1 Unit

## Accessories for 3RT2 Contactors

### S00-S00-S00 - Mechanical Interlock & Installation kit for star delta contactor assembly



**Individual Components**

- ① ② ③ Power Contactors:  
Line: S00  
Delta: S00  
Star: S00

**Assembly kit : ④ ... ⑦**

- ④ Mechanical interlock
- ⑤ 4 Nos Connecting clips for contactors
- ⑥ Wiring modules on the top & bottom for connecting the main and the control path
- ⑦ Star Jumper
- ⑧ Function Module for Star-Delta
- ⑨ 3-phase feeder terminal

S. No.	For Contactor	Description	Type	Unit LP ₹	Std. pkg. (nos.)
A	3RT20 1	<u>Assembly Kit</u> Each kit contains: Mechanical interlock 4 Connecting clips, wiring modules on the top & bottom, Star jumper	■ 3RA2913-2BB1*	340.-	1 Unit
B	3RT20 1	Function module	■ 3RA2816-0EW20	4200.-	1 Unit
C	3RT20 1	3-phase feeder terminal (for Screw type contactors only)	■ 3RA2913-3K	510.-	5 Unit

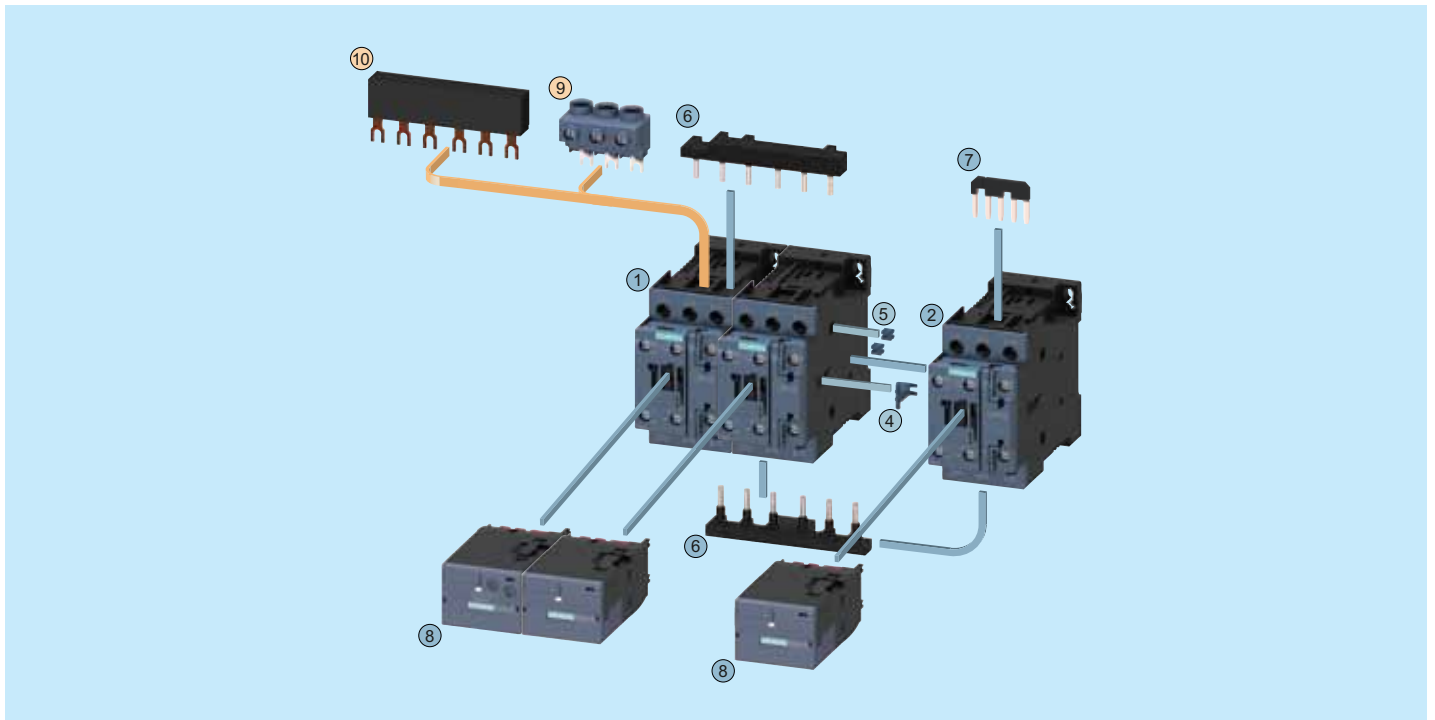
\* For ordering installation kit with spring type terminals please replace last digit from '1' to '2'



■ Stock items

## Accessories for 3RT2 Contactors

### S0-S0-S0 - Mechanical Interlock & Installation kit for star delta contactor assembly




**Individual Components**

- ① ② ③ Power Contactors:  
Line: S0  
Delta: S0  
Star: S0
- ④ Mechanical interlock
- ⑤ 4 Nos Connecting clips for contactors
- ⑥ Wiring modules on the top & bottom for connecting the main and the control path
- ⑦ Star Jumper
- ⑧ Function Module for Star-Delta
- ⑨ 3-phase feeder terminal
- ⑩ 3-phase busbar

**Assembly kit : ④ ... ⑦**

S. No.	For Contactor	Description	Type	Unit LP ₹	Std. pkg. (nos.)
A	3RT20 2	Installation Kit Each kit contains: Mechanical interlock 4 Connecting clips, wiring modules on the top & bottom, Star jumper	■ 3RA2923-2BB1*	1030.-	1 Unit
B	3RT20 2	Function module	■ 3RA2816-0EW20	4200.-	1 Unit
C	3RT20 2	3-phase feeder terminal (for Screw type contactors only)	■ 3RV2925-5AB	1090.-	1 Unit
D	3RT20 2	3-phase busbar (for Screw type contactors only)	■ 3RV1915-1AB	920.-	1 Unit

\* For ordering installation kit with spring type terminals please replace last digit from '1' to '2'



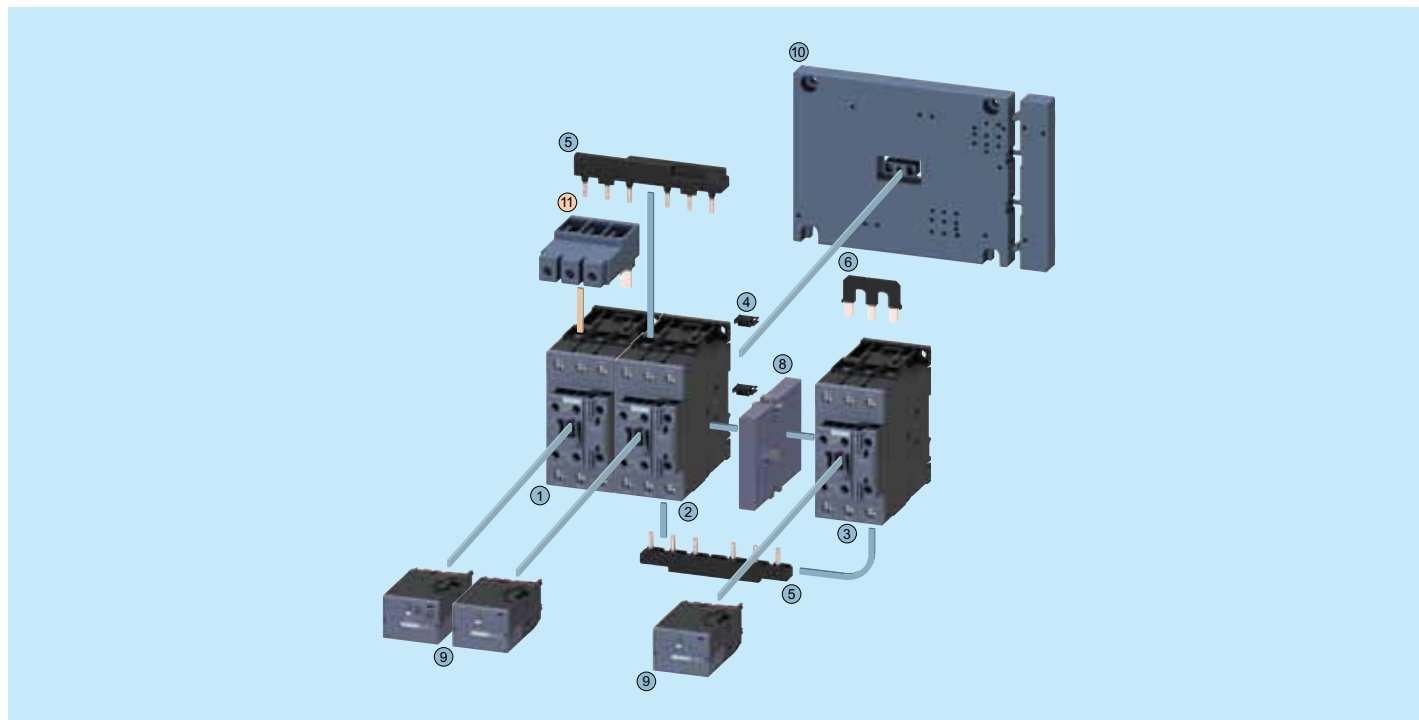
■ Stock items

LP - List Price



## Accessories for 3RT2 Contactors

### S2-S2-S0/S2 - Mechanical Interlock & Installation kit for star delta contactor assembly




The figure shows the version with screw terminals in S2-S2-S2

#### Individual Components

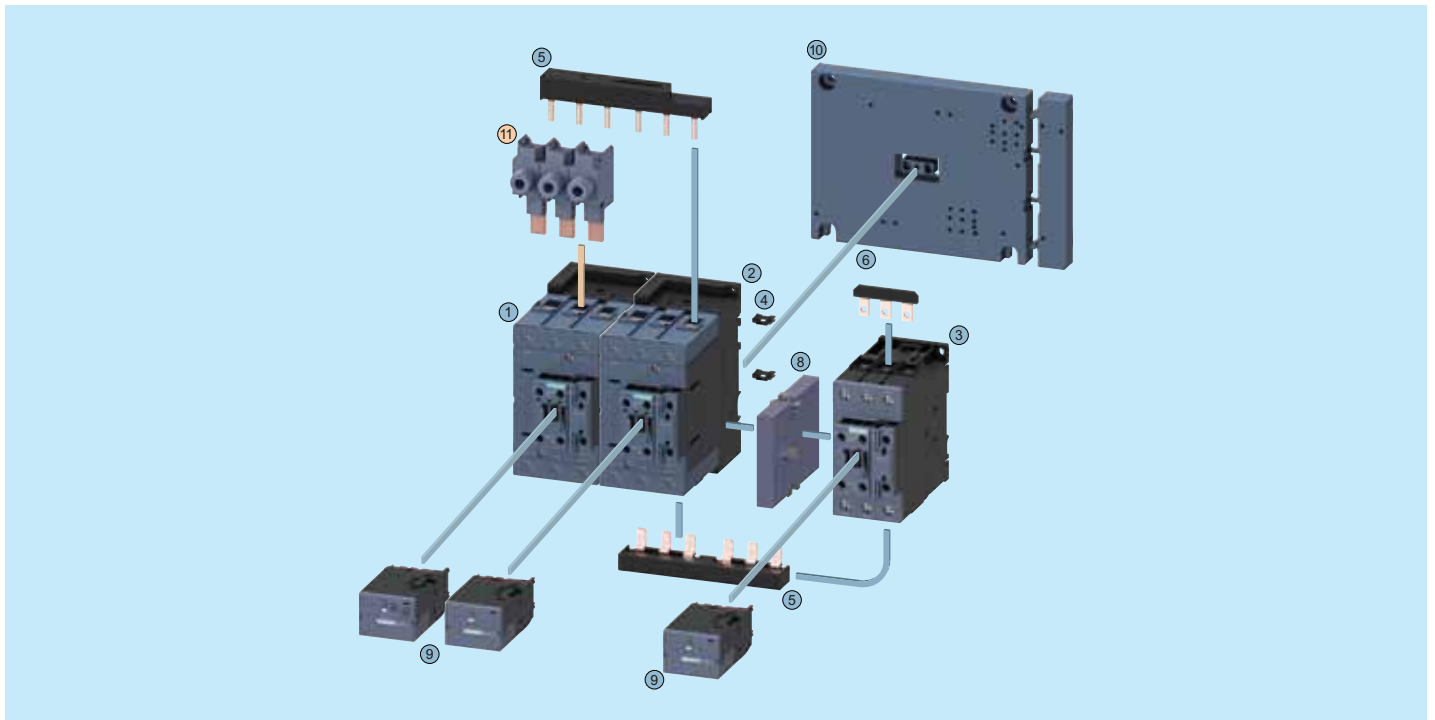
- ① ② ③ Contactors
- ④ ... ⑦ Assembly kit comprising:  
S2-S2-S2: 3RA2933-2BB1  
S2-S2-S0: 3RA2933-2C
- ④ Connectors for three contactors
- ⑤ Wiring modules on top and bottom for connecting the main and auxiliary circuits
- ⑥ Star jumper
- ⑦ Cable for connecting the A2 coil contact from the line contactor with the A2 coil contact of the delta contactor (not shown in the drawing)
- ⑧ Mechanical interlock
- ⑨ Function modules for star-delta (wye-delta)
- ⑩ Base plate star-delta
- ⑪ 3-phase feeder terminal

S. No.	For Contactor	Type	LP ₹ (per unit / set)	Std. pkg. (nos.)
A	Base plate	3RA2932-2F	1450.-	1 Unit
B	Mechanical interlock, lateral	3RA2934-2B	380.-	1 Unit
C	Assembly Kit: S2-S2-S2	3RA2933-2BB1	1555.-	1 Unit
	Assembly Kit: S2-S2-S0	3RA2933-2C	1140.-	1 Unit
D	Functional Module	3RA2816-0EW20	4200.-	1 Unit



## Accessories for 3RT2 Contactors

### S3-S3-S2/S3 - Mechanical Interlock & Installation kit for star delta contactor assembly




The figure shows the version with screw terminals in S3-S3-S2

#### Individual Components

- ① ② ③ Contactors
- ④ ... ⑦ Assembly kit comprising:  
S3-S3-S3: 3RA2943-2BB  
S3-S3-S2: 3RA2943-2C
- ④ Connectors for three contactors
- ⑤ Wiring modules on top and bottom for connecting the main and auxiliary circuits
- ⑥ Star jumper
- ⑦ Cable for connecting the A2 coil contact from the line contactor with the A2 coil contact of the delta contactor (not shown in the drawing)
- ⑧ Mechanical interlock
- ⑨ Function modules for star-delta (wye-delta)
- ⑩ Base plate star-delta
- ⑪ 3-phase feeder terminal

S. No.	For Contactor	Type	LP ₹ (per unit / set)	Std. pkg. (nos.)
A	Base plate	3RA2942-2F	2035.-	1 Unit
B	Mechanical interlock, lateral	3RA2934-2B	380.-	1 Unit
C	Assembly Kit: S3-S3-S3	3RA2943-2BB1	1430.-	1 Unit
	Assembly Kit: S3-S3-S2	3RA2943-2C	1590.-	1 Unit
D	Functional Module	3RA2816-0EW20	4200.-	1 Unit

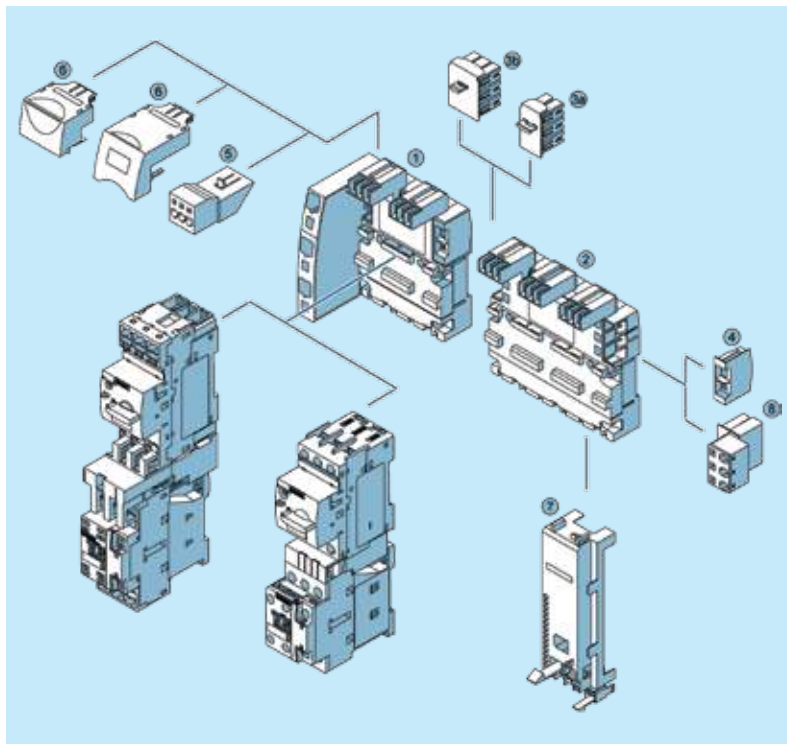


■ Stock items

LP - List Price

## 3RV29 Infeed system

The 3RV29 infeed system is a convenient means of energy supply and distribution for a group of several motor starter protectors or complete load feeders with a screw or spring-type connection in sizes S00 and S0.



### Individual Components

- ① 3-phase busbar with infeed
- ② 3-phase busbar for system expansion
- ③a Expansion plug
- ③b Extra-wide expansion plug
- ④ End cover
- ⑤ Terminal block for device infeed
- ⑥ Plug-in connector
- ⑦ Contactor base
- ⑧ Terminal block

- Maximum current carrying capacity of 63 A
- Enables the integration of MPCB's, 1-phase, 2-phase and 3-phase components such as 5SY miniature circuit breakers or SIRIUS relay components.
- Approved in accordance with IEC to 500 V.
- UL-approved and authorized for Type E starter and Type F starter.

Legend	Type of accessory	Version	For 3RV20, 3RV23, 3RV24 MPCB only	Type	Unit LP ₹	Std. pkg. (nos.)
①*	Three-phase busbars with infeed (incl. 3RV2917-6A end cover)	For 2 motor starter protectors with screw or spring-type terminals With infeed on the left	S00, S0	3RV2917-1A	1510.-	1
		For 2 motor starter protectors with screw or spring-type terminals With infeed on the Right	S00, S0	3RV2917-1E	1510.-	1
②+	Three-phase busbars for system expansion (incl. 3RV2917-5BA00 expansion plug )	For 2 motor starter protectors with screw or spring-type terminals	S00, S0	3RV2917-4A	915.-	1
		For 3 motor starter protectors with screw or spring-type terminals	S00, S0	3RV2917-4B	1215.-	1
③+	Expansion Plug (as spare part)			3RV2917-5BA00	305.-	1
	Extra-wide expansion plugs (as accessory)			3RV2917-5E	685.-	1
④+	End covers ( as spare part)			3RV2917-6A	35.-	10
⑤+	Terminal blocks	for device infeed		3RV2917-5FA00	1040.-	1
⑥*	Plug-in connectors to make contact with motor starter protectors	For spring-type terminals	S00	3RV2917-5AA00	265.-	1
			S0	3RV2927-5AA00	265.-	1
		For Screw-type terminals	S00	3RV2917-5CA00	265.-	1
			S0	3RV1927-5AA00	300.-	1
⑦^	Contactor bases for mounting direct-on-line or reversing starters	For contactors	contactors S00, S0	3RV2927-7AA00	225.-	1
⑧+	Terminal blocks	for integration of single-phase, two-phase and three-phase components		3RV2917-5D	1080.-	1

\* Required      + Optional      ^ Required for Reversing DOL

## Reversing contactor Assemblies - 3RA23



### Screw terminals

Size	AC-3 operational current I <sub>e</sub> upto 415V A	Motor rating at 415V, 50Hz kW	AC Coil				DC Coil			
			Rated control supply voltage U <sub>s</sub> at 50/60Hz V AC	Type*	Unit LP ₹	Std. pkg. (nos.)	Rated control supply voltage U <sub>s</sub> V DC	Type*	Unit LP ₹	Std. pkg. (nos.)
S00	7	3	230	3RA2315-8XB30-1A0	3900.-	1	24	3RA2315-8XB30-1BB4	5175.-	1
	9	4	230	3RA2316-8XB30-1A0	4115.-	1	24	3RA2316-8XB30-1BB4	5590.-	1
	12	5.5	230	3RA2317-8XB30-1A0	4300.-	1	24	3RA2317-8XB30-1BB4	6250.-	1
	16	7.5	230	3RA2318-8XB30-1A0	5095.-	1	24	3RA2318-8XB30-1BB4	7340.-	1
S0	12	5.5	230	3RA2324-8XB30-1AL2	5090.-	1	24	3RA2324-8XB30-1BB4	6835.-	1
	17	7.5	230	3RA2325-8XB30-1AL2	5680.-	1	24	3RA2325-8XB30-1BB4	7840.-	1
	25	11	230	3RA2326-8XB30-1AL2	6850.-	1	24	3RA2326-8XB30-1BB4	10390.-	1
	32	15	230	3RA2327-8XB30-1AL2	12565.-	1	24	3RA2327-8XB30-1BB4	20350.-	1
S2	38	18.5	230	3RA2328-8XB30-1AL2	17630.-	1	24	3RA2328-8XB30-1BB4	23015.-	1
	50	22	230	3RA2336-8XB30-1AL2	19875.-	1	20...33	3RA2336-8XB30-1NB3 <sup>€</sup>	30580.-	1
	65	30	230	3RA2337-8XB30-1AL2	26625.-	1	20...33	3RA2337-8XB30-1NB3 <sup>€</sup>	34175.-	1
S3	80	37	230	3RA2338-8XB30-1AL2	33450.-	1	20...33	3RA2338-8XB30-1NB3 <sup>€</sup>	40505.-	1
	95	45	230	3RA2346-8XB30-1AL2	41810.-	1	20...33	3RA2346-8XB30-1NB3 <sup>€</sup>	47015.-	1
	110	55	230	3RA2347-8XB30-1AL2	48055.-	1	20...33	3RA2347-8XB30-1NB3 <sup>€</sup>	51720.-	1

## Star Delta Contactor Assemblies - 3RA24



### Screw terminals

Size	AC-3 operational current I <sub>e</sub> upto 415V A	Motor rating at 415V, 50Hz kW	AC Coil <sup>5</sup>				DC Coil <sup>6</sup>			
			Rated control supply voltage U <sub>s</sub> at 50/60Hz V AC	Type*	Unit LP ₹	Std. pkg. (nos.)	Rated control supply voltage U <sub>s</sub> V DC	Type*	Unit LP ₹	Std. pkg. (nos.)
S00-S00-S00	12	5.5	230	3RA2415-8XF31-1A0	9550.-	1	24	3RA2415-8XF31-1BB4	11210.-	1
	17	7.5	230	3RA2416-8XF31-1A0	10060.-	1	24	3RA2416-8XF31-1BB4	12205.-	1
	25	11	230	3RA2417-8XF31-1A0	10545.-	1	24	3RA2417-8XF31-1BB4	13040.-	1
S0-S0-S0	25	11	230	3RA2423-8XF32-1AL2	11795.-	1	24	3RA2423-8XF32-1BB4	14535.-	1
	32/40	15/18.5	230	3RA2425-8XF32-1AL2	13570.-	1	24	3RA2425-8XF32-1BB4	43485.-	1
	50	22	230	3RA2426-8XF32-1AL2	19660.-	1	24	3RA2426-8XF32-1BB4	29125.-	1
S2-S2-S0	50/65	22/30	230	3RA2434-8XF32-1AL2	26550.-	1	20...33	3RA2434-8XF32-1NB3 <sup>€</sup>	39880.-	1
	80	37	230	3RA2435-8XF32-1AL2	27710.-	1	20...33	3RA2435-8XF32-1NB3 <sup>€</sup>	45500.-	1
	86	45	230	3RA2436-8XF32-1AL2	33325.-	1	20...33	3RA2436-8XF32-1NB3 <sup>€</sup>	49025.-	1
S2-S2-S2	115	55	230	3RA2437-8XF32-1AL2	40615.-	1	20...33	3RA2437-8XF32-1NB3 <sup>€</sup>	52915.-	1
S3-S3-S2	150	75	230	3RA2445-8XF32-1AL2	44485.-	1	20...33	3RA2445-8XF32-1NB3 <sup>€</sup>	58210.-	1
	160	90	230	3RA2446-8XF32-1AL2	59610.-	1	20...33	3RA2446-8XF32-1NB3 <sup>€</sup>	69850.-	1

\* For ordering above assembly with Spring type terminals, please replace 13<sup>th</sup> digit from "1 to 2" for S00, S0

€ - Universal operation AC / DC

Above assemblies are also available as "ready to assemble kit" please refer page no. 22-29

Please contact nearest sales office for other coil voltages and with communication interface



## Spares coils



### Magnetic coils for 3RT2 (S0, S2, S3)

Size	AC Coil					Universal Coil (AC/DC)				
	Contactor type	Rated control supply voltage $U_c$ at 50/60 Hz V AC	Type	Unit MRP ₹	Std. pkg. (nos.)	Contactor type	Rated control supply voltage $U_c$ V DC	Type	Unit MRP ₹	Std. pkg. (nos.)
S0	3RT20 23 3RT20 24 3RT20 25	24V	3RT2924-5AC21	560.-	1					
		110V	3RT2924-5AG21		1					
		230V	3RT2924-5AL21		1					
		400V, 50Hz	3RT2924-5AV01		1					
	3RT20 26 3RT20 27 3RT20 28 3RT23 25 3RT23 26 3RT25 26	24V	3RT2926-5AC21		1					
		110V	3RT2926-5AG21		1					
		230V	3RT2926-5AL21		1					
		400V, 50Hz	3RT2926-5AV01		1					
S2	3RT20 3 3RT23 3 3RT25 3	24V	3RT2934-5AC21	2500.-	1	3RT20 3 3RT23 3 3RT25 3	20 ... 33	3RT2934-5NB31	3165.-	1
		110V	3RT2934-5AG21	1	83 ... 155		3RT2934-5NF31	1		
		230V	3RT2934-5AL21	1	175 ... 280		3RT2934-5NP31	1		
S3	3RT20 4 3RT23 4 3RT25 4	24V	3RT2944-5AB01	2625.-	1	3RT20 4 3RT23 4 3RT25 4	20 ... 33	3RT2944-5NB31	3555.-	1
		110V	3RT2944-5AF01		1		83 ... 155	3RT2944-5NF31		1
		230V	3RT2944-5AP01		1		175 ... 280	3RT2944-5NP31		1

### Magnetic coils for 3RT1 (S3)

Size	AC Coil					DC Coil				
	Contactor type	Rated control supply voltage $U_c$ at 50/60 Hz V AC	Type	Unit MRP ₹	Std. pkg. (nos.)	Contactor type	Rated control supply voltage $U_c$ V DC	Type	Unit MRP ₹	Std. pkg. (nos.)
S3	3RT10 44	24V	3RT1944-5AC21	2595.-	1	3RT10 4 3RT13 4 3RT14 4 3RT15 4	24V	3RT1944-5BB41	3485.-	1
		110V	3RT1944-5AG21		1		110V	3RT1944-5BF41		1
		230V	3RT1944-5AL21		1		220V	3RT1944-5BM41		1
		400V	3RT1944-5AV01		2650.-		1			
	3RT10 45/46 3RT13 4. 3RT14 46 3RT15 4.	24V	3RT1945-5AC21	2595.-	1					
		110V	3RT1945-5AG21		1					
		230V	3RT1945-5AL21		1					
		400V	3RT1945-5AV01		2720.-	1				

Withdrawable coils (S10, S12)

Conventional operating mechanism

Size	AC Coil				
	Contactor type	Rated control supply voltage U <sub>c</sub> at 40 to 60Hz AC, DC V AC/DC	Type	Unit LP ₹	Std. pkg. (nos.)
S10	3RT12 6	23...26V AC/DC	3RT1966-5AB31	8535.-	1
		110...127V AC/DC	3RT1966-5AF31		1
		220...240V AC/DC	3RT1966-5AP31		1
S12	3RT12 7	23...26V AC/DC	3RT1975-5AB31	10260.-	1
		110...127V AC/DC	3RT1975-5AF318K		1
		220...240V AC/DC	3RT1975-5AP318K		1

Solid-state operating mechanism (24V DC PLC output)

Size	DC Coil				
	Contactor type	Rated control supply voltage U <sub>c</sub> at 40 to 60Hz AC, DC V AC/DC	Type	Unit LP ₹	Std. pkg. (nos.)
S10	3RT12 6	96...127V	3RT1966-5NF31	11005.-	1
		200...277V	3RT1966-5NP31		1
S12	3RT12 7	21...27.3V	3RT1975-5NB31	14525.-	1
		96...127V	3RT1975-5NF31		1
		200...277V	3RT1975-5NP31		1

For 24 V DC PLC output/PLC relay output, with remaining lifetime indicator (RLT) [Withdrawable coil with lateral solid-state module]

Size	AC Coil				
	Contactor type	Rated control supply voltage U <sub>c</sub> at 40 to 60Hz AC, DC V AC/DC	Type	Unit LP ₹	Std. pkg. (nos.)
S6	3RT10 5 3RT14 5	96...127V AC/DC	3RT1955-5PF31	16505.-	1
		200...277V AC/DC	3RT1955-5PP31	16505.-	1
S10	3RT10 6 3RT14 6	96...127V AC/DC	3RT1965-5PF31	20915.-	1
		200...277V AC/DC	3RT1965-5PP31	20915.-	1
S12	3RT10 7 3RT14 7	96...127V AC/DC	3RT1975-5PF31	27895.-	1
		200...277V AC/DC	3RT1975-5PP31	27895.-	1



Spare parts for 3RT contactors

Arc Chambers for 3RT10 / 3RT14

Size	Contactor type	Version	Type	Unit LP ₹	Std. pkg. (nos.)
S6	3RT10 54	Arc chutes 3-pole	3RT1954-7A	2610.-	1
			3RT1955-7A	2950.-	1
			3RT1956-7A	3250.-	1
S10	3RT10 64	Arc chutes 3-pole	3RT1964-7A	3335.-	1
			3RT1965-7A	3600.-	1
			3RT1966-7A	3715.-	1
S12	3RT10 75	Arc chutes 3-pole	3RT1975-7A	4180.-	1
			3RT1976-7A	4305.-	1
S6	3RT14 56 <sup>1)</sup>		3RT1956-7B	4320.-	1
S10	3RT14 66 <sup>1)</sup>		3RT1966-7B	5045.-	1
S12	3RT14 76 <sup>1)</sup>		3RT1976-7B	5970.-	1

1) For 3RT14 AC-1 duty power contactors

Adaptor plates

Description (Adaptor plates for using in place of 3TF/3TR contactors)	Type	Unit LP ₹	MOQ
3RT10/3RT20 15/16/17 replacing 3TF/3TR 30/31	3TX80120A	105.-	5
3RT10/3RT20 25/26 replacing 3TF/3TR 32/33	3TX80250A	160.-	5
3RT10 34/35 replacing 3TF/3TR 34/35	3TX80400A	225.-	5
3RT10 36 replacing 3TF/3TR 46	3TX80500A	260.-	5
3RT10 44/45 replacing 3TF/3TR 47 / 3TF 477	3TX80800A	530.-	1
3RT10 45/46 replacing 3TF/3TR 48/49	3TX80950A	545.-	1
3RT10 56 replacing 3TF/3TR 52	3TX81850A	950.-	1
3RT10 64 replacing 3TF/3TR 53	3TX82250A	1010.-	1

To replace existing contactor of any other brand please contact nearest sales office.

Description (Adaptor plates for using in place of old relay terminal block required for independent mounting)	Type	Unit LP ₹	MOQ
3RU29/3RU19 (1.8-25A) replacing 3UA/3UR 52 (1-25A)	3UX8025	260.-	1
3RU19 (5.5-50A) replacing 3UA/3UR 55 (10-45A)	3UX8050	325.-	1
3RU19 (18-100A) replacing 3UA/3UR 58 (16-95A) & replacing 3UA/3UR 5830 (70-120A)	3UX8100	355.-	1

## Contacts with fixing parts

**For 3RT20 & 3RT10, 3 pole power contactors**  
1 set = 3 moving and 6 fixed switching contacts  
with fixing parts

Size	Contactor type	Type	Unit LP ₹	Std. pkg. (nos.)
S2	3RT20 36	3RT2936-6A	3145.-	1
	3RT20 37	3RT2937-6A	4190.-	1
	3RT20 38	3RT2938-6A	5585.-	1
S3	3RT20 46	3RT2946-6A	5665.-	1
	3RT20 47	3RT2947-6A	7665.-	1
S3	3RT10 44	3RT1944-6A	4400.-	1
	3RT10 45	3RT1945-6A	5855.-	1
	3RT10 46	3RT1946-6A	7885.-	1
S6	3RT10 54	3RT1954-6A	8605.-	1
	3RT10 55	3RT1955-6A	10800.-	1
	3RT10 56	3RT1956-6A	13750.-	1
S10	3RT10 64	3RT1964-6A	15580.-	1
	3RT10 65	3RT1965-6A	17410.-	1
	3RT10 66	3RT1966-6A	20540.-	1
S12	3RT10 75	3RT1975-6A	27120.-	1
	3RT10 76	3RT1976-6A	34825.-	1

**For 3RT14 AC-1 duty power contactors**  
1 set = 3 movable and 6 fixed switching elements  
with fixing parts

Size	Contactor type	Type	Unit LP ₹	Std. pkg. (nos.)
S3	3RT14 46	3RT1946-6D	13005.-	1
S6	3RT14 56	3RT1956-6D	20895.-	1
S10	3RT14 66	3RT1966-6D	32540.-	1
S12	3RT14 76	3RT1976-6D	41780.-	1

**For 3RT23 & 3RT13, 4 pole AC-1 duty contactors**  
1 set = 4 movable and 8 fixed switching elements  
with fixing parts

Size	Contactor type	Type	Unit LP ₹	Std. pkg. (nos.)
S2	3RT23 36	3RT2936-6E	3850.-	1
	3RT23 37	3RT2937-6E	4440.-	1
S3	3RT13 44	3RT1944-6E	12095.-	1
	3RT13 46	3RT1946-6E	15125.-	1

## Spares for 3RT12 vacuum contactors

For contactor	Type	Unit LP ₹	Std. pkg. (nos.)
<b>Spare coils</b>			
3RT126	4)	3RT1966-5A..1	8535.-
3RT127	23 ... 26 380 ... 420 110 ... 127 220 ... 240	3RT1975-5AB31 3RT1975-5AV31 3RT1975-5AF318K 3RT1975-5AP318K	10260.-
<b>Solid state operating mechanism</b>			
3RT126	96... 127V AC/DC 200...277V AC/DC	3RT1966-5NF31 3RT1966-5NP31	11005.-
3RT127	200...277V AC/DC	3RT1975-5NP31	14525.-
<b>Spare vacuum bottles (set of 3)</b>			
3RT1264 3RT1265 3RT1266		3RT1964-6V 3RT1965-6V 3RT1966-6V	55230.- 63775.- 77805.-
3RT1275 3RT1276		3RT1975-6V 3RT1976-6V	94020.- 113170.-

4) Coil voltage (AC/DC) - Please enter coil codes from table below

Code	B3	F3	P3	V3
Coil voltage (V)	23-26	110-127	220-240	380-420



## Contactor relays - SICONT<sup>Plus</sup> 3TH3

Contactor size	Rated current (A) le AC15 at 230V	AC 50 Hz coil (LPs for 110, 230, 415V)				DC coil (LP*s for 24, 110, 220V)			
		Aux. contacts	Type Pl. fill in coil voltage code	Unit LP ₹	Std. pkg. (nos.)	Aux. contacts	Type Pl. fill in coil voltage code	Unit LP ₹	Std. pkg. (nos.)
0	10	4NO <sup>5</sup>	■ 3TH3040-0A..	1165.-	1	4NO <sup>5</sup>	■ 3TH3040-0B..	1630.-	1
		3NO + 1NC <sup>5</sup>	■ 3TH3031-0A..		1	3NO + 1NC <sup>5</sup>	■ 3TH3031-0B..		1
		2NO + 2NC <sup>5</sup>	■ 3TH3022-0A..		1	2NO + 2NC <sup>5</sup>	■ 3TH3022-0B..		1

## Power contactors - SICOP 3TF

Size	Rated current (A) le AC3 upto 415V	Motor kW at 415V 50Hz, 3ph	AC 50 Hz coil (LPs for 110, 230, 415V)				DC coil (LPs for 24, 110, 220V)			
			Auxiliary contacts	Type Pl. fill in coil voltage code	Unit LP ₹	Std. pkg. (nos.)	Auxiliary contacts	Type Pl. fill in coil voltage code	Unit LP ₹	Std. pkg. (nos.)
0	9	4	1NO <sup>5</sup>	■ 3TF3010-0A..	1020.-	1	1NO <sup>5</sup>	■ 3TF3010-0B..	1770.-	1
			1NC <sup>5</sup>	■ 3TF3001-0A..			1NC <sup>5</sup>	■ 3TF3001-0B..		
	12	5.5	1NO <sup>5</sup>	■ 3TF3110-0A..	1150.-	1	1NO <sup>5</sup>	■ 3TF3110-0B..	1910.-	1
			1NC <sup>5</sup>	■ 3TF3101-0A..			1NC <sup>5</sup>	■ 3TF3101-0B..		
1	16	7.5	- <sup>5</sup>	■ 3TF3200-0A..	1160.-	1	- <sup>5</sup>	■ 3TF3200-0B..	2195.-	1
	22	11	- <sup>5</sup>	■ 3TF3300-0A..	1600.-	1	- <sup>5</sup>	■ 3TF3300-0B..	2950.-	1
2	32	15	- <sup>5</sup>	■ 3TF3400-0A..	3515.-	1	- <sup>5</sup>	■ 3TF3400-0B..	6895.-	1
	38	18.5	- <sup>5</sup>	■ 3TF3500-0A..	5285.-	1	- <sup>5</sup>	■ 3TF3500-0B..	7990.-	1
	40	18.5	- <sup>5</sup>	■ 3TF3500-0A..ZT00^	5365.-	1	- <sup>5</sup>	■ 3TF3500-0B..ZT00^	8060.-	1

Size	Rated current (A) le AC3 upto 415V	Motor kW at 415V 50Hz, 3ph	AC 50 Hz coil (LPs for 110, 230, 415V)				DC coil (LPs for 24, 110, 220V)			
			Auxiliary contacts	Type Pl. fill in coil voltage code	Unit LP ₹	Std. pkg. (nos.)	Auxiliary contacts	Type Pl. fill in coil voltage code	Unit LP ₹	Std. pkg. (nos.)
3	45	22	2NO + 2NC <sup>5</sup>	■ 3TF4602-0A..ZA01 <sup>®</sup>	7300.-	1	2NO + 2NC <sup>5</sup>	3TF4602-0D..ZA01 <sup>®</sup>	11380.-	1
	63	30	2NO + 2NC <sup>5</sup>	■ 3TF4702-0A..ZA01 <sup>®</sup>	10360.-	1	2NO + 2NC <sup>5</sup>	3TF4702-0D..ZA01 <sup>®</sup>	13210.-	1
	65	30	2NO + 2NC <sup>5</sup>	■ 3TF4702-0A..ZT00^	10435.-	1	2NO + 2NC <sup>5</sup>	3TF4702-0D..ZT00^	13335.-	1
	70	37	2NO + 2NC <sup>5</sup>	■ 3TF4772-0A..	11105.-	1	2NO + 2NC <sup>5</sup>	3TF4772-0D..	14265.-	1
4	75	42	2NO + 2NC <sup>5</sup>	■ 3TF4822-0A..ZA01 <sup>®</sup>	13295.-	1	2NO + 2NC <sup>5</sup>	3TF4822-0D..ZA01 <sup>®</sup>	16280.-	1
	85	45	2NO + 2NC <sup>5</sup>	■ 3TF4922-0A..ZA01 <sup>®</sup>	15605.-	1	2NO + 2NC <sup>5</sup>	3TF4922-0D..ZA01 <sup>®</sup>	18925.-	1
6	110	55	2NO + 2NC <sup>5</sup>	■ 3TF5002-0A..	18880.-	1	2NO + 2NC <sup>5</sup>	3TF5002-0D..	21640.-	1
	140	75	2NO + 2NC <sup>5</sup>	■ 3TF5102-0A..	25145.-	1	2NO + 2NC <sup>5</sup>	3TF5102-0D..	30005.-	1
8	170	90	2NO + 2NC <sup>5</sup>	■ 3TF5202-0A..	32670.-	1	2NO + 2NC <sup>5</sup>	3TF5202-0D..	38565.-	1
	205	110	2NO + 2NC <sup>5</sup>	■ 3TF5302-0A..	35735.-	1	2NO + 2NC <sup>5</sup>	3TF5302-0D..	43110.-	1
10	250	132	2NO + 2NC <sup>5</sup>	■ 3TF5402-0A..	41435.-	1	2NO + 2NC <sup>5</sup>	3TF5402-0D.. <sup>1)</sup>	48115.-	1
	300	160	2NO + 2NC <sup>5</sup>	■ 3TF5502-0A..	50630.-	1	2NO + 2NC <sup>5</sup>	3TF5502-0D.. <sup>1)</sup>	55330.-	1
12	400	200	2NO + 2NC <sup>5</sup>	■ 3TF5602-0A..	62215.-	1	2NO + 2NC <sup>5</sup>	3TF5602-0D.. <sup>1)</sup>	66980.-	1
	475	250	2NO + 2NC <sup>5</sup>	■ 3TF5702-0C..	86705.-	1	refer page no. 6			
14	630	355	4NO + 4NC	3TF6844-0C..	refer	1	3NO + 3NC	3TF6833-1D.. <sup>2)</sup>	refer	1
	820	450	4NO + 4NC	3TF6944-0C..	page no. 10	1	3NO + 3NC	3TF6933-1D.. <sup>2)</sup>	page no. 10	1

1) Please connect DC coil circuit as recommended in operating instruction.

2) LP\* includes control contactor

® For box type (SIGUT) terminals, order 2 nos 3TX7 460-0E, LP\* ₹ 375.- each.

\$ For more aux. contacts, pl. see table below.

^ For B0,F0,P0 and B4 coil voltage only available

### AC 50Hz coil code: 3TF30 to 3TF56, 3TH3

Coil voltage (V)	24	■ 110	■ 230	■ 415
Code	B0	F0	P0	R0

### Wide band AC 50 Hz coil code: 3TF30 to 3TF35

Coil voltage (V)	70-140	150-280	260-460
Code	W110	W220	W415

### AC 50/60 Hz coil code: 3TF57/3TF68/69

Coil voltage (V)	110-132	■ 220-240	380-460
Code	F7	M7	Q7

### DC coil code: 3TF30 to 3TF56, 3TF68/69, 3TH3

Coil voltage (V)	■ 24	110	220
Code	B4	F4	M4

■ Stock items

Please order in multiples of standard packing.

LP - List Price

### Auxiliary contact blocks

For contactor	Description	Type	Unit LP ₹	Std. pkg. (nos.)
3TF30 to 35 & 3TH30	1NO	■ 3TX4010-2A	160.-	10
	1NC	■ 3TX4001-2A	160.-	10
	1NO (Ext)	■ 3TX4010-4A	255.-	10
	1NC (Ext)	■ 3TX4001-4A	255.-	10
3TF46 to 3TF57, 3TK5	Second 1NO+1NC Left Second 1NO+1NC Right	■ 3TY7561-1KA008K	745.-	1

### Extra LP per unit for non-std coils B0 / M0# / U0# (AC), DC and wide band

for 3TH, 3TF30 to 33	195.-	for 3TF34 to 49	230.-	for 3TF50 to 56	630.-
Wide band coil for 3TH, 3TF30 to 33	195.-	Wide band coil for 3TF34/35	230.-		

For any non-standard coil or contactor with non standard coil, minimum order quantity should be 100 nos. or minimum order value of ₹1,00,000/- per item.

For non-standard coil voltages not mentioned above, pl. check with Siemens.

# M0: 220V AC, U0: 240V AC



Siemens switchgear. Tried, tested, trusted.

## 2 Pole DC contactors - 3TC



For DC loads  
with AC coil, 2NO+2NC aux. contacts

Contactor size	Rated current Ie (A) DC3/5	Type <sup>2)</sup>	Unit LP ₹	Std. pkg. (nos.)
2	32	3TC4417-0B..	15470.-	1
4	75	3TC4817-0B..	77030.-	1
8	220	3TC5217-0B..	129670.-	1
12	400	3TC5617-0B..	221445.-	1

<sup>2)</sup> AC coil voltage - Please enter coil codes from table below

Code	F0	U0
Coil voltage (V) (50Hz)	110	240

with DC coil, 2NO + 2NC aux. contacts

Contactor size	Rated current Ie (A) DC3/5	Type <sup>3)</sup>	Unit LP ₹	Std. pkg. (nos.)
2	32	3TC4417-0A..	21355.-	1
4	75	3TC4817-0A..	92780.-	1
8	220	3TC5217-0A..	159410.-	1
12	400	3TC5617-0A..	294260.-	1

<sup>3)</sup> DC coil voltage - Please enter coil codes from table below

Code	B4	F4	M4
Coil voltage (V)	24	110	220

## Hoisting duty contactors - 3TF

Under discontinuation

Contactor size	Rated current Ie (A) AC2/AC3 at 415V	Type <sup>1)</sup>	Unit LP ₹	Std. pkg. (nos.)
6	110	3TF5000-0A..	Order SIRIUS Energy Efficient Power Contactors Refer Page - 8	
8	170	3TF5200-0A..		
10	250	3TF5400-0A..		
12	400	3TF5600-0A..		

<sup>1)</sup> AC coil voltage - Please enter coil codes from table below

Code	F0	P0	R0
Coil voltage (V) (50Hz)	110	230	415

## Accessories for SICOP / SICONT<sup>Plus</sup>

Interlocking kit for two 3TF contactors  
(inclusive of base plate and interlocking mechanism)

Contactor type	Type	Unit LP ₹	Std. pkg. (kits)
3TF30-35	■ 3TX4091-1A <sup>#</sup>	520.-	10
3TF46/47/47-7	■ 3TX7466-1YA0	1825.-	2
3TF48/49	■ 3TX7486-1YA0	2970.-	2
3TF50/51	■ 3TX7506-1YA0	3345.-	2
3TF52/53	■ 3TX7526-1YA0	3825.-	2
3TF54/55	■ 3TX7546-1YA0	4600.-	2
3TF56/57	■ 3TX7566-1YA0	4915.-	2
3TF50/52	3TX7526-1YA09	3825.-	2
3TF52/54	■ 3TX7546-1YA09	4600.-	2

Note: Higher rating upon enquiry <sup>#</sup> W/o base plate (not required)

Adaptor plates for replacing 3TA by SICOP contactors

Adaptor plates, to replace	Type	Unit LP ₹	Std. pkg. (nos.)
3TA61-0A by 3TH30-0A	3TX6406-0A	95.-	5
3TA67/21 by 3TH30, 3TF30/31 3TA21/11 by 3TF32/33	3TX2143-1YA0	95.-	5
3TA22/13 by 3TF32-35	3TX2242-1YA0	145.-	5
3TA24 by 3TF46/47/477	3TX2446-1YA0	220.-	5
3TA24/16 by 3TF48/49	3TX1648-1YA0	220.-	5
3TA16 by 3TF50/51	3TX1650-1YA0	535.-	5
3TA28 by 3TF50/51	3TX2850-1YA0	535.-	5
3TA28 by 3TF52/53	3TX2852-1YA0	630.-	5



Coil voltage		Type	Unit LP ₹	Std. pkg. (nos.)
AC	DC			
<b>Surge suppressor (varistor) for 3TF30-35, 3TH30</b>				
24 - 48 V	24 - 70 V	■ 3TX7402-3GY1	465.-	10
48 - 127V	70 - 150V	■ 3TX7402-3HY1	465.-	10
127 - 240V	150 - 250V	■ 3TX7402-3JY1	465.-	10
240 - 400V	—	3TX7402-3KY1	600.-	10
400 - 600V	—	3TX7402-3LY1	600.-	10
<b>Surge suppressor (varistor) for 3TF46-56</b>				
Less than 48V	24 - 70V	■ 3TX7462-3GY1	640.-	10
48 - 127V	70 - 150V	■ 3TX7462-3HY1		10
127 - 240V	150 - 250V	■ 3TX7462-3JY1		10
240 - 400V	—	3TX7462-3KY1	675.-	10
400 - 600V	—	3TX7462-3LY1	675.-	10
<b>Surge suppressor (RC unit) for 3TF30-35, 3TH30</b>				
24 - 48 V	24 - 70 V	3TX7402-3RY2	740.-	10
48 - 127V	70 - 150V	3TX7402-3SY2		10
127 - 240V	150 - 250V	3TX7402-3TY2		10
240 - 400V	—	3TX7402-3UY2		10
400 - 600V	—	3TX7402-3VY2		10

## Spares for SICOP and SICONT<sup>Plus</sup> contactors

### SICOP main contact kits (set of 6 fixed & 3 moving contacts)

For Contactor (AC3 Rating)	Type	LP per set ₹	Std. pkg. (nos.)
3TF32/42 (16A)	■ 3TY7420-0A	710.-	1
3TF33/43 (22A)	■ 3TY7430-0A	990.-	1
3TF34 (32A)	■ 3TY7340-0C	1900.-	1
3TF35 (38A)	■ 3TY7350-0C	2900.-	1
3TF44 (32A)	■ 3TY7440-0A	2100.-	1
3TF45 (38A)	■ 3TY7450-0A	2900.-	1
3TF46 (45A)	■ 3TY7460-0YA	3105.-	1
3TF47 (63A)	■ 3TY7470-0YA	4530.-	1
3TF477 (70A)	■ 3TY7477-0YA	5250.-	1
3TF48 (75A)	■ 3TY7480-0A	6045.-	1
3TF49 (85A)	■ 3TY7490-0A	8095.-	1
3TF50 (110A)	■ 3TY7500-0YA	8825.-	1
3TF51 (140A)	■ 3TY7510-0YA	11105.-	1
3TF52 (170A)	■ 3TY7520-0YA	13955.-	1
3TF53 (205A)	■ 3TY7530-0YA	14895.-	1
3TF54 (250A)	■ 3TY7540-0YA	17910.-	1
3TF55 (300A)	■ 3TY7550-0YA	21060.-	1
3TF56 (400A)	■ 3TY7560-0YA	27860.-	1
3TF57 (475A)	3TY7570-0YA	37130.-	1
3TF68 (630A)	3TY7680-0B <sup>§</sup>	188705.-	1
3TF69 (820A)	3TY7690-0B <sup>§</sup>	303190.-	1

§ Set of 3x vacuum bottles.

### Auxiliary contact blocks

For contactor	Description	Type	Unit LP ₹	Std. pkg. (nos.)
3TF46-57	1NO + 1NC (Extd) Right	3TY7561-1E	960.-	1
3TF46 to 3TF57, 3TK5	Built-in, 1NO+1NC Left / Right	3TY7561-1AA00-8K	745.-	1
	Add-on, Second 1NO+1NC Left / Right	3TY7561-1KA00-8K	745.-	1
3TF46/47/47 7	Special block, DC coil circuit	3TY7461-1F	980.-	1
3TF48-56	Special block, DC coil circuit	3TY7481-1F	980.-	1
3TF57	Special block, DC coil circuit	3TY7681-1G	1135.-	1

### DC coils

For contactor	Type <sup>†</sup>	Unit LP ₹		Std. pkg. (nos.)
		For 24/110/220/250V	For all other coil voltages	
3TH3, 3TF30-33/42/43	■ 3TY4803-0B..	865.-	1025.-	1
3TF34/35/44/45	3TY7443-0B..	1300.-	1535.-	1
3TF46/47/477	3TY7463-0D..	4000.-	4220.-	1
3TF48/49	3TY7483-0D..	6845.-	7080.-	1
3TF50/51	3TY7503-0D..	10705.-	11320.-	1
3TF52/53	3TY7523-0D..	16630.-	NA	1

### ■ Stock items

LP - List Price

### SICOP arc chambers

For Contactor	Type	Unit LP ₹	Std. pkg. (nos.)
3TF34	3TY7342-0C	515.-	1
3TF35	3TY7352-0C	545.-	1
3TF46	3TY7462-0YA	1065.-	1
3TF47	3TY7472-0YA	1300.-	1
3TF477	3TY7477-0YD	1565.-	1
3TF48	3TY7482-0A	1885.-	1
3TF49	3TY7492-0A	2175.-	1
3TF50	3TY7502-0YA	2585.-	1
3TF51	3TY7512-0YA	2945.-	1
3TF52	3TY7522-0YA	3230.-	1
3TF53	3TY7532-0YA	3330.-	1
3TF54	3TY7542-0YA	3590.-	1
3TF55	3TY7552-0YA	3695.-	1
3TF56	3TY7562-0YA	4165.-	1
3TF57	3TY7572-0YA	4280.-	1

### AC coils (50 Hz)

For contactor	Type <sup>†</sup>	Unit LP ₹		Std. pkg. (nos.)
		For 110/230/415V 50Hz	For all other coil voltages	
3TH3, 3TF30-33/42/43	■ 3TY7403-0A..	635.-	725.-	1
3TF34/35/44/45	■ 3TY7443-0A..	780.-	1015.-	1
3TF46/47/477	■ 3TY7463-0A..	1360.-	1585.-	1
3TF48/49	■ 3TY7483-0A..	2490.-	2720.-	1
3TF50/51, 3TK50	■ 3TY7503-0A..	2530.-	3150.-	1
3TF52/53, 3TK52	■ 3TY7523-0A..	3205.-	3820.-	1
3TF54/55, 3TK54	■ 3TY7543-0A..	3875.-	4495.-	1
3TF56, 3TK56	■ 3TY7563-0A..	5635.-	6860.-	1
3TF57	3TY7573-0C..	16910.-	NA	1
3TF68	3TY7683-0C..	42615.-	NA	1
3TF69	3TY7693-0C..	80965.-	NA	1

† Pl. add coil voltage code from table on page no. 35.

110V, 230V, 415V are stock items for 3TH, 3TF30-56

24V is stock item only for 3TH30/3TF30/31/32/33

For contactor	Type <sup>†</sup>	Unit LP ₹		Std. pkg. (nos.)
		For 24/110/220/250V	For all other coil voltages	
3TF54/55	3TY7543-0D..	26425.-	NA	1
3TF56	3TY7563-0D..	29720.-	NA	1
3TF68	3TY7683-0D..	65985.-	NA	1
3TF69	3TY7693-0D..	107770.-	NA	1

† Pl. add coil voltage code from table on page no. 35.

24V, 110V, 220V are stock items only for 3TH3/3TF30/31/32/33

## Spares for hoisting duty contactors

### Spare coils

Spare coils for	Type <sup>1)</sup>	Unit LP ₹	Std. pkg. (nos.)
3TF50 00 0A..	3TY7503-0A..0-0H	3590.-	1
3TF52 00 0A..	3TY7523-0A..0-0H	4280.-	1
3TF54 00 0A..	3TY7543-0A..0-0H	5210.-	1
3TF56 00 0A..	3TY7563-0A..0-0H	6895.-	1

<sup>1)</sup> Pls. add coil voltage code from table on page no. 36

### Spare contact kits

	Type	Unit LP ₹	Std. pkg. (nos.)
3TF50 00 0A..	3TY7500-0ZA	11670.-	1
3TF52 00 0A..	3TY7520-0ZA	14930.-	1
3TF54 00 0A..	3TY7540-0ZA	20705.-	1
3TF56 00 0A..	3TY7560-0ZA	35065.-	1

## Connector

The 3TS90 **connector** is used to mount the motor protection circuit breaker 3VS/3VU on the contactor 3TF with screw terminals. It enables mechanical and electrical connection between contactor and motor starter protection circuit breaker.



### Range:

MPCB		Contactor		Type of Connector	Unit LP ₹	Std. pkg. (nos.)
Type	Current Rating	Type	AC3 Current Rating			
3VS13/3VU13	0.16 to 20A	3TF30/31	9 / 12 A	3TS9001-8K	270.-	1
3VS13/3VU13	6 to 25A	3TF32/33	16 / 22A	3TS9002-8K	315.-	1

### Benefits:

- 1) Direct mounting of 3VS/3VU MPCB on 3TF
- 2) Secure poor connections
- 3) Reduced feeder size and assemble time

## Spares for 3TC contactors

Description	Version	Type	Unit LP ₹	Std. pkg. (nos.)
Set of main contacts	3TC44	3TY2440-0A	6180.-	1
	3TC48	3TY2480-0A	15140.-	1
	3TC52	3TY2520-0A	42940.-	1
	3TC56	3TY2560-0A	85150.-	1
AC coils <sup>1)</sup> (50 Hz)	3TC44	3TY7403-0A..	635.-	1
	3TC48	3TY6483-0A..	8080.-	1
	3TC52	3TY6523-0A..	10895.-	1
DC coils <sup>2)</sup>	3TC44	3TY6443-0B..	11160.-	1
	3TC48	3TY6483-0B..	19035.-	1
	3TC52	3TY6523-0B..	47055.-	1
	3TC56	3TY6563-0B..	65350.-	1
Arc chambers	3TC44	3TY2442-0A	6055.-	1
	3TC48	3TY2482-0A	10995.-	1
	3TC52	3TY2522-0A	17110.-	1
	3TC56	3TY2562-0A	34590.-	1
Auxiliary contacts 1st 1NO + 1NC Left/Right 2nd 1NO + 1NC Left 2nd 1NO + 1NC Right	3TC44/48	3TY6501-1AA00	2750.-	1
	3TC48	3TY6501-1K		1
	3TC48	3TY6501-1L		1

<sup>1)</sup> AC coil voltage - Please enter coil codes from table below

Code	B0	F0	U0	R0
Coil voltage (50 Hz)	24	110	240	415 <sup>§</sup>

§ Only for 3TC 44

<sup>2)</sup> DC coil voltage - Please enter coil codes from table below

Code	B4	F4	M4
Coil voltage	24	110	220



■ Stock items

Please order in multiples of standard packing.





**SIEMENS**

*Ingenuity for life*

## 3TS Range of contactors

Capacitor duty | Converter duty | 2 Pole

Smart. Easy. Reliable

[www.siemens.co.in](http://www.siemens.co.in)



## 3TS Capacitor duty contactors

The 3TS capacitor duty contactor (with **patented** de-latching technology) provides a reliable and economical solution for capacitor switching applications.

### Features and Benefits

- De-latching operating principle
- SIGUT Termination technique
- Finger touch proof terminals
- Compact Dimensions
- DIN / Screw mounting
- Reliable switching of capacitor banks
- Ease of wiring (can obviate use of lugs)
- Operator Safety
- Space saving
- Flexible mounting



Capacitor kVAr 415V, 3ph, 50Hz	Built-in aux. contacts	Type®	Unit LP ₹	Built-in aux. contacts	Type®	Unit LP ₹	Std. pkg. (nos.)
7 kVAr	1 NO	3TS1110-0A..5-8K†	2010.-				
12.5 kVAr	–	3TS1200-0A..5-8K†	2235.-	1NO+1NC	3TS1211-0A..5-8K	2555.-	1
16 kVAr	–	3TS1300-0A..5-8K†	3070.-	1NO+1NC	3TS1311-0A..5-8K	3390.-	1
20 kVAr	–	3TS1400-0A..5-8K†	3455.-	1NO+1NC	3TS1411-0A..5-8K	3775.-	1
25 kVAr	–	3TS1500-0A..5-8K†	4000.-	1NO+1NC	3TS1511-0A..5-8K	4320.-	1
50 kVAr	2 NO + 2 NC	3TS1722-0A..5-8K	12375.-				

### 3RT26 Capacitor duty contactor

Capacitor kVAr 415V, 3ph, 50Hz	Coil voltage	Built-in aux. contacts	Type	Unit LP	Std. pkg. (nos.)
75 kVAr	24V, 50HZ	1NO + 1NC	3RT2637-1AB03	19585.-	1
	110V, 50HZ		3RT2637-1AF03		
	230V, 50HZ		3RT2637-1AP03		
100 kVAr	24V, 50HZ	1NO + 1NC	3RT2646-1AB03	23905.-	1
	110V, 50HZ		3RT2646-1AF03		
	230V, 50HZ		3RT2646-1AP03		

@ AC 50Hz coil code - Please enter coil codes from table below

	For 3TS contactors		
Code	F0	P0	R0
Coil voltage (V)	110	230	415

† Facility to add one contact block of 1NO / 1NC

### Auxiliary contact blocks

For contactor	Description	Type	Unit MRP ₹	Std. pkg. (nos.)
3TS1110-3TS1500	1NO	■ 3TX4010-2A	160.-	10
	1NC	■ 3TX4001-2A	160.-	10

## 3TS Converter duty contactors

### Features

- Offers one of the highest AC-1 rating in given size
- Arc chamber interlock
- SIGUT Termination technique
- Compact Dimensions
- Screw mounting
- Double break parallel bridge auxiliary contacts

### Applications

- VFD, Soft Starters applications
- UPS
- Solar and Wind inverters
- Resistive loads
- Battery charging
- Neutral switching

NEW



Contactor Size	Rated current Ie (A) AC1 at 415V	AC Coil			DC Coil		
		Type	Unit LP ₹	Std. pkg. (nos.)	Type®	Unit LP ₹	Std. pkg. (nos.)
3	100	3TS4822-0A..1-8K	7035.-	1	3TS4822-0D..1-8K	11050.-	1
4	145	3TS5022-0A..1-8K	12680.-	1	3TS5022-0D..1-8K	20285.-	1
6	200	3TS5122-0A..1-8K	17240.-	1	3TS5122-0D..1-8K	21300.-	1
6	225	3TS5222-0A..1-8K	19275.-	1	3TS5222-0D..1-8K	22315.-	1
8	275	3TS5322-0A..1-8K	27385.-	1	3TS5322-0D..1-8K	31950.-	1
8	325	3TS5422-0A..1-8K	30430.-	1	3TS5422-0D..1-8K	32455.-	1
10	400	3TS5522-0A..1-8K	34110.-	1	3TS5522-0D..1-8K	39280.-	1
12	525	3TS5622-0A..1-8K	45905.-	1	3TS5622-0D..1-8K	57380.-	1
12	630	3TS5722-0C..1-8K	62015.-	1			

### for 3TS48-3TF56

	AC Coil (50Hz)		DC Coil
Code	F0	P0	B4
Coil voltage (V)	110	230	24

### for 3TS57

AC 50/60Hz	Coil voltage (V)	110-132	220-240
	Code	F7	M7

## 3TS 2 Pole contactors



NEW

### Benefits:

- Ease of wiring (can obviate use of lugs)
- Operator Safety (contactor cannot be switched-on if arc chamber is not fitted properly)
- Flexible mounting
- Space saving
- Unmatched contact reliability (ensures reliable contact at low voltage & low currents)

### Standards:

3TS contactors conform to IS 13947 and IEC 60947. They also carry CE mark.

### Application:

- Single Phase Pumps
- HVAC
- ESP
- Lighting

Rated current (A) Ie AC3 upto 415V	Auxiliary contacts	Type	Unit LP ₹	Std. pkg. (nos.)
9	1NO	3TS3010-0A..2-8K	680.-	1
12	1NO	3TS3110-0A..2-8K	725.-	1
18	1NO	3TS3210-0A..2-8K	830.-	1
25	-	3TS3300-0A..2-8K	1045.-	1
32	-	3TS3400-0A..2-8K	2285.-	1
40	-	3TS3500-0A..2-8K	3355.-	1
50	-	3TS3600-0A..2-8K	4075.-	1
65	2NO+2NC	3TS4722-0A..2-8K	6230.-	1
75	2NO+2NC	3TS4822-0A..2-8K	7035.-	1
85	2NO+2NC	3TS4922-0A..2-8K	8115.-	1
105	2NO+2NC	3TS5022-0A..2-8K	11155.-	1
140	2NO+2NC	3TS5122-0A..2-8K	13690.-	1
160	2NO+2NC	3TS5222-0A..2-8K	17955.-	1
205	2NO+2NC	3TS5322-0A..2-8K	19775.-	1
250	2NO+2NC	3TS5422-0A..2-8K	22315.-	1
300	2NO+2NC	3TS5522-0A..2-8K	27905.-	1
400	2NO+2NC	3TS5622-0A..2-8K	35475.-	1

Coil voltage (V AC 50Hz)	110 V AC	230 V AC	415V AC
Code	F0	P0	R0

## Spares for 3TS Contactors

### Capacitor Duty

#### Spare coils

Contactors kVAr	Description	Type*	Unit LP ₹	Std. pkg. (nos.)
7 kVAr	AC 50Hz coil	3TY74030A..	635.-	1
12.5 kVAr				
16 kVAr				
20 kVAr		3TY74430A..	780.-	1
25 kVAr				
50 kVAr				

\* For coil, refer below table

For 3TS contactors			
Code	F0	P0	R0
Coil voltage (V)	110	230	415

### Pre-charge resistor + Contact block kit

Contactors kVAr	Description	Type	Unit LP ₹	Std. pkg. (nos.)
12.5 kVAr	Pre-charge resistor + early making contact block kit + main contacts kit	3TS9762-0SX15-8K	1555.-	1
16 kVAr		3TS9763-0SX15-8K	2315.-	1
20 kVAr		3TS9764-0SX15-8K	2615.-	1
25 kVAr		3TS9765-0SX15-8K	3070.-	1
50 kVAr		3TS9767-0SX15-8K	7895.-	1

Note: Pre-charge resistor + early making contact block kit + main contacts should be replaced simultaneously

### Convertor Duty

#### Main contact kits (set of 6 fixed & 3 moving contacts)

Contactors rating	Description	Type*	Unit LP ₹	Std. pkg. (nos.)
3TS48	Spare main contact kits	3TS9148-01-8K	3550.-	1
3TS50		3TS9150-01-8K	6340.-	1
3TS51		3TS9151-01-8K	8620.-	1
3TS52		3TS9152-01-8K	9635.-	1
3TS53		3TS9153-01-8K	13690.-	1
3TS54		3TS9154-01-8K	15215.-	1
3TS55		3TS9155-01-8K	16735.-	1
3TS56		3TS9156-01-8K	22315.-	1
3TS57		3TS9157-01-8K	30430.-	1

#### Spare coils

	AC Coil	Unit LP ₹	DC Coil	Unit LP ₹	Std. pkg. (nos.)
3TS48	3TY7463-0A..	1360.-	3TY7463-0D..	4000.-	1
3TS50	3TY7483-0A..	2490.-	3TY7483-0D..	6845.-	1
3TS51/52	3TY7503-0A..	2530.-	3TY7503-0D..	10705.-	1
3TS53/54	3TY7523-0A..	3205.-	3TY7523-0D..	16630.-	1
3TS55	3TY7543-0A..	3875.-	3TY7543-0D..	26425.-	1
3TS56	3TY7563-0A..	5635.-	3TY7563-0D..	29720.-	1
3TS57	3TY7573-0C..	16910.-			1

refer page no. 40 for coil codes


**SIEMENS**

*Ingenuity for life*

## Spring loaded connections are...

**Strong**

**Flexible**



**Fast**

**Safe**

# Easy connecting & wiring

## Switch to Spring Loaded Technology

# Thermal Overload Relays - 3RU



For contactor mounting - Class 10 - Screw Terminals

Size of relay / contactor	Set current value of the inverse-time delayed overload release A	Type#	Unit LP ₹	Std. pkg. (nos.)
S00	0.11 ... 0.16	3RU2116-0AB0	1640.-	1
	0.14 ... 0.2	3RU2116-0BB0		
	0.18 ... 0.25	3RU2116-0CB0		
	0.22 ... 0.32	3RU2116-0DB0		
	0.28 ... 0.4	3RU2116-0EB0		
	0.35 ... 0.5	3RU2116-0FB0		
	0.45 ... 0.63	3RU2116-0GB0		
	0.55 ... 0.8	3RU2116-0HB0		
	0.7 ... 1	3RU2116-0JB0		
	0.9 ... 1.25	3RU2116-0KB0		
	1.1 ... 1.6	3RU2116-1AB0	1660.-	
	1.4 ... 2	3RU2116-1BB0		
	1.8 ... 2.5	3RU2116-1CB0		
	2.2 ... 3.2	3RU2116-1DB0		
	2.8 ... 4	3RU2116-1EB0		
	3.5 ... 5	3RU2116-1FB0		
	4.5 ... 6.3	3RU2116-1GB0		
	5.5 ... 8	3RU2116-1HB0		
	7 ... 10	3RU2116-1JB0		
	9 ... 12.5	3RU2116-1KB0		
11 ... 16	3RU2116-4AB0	1715.-		
S0	1.8 ... 2.5	3RU2126-1CB0	1830.-	1
	2.2 ... 3.2	3RU2126-1DB0		
	2.8 ... 4	3RU2126-1EB0		
	3.5 ... 5	3RU2126-1FB0		
	4.5 ... 6.3	3RU2126-1GB0		
	5.5 ... 8	3RU2126-1HB0	1845.-	
	7 ... 10	3RU2126-1JB0		
	9 ... 12.5	3RU2126-1KB0		
	11 ... 16	3RU2126-4AB0		
	14 ... 20	3RU2126-4BB0	1955.-	
	17 ... 22	3RU2126-4CB0		
	20 ... 25	3RU2126-4DB0		
	23 ... 28	3RU2126-4NB0		
	27 ... 32	3RU2126-4EB0	3360.-	
30 ... 36	3RU2126-4PB0			
34 ... 40	3RU2126-4FB0			

Size of relay / contactor	Set current value of the inverse-time delayed overload release A	Type#	Unit LP ₹	Std. pkg. (nos.)
S2	11 ... 16	3RU2136-4AB0	3350.-	1
	14 ... 20	3RU2136-4BB0		
	18 ... 25	3RU2136-4DB0		
	22 ... 32	3RU2136-4EB0		
	28 ... 40	3RU2136-4FB0		
	36 ... 45	3RU2136-4GB0		
	40 ... 50	3RU2136-4HB0	4280.-	
	47 ... 57	3RU2136-4QB0	4815.-	
	54 ... 65	3RU2136-4JB0	5685.-	
	62 ... 73	3RU2136-4KB0	5855.-	
	70 ... 80	3RU2136-4RB0	6090.-	
	S3	28 ... 40	3RU2146-4FB0	
36 ... 50		3RU2146-4HB0	5460.-	
45 ... 63		3RU2146-4JB0	5805.-	
57 ... 75		3RU2146-4KB0	5805.-	
70 ... 90		3RU2146-4LB0	6045.-	
80 ... 100		3RU2146-4MB0	7920.-	

\* To order overload relays with spring-type terminals replace 10th digit from 'B' to 'C' (for S00, S0 size only)



## Accessory for independent mounting

For size of relay	Relay type	Type	Unit LP ₹	Std. pkg. (nos.)
S00*	3RU21, 3RB30/31, 3RR21/22/24	3RU2916-3AA01	535.-	1
S0*	3RU21, 3RB30/31, 3RR21/22/24	3RU2926-3AA01	550.-	1
S2	3RU21, 3RB30/31, 3RR21/22/24	3RU2936-3AA01	900.-	1
S3	3RU21/3RB30/3RB31	3RU2946-3AA01	1060.-	1



\* To order terminal supports for overload relays with spring-type terminals replace 10th digit from 'A' to 'C' for S00, S0 only



## Thermal Overload Relays - 3RU



### Separate Mounting - Class 10

Size of relay / contactor	Rating for induction motor Rated value kW	Set current value of the inverse-time delayed overload release A	Type*	Unit LP ₹	Std. pkg. (nos.)
S6	45	70 - 100	3RU2156-5BB10-8K	7560.-	1
	55	90 - 125	3RU2156-5CB10-8K		1
	75	110 - 160	3RU2156-5DB10-8K		1
	110	140 - 200	3RU2156-5EB10-8K	7145.-	1
	45	70 - 100	3RU2156-5BW10-8K <sup>§</sup>		1
	55	90 - 125	3RU2156-5CW10-8K <sup>§</sup>		1
	75	110 - 160	3RU2156-5DW10-8K <sup>§</sup>		1
S10	110	140 - 200	3RU2166-5EB10-8K	10500.-	1
	132	180 - 250	3RU2166-5FB10-8K		1
	160	220 - 320	3RU2166-5GB10-8K		1
S12	200	280 - 400	3RU2176-5HB10-8K	13615.-	1
	250	350 - 500	3RU2176-5JB10-8K		1

### Separate Mounting - Class 30

Size of relay / contactor	Rating for induction motor Rated value kW	Set current value of the inverse-time delayed overload release A	Type*	Unit LP ₹	Std. pkg. (nos.)
S6	37	55 - 80	3RU2356-5AB10-8K	13615.-	1
	45	70 - 100	3RU2356-5BB10-8K		1
	55	90 - 125	3RU2356-5CB10-8K		1
	37	55 - 80	3RU2356-5AW10-8K <sup>§</sup>		1
	45	70 - 100	3RU2356-5BW10-8K <sup>§</sup>		1
S10	55	90 - 125	3RU2356-5CW10-8K <sup>§</sup>	13615.-	1
	75	110 - 160	3RU2366-5DB10-8K		1
	110	140 - 200	3RU2366-5EB10-8K		1
S12	132	180 - 250	3RU2376-5FB10-8K	13615.-	1
	160	220 - 320	3RU2376-5GB10-8K		1

\* For heavy duty applications (starting time > 10s), it is recommended to use 3RU class 30 relays to avoid nuisance tripping and reliable protection.

§ Range available with straight through transformer

## Microprocessor based overload relay - 3RB

Size	Current setting range A	3RB (Class 10)		3RB (Class 20)		3RB (Class 5 to 30 – Settable)		Std. pkg. (nos.)
		With overload, phase failure and phase unbalance protections	Unit LP ₹	With overload, phase failure and phase unbalance protections	Unit LP ₹	With overload, phase failure and phase unbalance and earth fault protection	Unit LP ₹	
		Type*		Type*		Type*		
S00	0.1 ... 0.4	3RB3016-1RB0	3585.-	3RB3016-2RB0	4485.-	3RB3113-4RB0	7350.-	1
	32 ... 1.25	3RB3016-1NB0		3RB3016-2NB0		3RB3113-4NB0		1
	1 ... 4	3RB3016-1PB0		3RB3016-2PB0		3RB3113-4PB0		1
	3 ... 12	3RB3016-1SB0		3RB3016-2SB0		3RB3113-4SB0		1
	4 ... 16	3RB3016-1TB0		3RB3016-2TB0		3RB3113-4TB0		1
S0	0.1 ... 0.4	3RB3026-1RB0	4100.-	3RB3026-2RB0	5115.-	3RB3123-4RB0	7690.-	1
	32 ... 1.25	3RB3026-1NB0		3RB3026-2NB0		3RB3123-4NB0		1
	1 ... 4	3RB3026-1PB0		3RB3026-2PB0		3RB3123-4PB0		1
	3 ... 12	3RB3026-1SB0		3RB3026-2SB0		3RB3123-4SB0		1
	6 ... 25	3RB3026-1QB0		3RB3026-2QB0		3RB3123-4QB0		1
10 ... 40	3RB3026-1VB0	4250.-	3RB3026-2VB0	3RB3123-4VB0	1			
S2	12.5 to 50	3RB3036-1UB0 <sup>®</sup>	6270.-	3RB3036-2UB0 <sup>®</sup>	7825.-	3RB3133-4UB0 <sup>®</sup>	10045.-	1
	20 ... 80	3RB3036-1WB0 <sup>®</sup>	9450.-	3RB3036-2WB0 <sup>®</sup>	11825.-	3RB3133-4WB0 <sup>®</sup>	13090.-	1
	12.5 to 50	3RB3036-1UW1 <sup>#</sup>	6270.-	3RB3036-2UW1 <sup>#</sup>	7825.-	3RB3133-4UW1 <sup>#</sup>	10045.-	1
	20 ... 80	3RB3036-1WW1 <sup>#</sup>	9450.-	3RB3036-2WW1 <sup>#</sup>	11825.-	3RB3133-4WW1 <sup>#</sup>	13090.-	1
S3	12.5 ... 50	3RB3046-1UB0 <sup>®</sup>	7435.-	3RB3046-2UB0 <sup>®</sup>	9300.-	3RB3143-4UB0 <sup>®</sup>	13100.-	1
	32 ... 115	3RB3046-1XB0 <sup>®</sup>	9290.-	3RB3046-2XB0 <sup>®</sup>	12175.-	3RB3143-4XB0 <sup>®</sup>	13555.-	1
	12.5 ... 50	3RB3046-1UW1 <sup>#</sup>	7965.-	3RB3046-2UW1 <sup>#</sup>	9830.-	3RB3143-4UW1 <sup>#</sup>	13920.-	1
	32 ... 115	3RB3046-1XW1 <sup>#</sup>	9750.-	3RB3046-2XW1 <sup>#</sup>	12175.-	3RB3143-4XW1 <sup>#</sup>	13355.-	1
S6	50 ... 200	3RB2056-1FC2 <sup>®</sup>	12345.-	3RB2056-2FC2 <sup>®</sup>	15440.-	3RB2153-4FC2 <sup>®</sup>	18475.-	1
S6	50 ... 200	3RB2056-1FW2 <sup>§</sup>	12345.-	3RB2056-2FW2 <sup>§</sup>	15440.-	3RB2153-4FW2 <sup>§</sup>	18475.-	1
S10/12	55 ... 250	3RB2066-1GC2 <sup>®</sup>	13465.-	3RB2066-2GC2 <sup>®</sup>	18750.-	3RB2163-4GC2 <sup>®</sup>	18845.-	1
S10/12	160 ... 630	3RB2066-1MC2 <sup>®</sup>	23970.-	3RB2066-2MC2 <sup>®</sup>	29965.-	3RB2163-4MC2 <sup>®</sup>	31045.-	1

\* For size S00 & S0: To order relay with spring type terminals, please replace 10th digit from 'B' to 'E'

# Devices with straight-through transformer for stand-alone installation

® Devices with screw terminals for mounting onto contactor.

& Devices with busbar connection for mounting onto contactor or stand-alone installation.

§ Devices with straight-through transformer for mounting onto contactor with Box terminals or stand-alone installation.



## Microprocessor based overload relay - 3RB22 / 3RB23

0.3 – 3 A  
2.4 – 25 A



10 – 100 A



20 – 200 A



63 – 630 A



Current Measuring Module



- 0.1 mtr.  
- 0.5 mtr.

Connecting Cable



- Overload Protection
- Trip Class 5 to 30 settable
- Thermister motor protection
- Phase failure protection
- Phase unbalance protection
- Large setting range (1:10)
- Overload warning
- LED indication

Evaluation Module



Operator panels



- Analog Output (4-20mA)



- Internal earth fault protection
- Ground fault signaling
- Overload warning

Functional Module (Optional)

### Evaluation modules

(Suitable with all current measuring modules)

Description	Type	Unit LP ₹	Std. pkg. (nos.)
3RB22 with monostable output	3RB2283-4AA1	14575.-	1
3RB23 with bistable output	3RB2383-4AA1	20990.-	1
3RB24 with Monostable output	3RB2483-4AA1	19600.-	1

### Current measuring modules

Size	Current range	Type	Unit LP ₹	Std. pkg. (nos.)
S00/S0	0.3 to 3A	3RB2906-2BG1	8520.-	1
	2.4 to 25A	3RB2906-2DG1	8995.-	1
S2/S3	10 to 100A	3RB2906-2JG1	9940.-	1
S6	20 to 200A	3RB2956-2TG2	19425.-	1
S10/12	63 to 630A	3RB2966-2WH2	22420.-	1

### Connecting cable

(For connection between evaluation module and current measuring module)

Description	Type	Unit LP ₹	Std. pkg. (nos.)
Length 0.1 m (S00...S3)	3RB2987-2B	775.-	1
Length 0.5 m (S00...S12)	3RB2987-2D	1135.-	1

### Function modules for 3RB22 3RB23 (optional)

Description	Type	Unit LP ₹	Std. pkg. (nos.)
Overload warning + Analog output	3RB2985-2AA0	5365.-	1
Internal earth fault protection + Overload warning + Analog output	3RB2985-2AA1	8600.-	1
Internal earth fault (protection + signalling) + Analog output	3RB2985-2AB1		
Internal earth fault protection + Overload warning	3RB2985-2CA1	1645.-	1
Internal earth fault (protection + signalling)	3RB2985-2CB1		

### Operator Panel module for 3RB24 (optional)

Description	Type	Unit LP ₹	Std. pkg. (nos.)
<b>Operator panels (set)</b> One set comprises: • 1 x operator panel • 1 x 3RA6936-0A enabling module • 1 x 3RA6936-0B interface cover • 1 x fixing terminal	3RA6935-0A	47435.-	1
<b>Connecting cables</b> Length 2.5 m (round), for connecting the evaluation module to the operator panel	3UF7933-0BA00-0	3345.-	1

## Accessories for 3RB20 and 3RB21

Description	For size	Type	Unit LP ₹	Std. pkg. (nos.)
Resetting plunger with funnel	S0 - S12	3RU1900-1A	605.-	1
Reset cord with holder - 400mm 600mm	S00 - S3	3RU1900-1B 3RU1900-1C	1735.-	1

## Accessories for 3RU2 Thermal overload relays and 3RB3 solid state overload relays

Accessory Type	Version	Size	3RU2 Thermal overload relay	3RB30/31 solid state overload relay	Type	Unit LP ₹	Std. pkg. (nos.)
Mechanical Reset	Resetting plungers, holders & formers	S00, S0, S6-S12	✓	X	3RU2900-1A	600.-	1
	Resetting plungers, holders & formers		X	✓	3RB3980-0A	295.-	1
	Pushbuttons with extended stroke (12 mm), IP65, Dia 22 mm		✓	✓	3SU1200-0FB10-0AA0	1630.-	1
	Extension plungers		✓	✓	3SU1900-0KG10-0AA0	140.-	1
Cable releases with holder for RESET	Length 400mm	S00, S0, S6-S12	✓	X	3RU2900-1B	1700.-	1
	Length 600mm		✓	X	3RU2900-1C		1
	Length 400mm		X	✓	3RB3980-0B	2855.-	1
	Length 600mm		X	✓	3RB3980-0C		
Module for remote reset, electrical	24 ... 30 V AC/DC	S00, S0, S6-S12	✓	X	3RU1900-2AB71	2160.-	1
	110 ... 127 V AC/DC		✓	X	3RU1900-2AF71		
	220 ... 250 V AC/DC		✓	X	3RU1900-2AM71		
Sealable covers for covering the setting knob	For 3RB30/3RB31	S00, S0, S6-S12	X	✓	3RB3984-0	1355.-	1
	For 3RU2 / 3RV2		✓	X	3RV2908-0P	75.-	10
Terminal Covers for busbar connections	Length 55 mm	S3			3RT1946-4EA1	650.-	1
	Length 100 mm	S6	✓	✓	3RT1956-4EA1	1250.-	1
	Length 120 mm	S10, S12	✓	✓	3RT1966-4EA1	1650.-	1
Terminal Cover for Box Terminals	Length 20.6 mm	S2	✓	✓	3RT1936-4EA2	470.-	1
	Length 20.8 mm	S3	✓	✓	3RT1946-4EA2	470.-	1
	Length 25 mm	S6	✓	✓	3RT1956-4EA2	735.-	1
	Length 30 mm	S10/12	✓	✓	3RT1966-4EA2	1290.-	1



Widest range electronic overload relays

## Thermal overload relays - 3UA / 3UC

Bimetal relay	Current type of mounting	Current setting range A	Type	Unit LP ₹	Std. pkg. (nos.)				
3UA50	Contactor® mounting (3TF30/31)	0.1 – 0.16	3UA5000-0A	1615.-	1				
		0.16 – 0.25	3UA5000-0C						
		0.25 – 0.4	■ 3UA5000-0E						
		0.4 – 0.63	■ 3UA5000-0G						
		0.63 – 1	■ 3UA5000-0J						
		0.8 – 1.25	■ 3UA5000-0K						
		1 – 1.6	■ 3UA5000-1A						
		1.25 – 2	■ 3UA5000-1B						
		1.6 – 2.5	■ 3UA5000-1C			1630.-	1		
		2 – 3.2	■ 3UA5000-1D						
		2.5 – 4	■ 3UA5000-1E						
		3.2 – 5	■ 3UA5000-1F						
4 – 6.3	■ 3UA5000-1G								
5 – 8	■ 3UA5000-1H								
6.3 – 10	■ 3UA5000-1J	1640.-	1						
8 – 12.5	■ 3UA5000-1K								
10 – 14.5	■ 3UA5000-2S								
3UA52	Contactor® mounting (3TF32/33)	1 – 1.6	3UA5200-1A	1805.-	1				
		1.25 – 2	3UA5200-1B						
		1.6 – 2.5	3UA5200-1C						
		2 – 3.2	3UA5200-1D						
		2.5 – 4	3UA5200-1E						
		3.2 – 5	3UA5200-1F						
		4 – 6.3	■ 3UA5200-1G			1655.-	1		
		5 – 8	■ 3UA5200-1H						
		6.3 – 10	■ 3UA5200-1J						
		8 – 12.5	■ 3UA5200-1K						
		10 – 16	■ 3UA5200-2A			1840.-	1		
		12.5 – 20	■ 3UA5200-2B						
16 – 25	■ 3UA5200-2C								
3UA55	Contactor® mounting (3TF34/35, 44/45)	10 – 16	■ 3UA5500-2A	2870.-	1				
		12.5 – 20	■ 3UA5500-2B						
		16 – 25	■ 3UA5500-2C						
		20 – 32	■ 3UA5500-2D						
		25 – 36	■ 3UA5500-2Q			2985.-	1		
		32 – 40	■ 3UA5500-2R						
		36 – 45	■ 3UA5500-8M						
		3UA58-Z1	Contactor® mounting (3TF46, 3TF47, 3TF48, 3TF49)			16 – 25	3UA5800-2CZ1	5175.-	1
						20 – 32	3UA5800-2DZ1		
						25 – 40	3UA5800-2EZ1		
						32 – 50	■ 3UA5800-2FZ1		
40 – 57	■ 3UA5800-2TZ1								
50 – 63	■ 3UA5800-2PZ1			5175.-	1				
57 – 70	■ 3UA5800-2VZ1								
63 – 80	■ 3UA5800-2UZ1								
70 – 95	■ 3UA5800-8YZ1								
3UA58-Z2	Contactor® mounting (3TF47 7)			16 – 25	3UA5800-2CZ2	5175.-	1		
				20 – 32	3UA5800-2DZ2				
		25 – 40	3UA5800-2EZ2						
		32 – 50	■ 3UA5800-2FZ2	4440.-	1				
		40 – 57	■ 3UA5800-2TZ2						
		50 – 63	■ 3UA5800-2PZ2	5200.-	1				
		57 – 70	■ 3UA5800-2VZ2						
		63 – 80	■ 3UA5800-2UZ2						
		3UA58 30	Contactor® mounting (3TF50)	70 – 95	■ 3UA5830-5B			5700.-	1
				85 – 105	■ 3UA5830-5C				
				95 – 120	■ 3UA5830-5D				
3UA62	Independent mounting	85 – 135	■ 3UA6230-5A	8285.-	1				
		115 – 180	■ 3UA6230-5B						
		160 – 250	■ 3UA6230-5C	11780.-	1				
		200 – 320	■ 3UA6230-5D						
3UA68	Independent mounting	250 – 400	■ 3UA6230-5E	15230.-	1				
		320 – 500	3UA6830-5F						
		400 – 630	3UA6830-5G						

@ Can be converted to independent mounting using accessory.

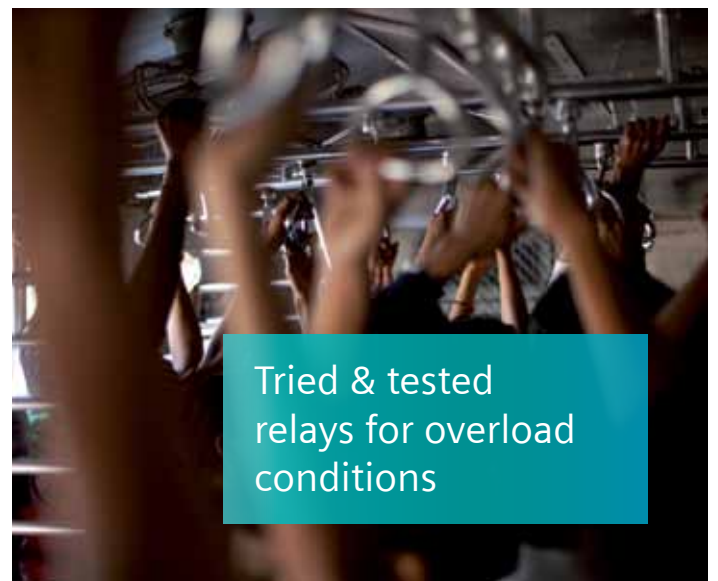
## Relays for heavy starting applications, independent mounting

Current setting range A	Type	Unit LP ₹	Current setting range A	Type	Unit LP ₹	Std. pkg. (nos.)
2.5 – 4	3UC5030-5E	14400.-	40 – 63	3UC5830-5G	14400.-	1
4 – 6.3	3UC5030-5G		14675.-	63 – 100	3UC6230-5J	1
6.3 – 10	3UC5030-5J			100 – 160	3UC6230-5A	
8 – 12.5	3UC5030-5K			125 – 200	3UC6630-5B	
10 – 16	3UC5830-5A			160 – 250	3UC6630-5C	
16 – 25	3UC5830-5C			250 – 400	3UC6630-5E	
25 – 40	3UC5830-5E					

Note: Relays always supplied in manual execution, can be converted at site to auto execution.

## Accessories for 3UA birelays

Description	For relay type	Type	Unit LP ₹	Std. pkg. (nos.)
Accessory for independent mounting	3UA50	■ 3UX1418	1325.-	1
	3UA52	■ 3UX1420	390.-	1
	3UA55	■ 3UX1425	475.-	1
	3UA58	■ 3UX1421	500.-	1
	3UA58 30	■ 3UX1421-OXA	545.-	1
Resetting plunger funnel	3UA5/6, 3UC5/6	3UX1011 3UX1013	170.-	10 10
Reset cord + holder: 400 mm length 600 mm length	3UA5/6, 3UC5/6	3UX1015	240.-	5
		3UX1016		5
Protection cover	3UA58/3UA58 30 Other 3UA5/6	3UX11101YA 3UX11111YA	175.-	10 10
		Set of 3 terminals to convert from 3UA5800-2. or 3UA5800-2.Z2 to 3UA5800-2.Z1 3UA5800-2.Z1 or 3UA5800-2.Z2 to 3UA5800-2. 3UA5800-2. or 3UA5800-2.Z1 to 3UA5800-2.Z2	3UX5811 3UX5812 3UX5813	140.-



■ Stock items

MRP - Maximum Retail Price

LP - List Price

Siemens Ltd. LV SGR - Motor Control Products Price List Eff. 01.12.2018 47

# Motor Protection Circuit Breakers - 3RV



Class 10, without auxiliary switch, standard switching capacity, screw terminals

MPCB Specifications			MPCB with Standard release <sup>1)</sup>		MPCB with "relay function" <sup>2)</sup>		MPCB with "Mag only" Release <sup>3)</sup>		MPCB for transformer protection	
MPCB Size	MPCB rated current A	MPCB overload range A	Type*	Unit LP ₹	Type*	Unit LP ₹	Type*	Unit LP ₹	Type*	Unit LP ₹
S00	0.16	0.11...0.16	3RV2011-0AA10	3565.-	3RV2111-0AA10	4510.-	3RV2311-0AC10	3500.-	3RV2411-0AA10	5950.-
	0.2	0.14...0.2	3RV2011-0BA10		3RV2111-0BA10		3RV2311-0BC10		3RV2411-0BA10	
	0.25	0.18...0.25	3RV2011-0CA10		3RV2111-0CA10		3RV2311-0CC10		3RV2411-0CA10	
	0.32	0.22...0.32	3RV2011-0DA10		3RV2111-0DA10		3RV2311-0DC10		3RV2411-0DA10	
	0.4	0.28...0.4	3RV2011-0EA10		3RV2111-0EA10		3RV2311-0EC10		3RV2411-0EA10	
	0.5	0.35...0.5	3RV2011-0FA10	4120.-	3RV2111-0FA10	5205.-	3RV2311-0FC10	4030.-	3RV2411-0FA10	6305.-
	0.63	0.45...0.63	3RV2011-0GA10		3RV2111-0GA10		3RV2311-0GC10		3RV2411-0GA10	
	0.8	0.55...0.8	3RV2011-0HA10		3RV2111-0HA10		3RV2311-0HC10		3RV2411-0HA10	
	1	0.7...1	3RV2011-0JA10		3RV2111-0JA10		3RV2311-0JC10		3RV2411-0JA10	
	1.25	0.9...1.25	3RV2011-0KA10		3RV2111-0KA10		3RV2311-0KC10		3RV2411-0KA10	
	1.6	1.1...1.6	3RV2011-1AA10		3RV2111-1AA10		3RV2311-1AC10		3RV2411-1AA10	
	2	1.4...2	3RV2011-1BA10	4275.-	3RV2111-1BA10	5400.-	3RV2311-1BC10	4185.-	3RV2411-1BA10	6965.-
	2.5	1.8...2.5	3RV2011-1CA10		3RV2111-1CA10		3RV2311-1CC10		3RV2411-1CA10	
	3.2	2.2...3.2	3RV2011-1DA10		3RV2111-1DA10		3RV2311-1DC10		3RV2411-1DA10	
	4	2.8...4	3RV2011-1EA10		3RV2111-1EA10		3RV2311-1EC10		3RV2411-1EA10	
	5	3.5...5	3RV2011-1FA10		3RV2111-1FA10		3RV2311-1FC10		3RV2411-1FA10	
6.3	4.5...6.3	3RV2011-1GA10	4585.-	3RV2111-1GA10	5795.-	3RV2311-1GC10	4490.-	3RV2411-1GA10	7230.-	
8	5.5...8	3RV2011-1HA10		3RV2111-1HA10		3RV2311-1HC10		3RV2411-1HA10		
10	7...10	3RV2011-1JA10		3RV2111-1JA10		3RV2311-1JC10		3RV2411-1JA10		
12.5	9...12.5	3RV2011-1KA10		3RV2111-1KA10		3RV2311-1KC10		3RV2411-1KA10		
16	10...16	3RV2011-4AA10	5705.-	3RV2111-4AA10	6950.-	3RV2311-4AC10	5405.-	3RV2411-4AA10	7605.-	
S0	16	10 ... 16	3RV2021-4AA10	5930.-	3RV2121-4AA10	7230.-	3RV2321-4AC10	5510.-	3RV2421-4AA10	7230.-
	20	13 ... 20	3RV2021-4BA10	6505.-	3RV2121-4BA10	8075.-	3RV2321-4BC10	6340.-	3RV2421-4BA10	7605.-
	22	16 ... 22	3RV2021-4CA10		3RV2121-4CA10		3RV2321-4CC10		3RV2421-4CA10	12635.-
	25	18 ... 25	3RV2021-4DA10		3RV2121-4DA10		3RV2321-4DC10		3RV2421-4DA10	14120.-
	28	23 ... 28	3RV2021-4NA10	10965.-	3RV2121-4NA10	18145.-	3RV2321-4NC10	10560.-	-	-
	32	27 ... 32	3RV2021-4EA10	12535.-	3RV2121-4EA10	-	3RV2321-4EC10	12185.-	-	-
	36	30 ... 36	3RV2021-4PA10		-		3RV2321-4PC10		-	
40	34 ... 40	3RV2021-4FA10	-		3RV2321-4FC10		-			
			-				-			
S2	25	18 ... 25	3RV2031-4DA10	11795.-	3RV2131-4DA10	18685.-	3RV2331-4DC10	10870.-	3RV2431-4DA10	14545.-
	32	22 ... 32	3RV2031-4EA10		3RV2131-4EA10		3RV2331-4EC10		3RV2431-4EA10	17510.-
	36	28 ... 36	3RV2031-4PA10	12980.-	3RV2131-4PA10	20575.-	3RV2331-4PC10	12095.-	3RV2431-4PA10	19330.-
	40	32 ... 40	3RV2031-4UA10		3RV2131-4UA10		3RV2331-4UC10		3RV2431-4UA10	
	45	35 ... 45	3RV2031-4VA10	15850.-	3RV2131-4VA10	21615.-	3RV2331-4VC10	14985.-	3RV2431-4VA10	19690.-
	52	42 ... 52	3RV2031-4WA10		3RV2131-4WA10		3RV2331-4WC10		3RV2431-4WA10	
	59	49 ... 59	3RV2031-4XA10		16360.-		3RV2131-4XA10		23060.-	
	65	54 ... 65	3RV2031-4JA10	3RV2131-4JA10		3RV2331-4JC10	3RV2431-4JA10			
	73	62 ... 73	3RV2031-4KA10	17170.-		3RV2131-4KA10	24220.-	3RV2331-4KC10		15870.-
80	70 ... 80	3RV2031-4RA10	3RV2131-4RA10		3RV2331-4RC10	-				
S3	50	36 ... 50	3RV1041-4HA10	17635.-	3RV1142-4HA10	24025.-	3RV1341-4HC10	16290.-	-	-
	63	45 ... 63	3RV1041-4JA10	17635.-	3RV1142-4JA10	24025.-	3RV1341-4JC10	16290.-	-	-
	75	57 ... 75	3RV1041-4KA10	18515.-	3RV1142-4KA10	25230.-	3RV1341-4KC10	17115.-	-	-
	90	70 ... 90	3RV1041-4LA10		3RV1142-4LA10	25230.-	3RV1341-4LC10	17115.-	-	-
	100	80 ... 100	3RV1041-4MA10		3RV1142-4MA10	25230.-	3RV1341-4MC10	17115.-	-	-
S3	50	36 ... 50	3RV2041-4HA10	17025.-	3RV2142-4HA10	23195.-	3RV2341-4HC10	15725.-	-	-
	63	45 ... 63	3RV2041-4JA10		3RV2142-4JA10	23195.-	3RV2341-4JC10	15725.-	-	-
	75	57 ... 75	3RV2041-4KA10	17870.-	3RV2142-4KA10	24355.-	3RV2341-4KC10	16520.-	-	-
	84	65 ... 84	3RV2041-4RA10	17870.-	3RV2142-4RA10	24355.-	3RV2341-4RC10	16520.-	-	-
	93	75 ... 93	3RV2041-4YA10	17870.-	3RV2142-4YA10	24355.-	3RV2341-4YC10	16520.-	-	-
	100	80 ... 100	3RV2041-4MA10	17870.-	3RV2142-4MA10	24355.-	3RV2341-4MC10	16520.-	-	-

1) MPCB trips on SC and also on OL

2) MPCB trips on SC and opens contactor on OL

3) MPCB trips on SC

\* Spring type terminals are not available for relay function MPCB 3RV21

\* 3RV20 and 3RV23: For ordering spring type terminal please replace 11th digit from "1" to "2" (available upto 32A in S00 and S0 only)

Standard packing for all above products is 1 no.

**Class 10, without auxiliary switch, increased switching capacity (100KA), screw terminals**

MPCB Specifications			MPCB with Standard release <sup>1)</sup>		MPCB with "relay function" <sup>2)</sup>		MPCB with "Mag only" Release <sup>3)</sup>	
MPCB Size	MPCB rated current A	MPCB overload range A	Type	Unit LP ₹	Type	Unit LP ₹	Type	Unit LP ₹
S2	25	18 ... 25	3RV2032-4DA10	15155.-	-	-	3RV2332-4DC10	13050.-
	32	22 ... 32	3RV2032-4EA10	16410.-	-	-	3RV2332-4EC10	13050.-
	36	28 ... 36	3RV2032-4PA10	17665.-	-	-	3RV2332-4PC10	14510.-
	40	32 ... 40	3RV2032-4UA10	19110.-	-	-	3RV2332-4UC10	17970.-
	45	35 ... 45	3RV2032-4VA10	21040.-	-	-	3RV2332-4VC10	17970.-
	52	42 ... 52	3RV2032-4WA10	21435.-	-	-	3RV2332-4WC10	18130.-
	59	49 ... 59	3RV2032-4XA10	21625.-	-	-	3RV2332-4XC10	18130.-
	65	54 ... 65	3RV2032-4JA10	21625.-	-	-	3RV2332-4JC10	18130.-
S3	73	62 ... 73	3RV2032-4KA10	24325.-	-	-	3RV2332-4KC10	19045.-
	80	70 ... 80	3RV2032-4RA10	25875.-	-	-	3RV2332-4RC10	19045.-
	40	28 ... 40	3RV2042-4FA10	17335.-	3RV2142-4FA10	21955.-	3RV2342-4FC10	20260.-
	50	36 ... 50	3RV2042-4HA10	17335.-	3RV2142-4HA10	23195.-	3RV2342-4HC10	21505.-
	63	45 ... 63	3RV2042-4JA10	17335.-	3RV2142-4JA10	23195.-	3RV2342-4JC10	21505.-
	75	57 ... 75	3RV2042-4KA10	23055.-	3RV2142-4KA10	24355.-	3RV2342-4KC10	22580.-
	84	65 ... 84	3RV2042-4RA10	23055.-	3RV2142-4RA10	24355.-	3RV2342-4RC10	22580.-
	93	75 ... 93	3RV2042-4YA10	23055.-	3RV2142-4YA10	24355.-	3RV2342-4YC10	22580.-
	100	80 ... 100	3RV2042-4MA10	23055.-	3RV2142-4MA10	24355.-	3RV2342-4MC10	22580.-

**Class 20, without auxiliary switch, screw terminals**

MPCB Specifications					MPCB with Standard release <sup>1)</sup>		Std. pkg. (nos.)
MPCB Size	MPCB rated current A	MPCB overload range A	MPCB Short circuit setting A	Breaking capacity kA	Type <sup>1)</sup>	Unit LP ₹	
S2	14	9.5 ... 14	208	65	3RV2031-4SB10	14480.-	1
	17	12 ... 17	260	65	3RV2031-4TB10	14480.-	1
	20	14 ... 20	260	65	3RV2031-4BB10	14480.-	1
	25	18 ... 25	325	65	3RV2031-4DB10	16005.-	1
	32	22 ... 32	416	65	3RV2031-4EB10	17135.-	1
	36	28 ... 36	520	65	3RV2031-4PB10	18020.-	1
	40	32 ... 40	585	65	3RV2031-4UB10	18985.-	1
	45	35 ... 45	650	65	3RV2031-4VB10	20755.-	1
	52	42 ... 52	741	65	3RV2031-4WB10	21080.-	1
	59	49 ... 59	845	65	3RV2031-4XB10	21315.-	1
S3	65	54 ... 65	845	65	3RV2031-4JB10	21315.-	1
	40	28 ... 40	520	100	3RV2042-4FB10	23055.-	1
	50	36 ... 50	650	100	3RV2042-4HB10	23055.-	1
	63	45 ... 63	819	100	3RV2042-4JB10	23055.-	1
	75	57 ... 75	975	100	3RV2042-4KB10	23055.-	1
	84	65 ... 84	1170	100	3RV2042-4RB10	23055.-	1
	93	75 ... 93	1300	100	3RV2042-4YB10	23055.-	1
	100	80 ... 100	1300	100	3RV2042-4MB10	23055.-	1

1) MPCB trips on SC and also on OL      2) MPCB trips on SC and opens contactor on OL      3) MPCB trips on SC  
 Standard packing for all above products is 1 no.

**Circuit breaker size S00 for motor protection, Toggle Switch**

Rating	Type *	Unit LP ₹	Rating	Type *	Unit LP ₹
0.11...0.16	3RV1011-0AA10	3360.-	1.1...1.6	3RV1011-1AA10	3945.-
0.14 ... 0.2	3RV1011-0BA10	3360.-	1.4 ... 2	3RV1011-1BA10	4165.-
0.18...0.25	3RV1011-0CA10	3360.-	1.8...2.5	3RV1011-1CA10	4165.-
0.22 ... 0.32	3RV1011-0DA10	3550.-	2.2 ... 3	3RV1011-1DA10	4125.-
0.28...0.4	3RV1011-0EA10	3550.-	2.8...4	3RV1011-1EA10	4355.-
0.35 ... 0.5	3RV1011-0FA10	4125.-	3.5 ... 5	3RV1011-1FA10	4355.-
0.45...0.63	3RV1011-0GA10	4125.-	4.5 ... 6	3RV1011-1GA10	4355.-
0.55 ... 0.8	3RV1011-0HA10	4125.-	5.5 ... 8	3RV1011-1HA10	4355.-
0.7...1	3RV1011-0JA10	4125.-	7 ... 10	3RV1011-1JA10	4355.-
0.9 ... 1.25	3RV1011-0KA10	4150.-	9 ... 12	3RV1011-1KA10	4785.-

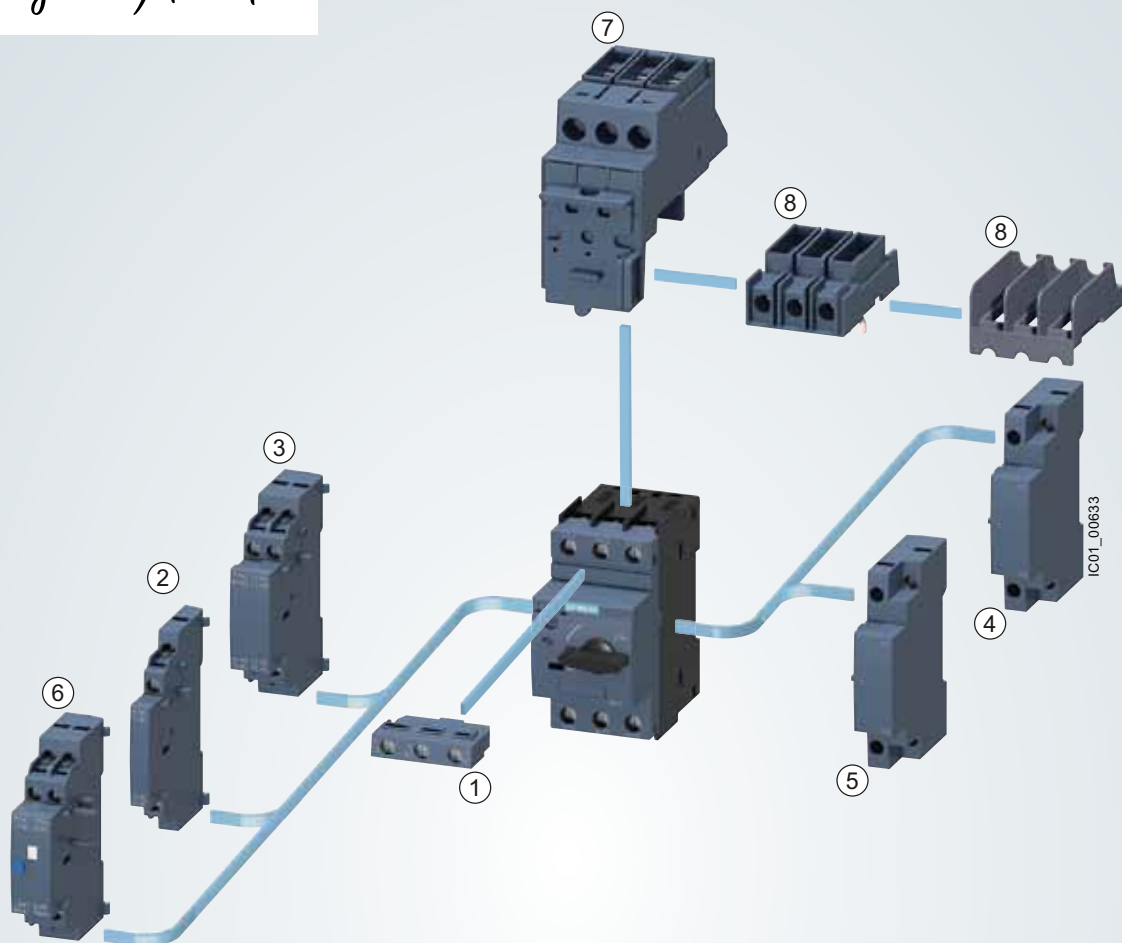


Standard packing for all above products is 1 no.  
 \* Use with accessories for 3RV2.



# SIEMENS

*Ingenuity for life*



## Accessories complimenting the application

### Mountable accessories

- ① Transverse auxiliary switch
- ② Lateral auxiliary switch with 2 contacts
- ③ Lateral auxiliary switch with 4 contacts
- ④ Shunt release (can not be used with 3RV21 motor starter protectors)
- ⑤ Undervoltage release without/with leading contacts (can not be used with 3RV21 motor starter protectors)
- ⑥ Signaling switch (can not be used with 3RV27 and 3RV28 circuit breakers)
- ⑦ Isolator module (can not be used with 3RV2.4, 3RV27 and 3RV28 circuit breakers)
- ⑧ Terminal block type E or phase barriers

## Accessories for 3RV2

### Mountable accessories

Type of accessory	Version	MPCB size	Type*	Unit LP ₹	Std. pkg. (nos.)
Transverse auxiliary switches With screw terminals, mountable on front	1 CO	S00 ... S3	3RV2901-1D#	595.-	1
	1 NO + 1 NC	S00 ... S3	3RV2901-1E	720.-	1
	2NO	S00 ... S3	3RV2901-1F	720.-	1
Transverse auxiliary switch for operation in dusty atmospheres and in solid-state circuits with low operating currents	1 CO	S00 ... S3	3RV2901-1G#	2360.-	1
Covers for transverse auxiliary switches		S00 ... S3	3RV2901-0H#	350.-	10
Lateral auxiliary switches with screw terminals mountable on the left	1 NO + 1 NC	S00 ... S3	3RV2901-1A	795.-	1
	2 NO		3RV2901-1B	795.-	1
	2 NC		3RV2901-1C	795.-	1
	2 NO + 2 NC		3RV2901-1J#	1350.-	1
Signaling switches ( Alarm contacts ) Mountable on the left side	Separate tripped and short-circuit alarms, 1 NO + 1 NC each	S00 ... S3	3RV2921-1M	1440.-	1
Isolator modules (for isolating individual MPCB)	Lockable in disconnected position	S00, S0	3RV2928-1A#	3100.-	1
		S2 (Up to 65A only)	3RV2938-1A#	3730.-	1

# Spring type terminals are not available for this accessory

\* For ordering with spring type terminals, please replace 8th digit from '1' to '2'

Type of accessory®	Version	MPCB size	Type*	Unit LP ₹	Std. pkg. (nos.)
Undervoltage trip units, Screw terminals	24 V DC	S00 ... S3	3RV2902-1AB4#	5700.-	1
	110 V AC 50Hz / 120 V AC 60Hz		3RV2902-1AF0#		1
	230 V AC 50Hz / 240 V AC 60Hz		3RV2902-1AP0		1
	400 V AC 50Hz / 440 V AC 60Hz		3RV2902-1AV0		1
Shunt trip units, Screw terminals	20...24V 50/60 Hz (100% ON period)	S00 ... S3	3RV2902-1DB0	2115.-	1
	20...70V 50/60Hz, DC (5s ON period)				3RV2902-1DF0
	90...110V 50/60 Hz (100% ON period)		3RV2902-1DP0		
	70...190V 50/60Hz, DC (5s ON period)				3RV2902-1DV0#
	210...240V 50/60 Hz (100% ON period)		3RV2902-1DV0#		
	190...330V 50/60Hz, DC (5s ON period)				3RV2902-1DV0#
	350...415V 50/60 Hz (100% ON period)		3RV2902-1DV0#		
	330...500V 50/60Hz, DC (5s ON period)				3RV2902-1DV0#

# Spring type terminals are not available for this accessory

\* For ordering with spring type terminals, please replace 8th digit from '1' to '2'

® One auxiliary release can be mounted on the right side. (does not apply to 3RV11 motor starter protectors with overload relay function)

## Accessories for 3RV1

### Mountable accessories

Type of accessory	Version	For MPCB size	Type*	Unit LP ₹	Std. pkg. (nos.)
Transverse auxiliary switches With screw terminals, mountable on front	1CO	S00 ... S3	3RV1901-1D#	595.-	1
	1 NO + 1 NC	S00 ... S3	3RV1901-1E	720.-	1
	2NO	S00 ... S3	3RV1901-1F	720.-	1
Transverse auxiliary switch for operation in dusty atmospheres and in solid-state circuits with low operating currents	1 CO	S00 ... S3	3RV1901-1G#	2490.-	1
Covers for transverse auxiliary switches		S00 ... S3	3RV1901-0H	340.-	10
Lateral auxiliary switches with screw terminals mountable on the left	1 NO + 1 NC	S00 ... S3	3RV1901-1A	795.-	1
	2 NO		3RV1901-1B	795.-	1
	2 NC		3RV1901-1C	795.-	1
	2 NO + 2 NC		3RV1901-1J#	1350.-	1
Signaling switches (Alarm contacts)®	Separate tripped and short-circuit alarms, 1 NO + 1 NC each	S0, S2, S3	3RV1921-1M#	1840.-	1
Isolator modules (for isolating individual MPCB)	Lockable in disconnected position	S2	3RV1938-1A#	4955.-	1

# Spring type terminals are not available for this accessory

\* 3RV19: For ordering with spring type terminals, please replace 8th digit from '1' to '2'

® One signaling switch can be mounted on the left per MPCB.

## Accessories for 3RV1

### Mountable accessories

Type of accessory	Version	For MPCB size	Type®	Unit LP ₹	Std. pkg. (nos.)
Undervoltage trip units, Screw terminals	24 V DC	S3	3RV1902-1AB4	6765.-	1
	110 V AC 50Hz / 120 V AC 60Hz	S3	3RV1902-1AF0		1
	230 V AC 50Hz / 240 V AC 60Hz	S3	3RV1902-1AP0		1
	400 V AC 50Hz / 440 V AC 60Hz	S3	3RV1902-1AV0		1
Shunt trip units, Screw terminals	20...24V 50/60 Hz (100% ON period)	S3	3RV1902-1DB0	2115.-	1
	20...70V 50/60Hz, DC (5s ON period)				1
	90...110V 50/60 Hz (100% ON period)	S3	3RV1902-1DF0		1
	70...190V 50/60Hz, DC (5s ON period)				1
	210...240V 50/60 Hz (100% ON period)	S3	3RV1902-1DP0		1
	190...330V 50/60Hz, DC (5s ON period)				1
	350...415V 50/60 Hz (100% ON period)	S3	3RV1902-1DV0		1
	330...500V 50/60Hz, DC (5s ON period)				1

@ One auxiliary release can be mounted on the right per motor starter protector (does not apply to 3RV11 motor starter protectors with overload relay function)

## Accessories for 3RV2 / 3RV1

### Fixing accessories

Type of accessory	Version	For MPCB size	Type*	Unit LP ₹	Std. pkg. (nos.)
Push-in lugs	For screwing the motor starter protector onto mounting plates. For each motor starter protector, 2 units are required.	For 3RV1: S00,S0	3RB1900-0B	20.-	(1 pack = 10 pcs)
Push-in lugs		For 3RV2: S00,S0	3RV2928-0B		(1 pack = 10 pcs)

### Enclosure With EMERGENCY STOP rotary operating mechanism, Lockable in 0 position

Degree of protection	Integrated terminals	Installation width (for switch + lateral auxiliary switch)	For MPCB size	Type*	Unit LP ₹	Std. pkg. (nos.)
IP55	N and PE	54 mm	S00, S0	3RV1923-1FA00	1395.-	1
		82 mm	S2	3RV1933-1GA00	4535.-	1

### Door-coupling rotary operating mechanism

Description	Size	Type	Unit LP ₹	Std. pkg. (nos.)
Door operating mechanism with door interlock, defeat facility, padlocking facility. Extension shaft 300mm (fixed coupler)	S00, S0	3RV19261B-Z®	2350.-	1
	S2	3RV19361B-Z®	2590.-	1
Breaker operating kit & front drive for size	S3\$	3RV19461B-Z®	3410.-	1
Front drive – fixed coupler (available as spare)	S00, S0, S2, S3	8UC626	860.-	1

@ One set available with breaker operator kit and 8UC front drive together

# MRP

\$ To use door-operating mechanism, on 3RV2 - Size S3, the knob attachment on breaker must be disassembled.

### Busbar accessories

Type of accessory	Version	Conductor cross-section			For MPCB size	Type	Unit LP ₹	Std. pkg. (nos.)
		Solid or stranded	Finely stranded with end sleeve	AWG cable, solid or stranded				
		mm <sup>2</sup>	mm <sup>2</sup>	AWG				
3-phase Infeed terminals	Connection from top	2.5...25	2.5...16	10 ... 4	3RV2 S00, S0	3RV2925-5AB	1080.-	1
		2 x (2.5 ... 50) <sup>2)</sup>	2 x (2.5 ... 35) <sup>2)</sup>	2 x (10.. 1/0) <sup>2)</sup>	3RV2 S2	3RV2935-5A	1215.-	1
		1 x (2.5 ... 70) <sup>2)</sup>	1 x (2.5 ... 50) <sup>2)</sup>	1 x (10 ... 2/0) <sup>2)</sup>				1
	Connection from bottom*	2.5...25	2.5...16	10 ... 4	3RV2 S00, S0	3RV2915-5B	1215.-	1
connection from bottom*	2.5...25	4...16	12 ... 4	3RV1 S00, S0	3RV1915-5B		1	



\* This terminal is connected in place of a switch, please take the space requirement into account.

2) If two different conductor cross-sections are connected to one clamping point, both cross-sections must be in the range specified.

## Accessories for 3RV2 / 3RV1

### Busbar accessories

Type of accessory <sup>1)</sup>	Modular spacing mm	Number of MPCBs that can be connected			Current rating at 690V A	For MPCB size *	Type	Unit LP ₹	Std. pkg. (nos.)
		Without lateral accessories	With lateral auxiliary switch	Incl. auxiliary release					
3-phase busbar system	45 <sup>3)</sup>	2	-	-	63	S00, S0	3RV1915-1AB	915.-	1
		3	-	-		S00, S0	3RV1915-1BB	915.-	1
		4	-	-		S00, S0	3RV1915-1CB	1305.-	1
		5	-	-		S00, S0	3RV1915-1DB	1475.-	1
	55 <sup>4)</sup>	-	2	-		S00, S0	3RV1915-2AB	875.-	1
		-	3	-		S00, S0	3RV1915-2BB	915.-	1
		-	4	-		S00, S0	3RV1915-2CB	1250.-	1
		-	5	-		S00, S0	3RV1915-2DB	1475.-	1
	63 <sup>5)</sup>	2			108	S2	3RV1935-1A	1350.-	1
		3					3RV1935-1B	1690.-	1
		4					3RV1935-1C	2070.-	1
	63 <sup>5)</sup>	-	-	2	63	S00, S0	3RV1915-3AB	1135.-	1
		-	-	4			S00, S0	3RV1915-3CB	1480.-
	75 <sup>5)</sup>	-	2	2	108	S2	3RV1935-3A	2070.-	1
		-	3	3			3RV1935-3B	1925.-	1
		-	4	4			3RV1935-3C	2725.-	1
Covers for connection tags (Touch protection for empty positions)						S00, S0	3RV1915-6AB	140.-	10
						S2	3RV1935-6A	250.-	5



- 1) Not suitable for 3RV21 MPCBs with overload relay function
  - 3) Auxiliary releases and lateral auxiliary switches cannot be used in combination.
  - 4) For 3RV2 MPCB with auxiliary switches 2 NO and 2 NC mounted on the left (9 mm wide).
  - 5) For 3RV2 MPCB with mounted accessories (18 mm wide). Auxiliary switches with 2 NO + 2 NC or signaling switch (mounted on the left) or with auxiliary release (mounted on the right).
- \* Approved for motor starter protectors size S0 , up to 32 A.

### Mounting accessories

Type of accessory	Version	For MPCB size	Type*	Unit LP ₹	Std. pkg. (nos.)
Scale covers, for covering the set current scale		3RV20, 3RV21, 3RV24: S00 ... S2	3RV2908-0P	75.-	10
Scale covers, for covering the set current scale		3RV1 S3	3RV1908-0P	75.-	10
Covers for devices with box terminals	2 units required per device (Main current level)	3RV2 S2	3RT2936-4EA2	160.-	1
		3RV1 S3	3RT1946-4EA2	470.-	1
Terminal covers For cable lug and busbar connection	2 units required per device	3RV1 S3	3RT1946-4EA1	650.-	1



# SIEMENS

*Ingenuity for life*



## Continuing the Legacy...

### 3VS Motor Protection Circuit Breakers

[www.siemens.co.in](http://www.siemens.co.in)

#### MPCBs for motor & plant protection

NEW

Overload release range A	Type (w/o aux. contact)	Unit LP ₹	Type (with 1NO+1NC)	Unit LP ₹	Std. pkg. (nos)
0.1 - 0.16	3VS1300-0MB00	3110.-	3VS1300-1MB00	3730.-	1
0.16 - 0.24	3VS1300-0MC00		3VS1300-1MC00		1
0.24 - 0.4	3VS1300-0MD00		3VS1300-1MD00		1
0.4 - 0.6	3VS1300-0ME00	3615.-	3VS1300-1ME00	4245.-	1
0.6 - 1	3VS1300-0MF00		3VS1300-1MF00		1
1 - 1.6	3VS1300-0MG00	3645.-	3VS1300-1MG00	4270.-	1
1.6 - 2.4	3VS1300-0MH00		3VS1300-1MH00		1
2 - 3.2	3VS1300-0NH00	3815.-	3VS1300-1NH00	4365.-	1
2.4 - 4	3VS1300-0MJ00		3VS1300-1MJ00		1
3.2 - 5	3VS1300-0NJ00		3VS1300-1NJ00		1
4 - 6	3VS1300-0MK00		3VS1300-1MK00		1
5 - 8	3VS1300-0NK00		3VS1300-1NK00		1
6 - 10	3VS1300-0ML00		3VS1300-1ML00		1
8 - 13	3VS1300-0NL00	4425.-	3VS1300-1NL00	4970.-	1
10 - 16	3VS1300-0MM00	4425.-	3VS1300-1MM00	4970.-	1
14 - 20	3VS1300-0MN00	4510.-	3VS1300-1MN00	5065.-	1
18 - 25	3VS1300-0MP00	5220.-	3VS1300-1MP00	5775.-	1
22 - 32	3VS1600-0MP00	10285.-	3VS1600-1MP00	10845.-	1
28 - 40	3VS1600-0MQ00	11035.-	3VS1600-1MQ00	11595.-	1
36 - 52	3VS1600-0MR00	11035.-	3VS1600-1MR00	11595.-	1

Accessories are common for 3VS & 3VU



## Motor protection circuit breakers - 3VU



### MPCBs for motor and plant protection

Overload release range A	Type (w/o aux. contact)	Unit LP ₹	Type (with 1NO+1NC)	Unit LP ₹	Std. pkg. (nos.)
0.1 - 0.16	3VU1340-0MB00	3515.-	3VU1340-1MB00	4215.-	1
0.16 - 0.24	3VU1340-0MC00		3VU1340-1MC00		1
0.24 - 0.4	3VU1340-0MD00		3VU1340-1MD00		1
0.4 - 0.6	3VU1340-0ME00	4085.-	■ 3VU1340-1ME00	4795.-	1
0.6 - 1	3VU1340-0MF00		■ 3VU1340-1MF00		1
1 - 1.6	3VU1340-0MG00	4120.-	■ 3VU1340-1MG00	4825.-	1
1.6 - 2.4	3VU1340-0MH00		■ 3VU1340-1MH00		1
2 - 3.2	3VU1340-0NH00	4310.-	■ 3VU1340-1NH00	4930.-	1
2.4 - 4	3VU1340-0MJ00		■ 3VU1340-1MJ00		1
3.2 - 5	3VU1340-0NJ00		■ 3VU1340-1NJ00		1
4 - 6	3VU1340-0MK00		■ 3VU1340-1MK00		1
5 - 8	3VU1340-0NK00		■ 3VU1340-1NK00		1
6 - 10	3VU1340-0NL00		■ 3VU1340-1NL00		1
					■ 3VU1340-1ML00

Overload release range A	Type (w/o aux. contact)	Unit LP ₹	Type (with 1NO+1NC)	Unit LP ₹	Std. pkg. (nos.)
8 - 13	3VU1340-0NL00	5000.-	■ 3VU1340-1NL00	5615.-	1
10 - 16	3VU1340-0MM00	5000.-	■ 3VU1340-1MM00	5615.-	1
14 - 20	3VU1340-0MN00	5095.-	■ 3VU1340-1MN00	5725.-	1
18 - 25	3VU1340-0MP00	5900.-	■ 3VU1340-1MP00	6525.-	1
6 - 10	3VU1640-0ML00	9565.-	■ 3VU1640-1ML00	10180.-	1
10 - 16	3VU1640-0MM00	9565.-	■ 3VU1640-1MM00	10180.-	1
16 - 25	3VU1640-0MN00	11620.-	■ 3VU1640-1MN00	12255.-	1
22 - 32	3VU1640-0MP00	11620.-	■ 3VU1640-1MP00	12255.-	1
28 - 40	3VU1640-0MQ00	12470.-	■ 3VU1640-1MQ00	13100.-	1
36 - 52	3VU1640-0MR00	12470.-	■ 3VU1640-1MR00	13100.-	1
45 - 63 <sup>#</sup>	3VU1640-0LS00	14825.-	3VU1640-1LS00	15465.-	1

# Circuit-breakers for plant protection

### 3TF-3VS/3VU Connector\*\*



MPCB		Contactor		Type of Connector	Unit LP ₹	Std. pkg. (nos.)
Type	Current	Type Rating	AC3 Current Rating			
3VS13/3VU13	0.16 to 20A	3TF30 / 31	9 / 12 A	3TS9001-8K	270.-	1
3VS13/3VU13	6 to 25A	3TF32 / 33	16 / 22A	3TS9002-8K	315.-	1

\*\* For more details refer page no. 38

### Circuit breakers with aux. 1NO+1NC, for fuse monitoring

Rated current In A	Overload release range A	Shortcircuit release setting A	Type	Unit LP ₹	Std. pkg. (nos.)
0.2	0.2	1.2	■ 3VU1340-1MS00	4215.-	1

### Circuit breakers with aux. 1NO+1NC, for line-side protection of transformers with high inrush current

Rated current In A	Overload release range A	Shortcircuit release setting A	Type	Unit LP ₹	Std. pkg. (nos.)
0.6	0.4 - 0.6	12	3VU1340-1TE00	6705.-	1
1	0.6 - 1	15	3VU1340-1TF00		1
1.6	1 - 1.6	29	3VU1340-1TG00		1
2.4	1.6 - 2.4	48	3VU1340-1TH00		1
4	2.4 - 4	72	3VU1340-1TJ00		1
6	4 - 6	120	3VU1340-1TK00		1
10	6 - 10	190	3VU1340-1TL00		1
16	10 - 16	300	3VU1340-1TM00		1
20	14 - 20	300	3VU1340-1TN00		1

## Common accessories for 3VS/3VU

Description	Version	Type	Unit LP ₹	Std. pkg. (nos.)
Add-on aux. block	1 NO + 1 NC	■ 3VU9131-3AA00	760.-	1
Short-circuit signaller	1 NO + 1 NC	■ 3VU9131-7AA00	895.-	1
Undervoltage release	230 V, 50 Hz	3VU9132-0AB15	2105.-	1
Shunt trip	230 V, 50 Hz 24 V, 50 Hz DC 110-240 V	3VU9132-0AB55		1
		3VU9132-0AB50		1
		3VU9132-0AB73	1	
Toggle padlocking device	Locking in Off pos	3VU9168-0KA00	565.-	1

Description	Version	Type	Unit LP ₹	Std. pkg. (nos.)
50 kA current limiter for 3VS13/3VU13 only	Rated current = 56 A aux contacts 1NO+1NC	3VU9138-2AB00	5895.-	1
Three-phase busbar for 3VS13/3VU13 only	In feed terminal (63 A)	3RV1925-5AB	1160.-	1
	busbars for 2 MPCBs	3VU9135-1AB02	845.-	1
	busbars for 3 MPCBs	3VU9135-1AB03	1020.-	1
	busbars for 4 MPCBs	3VU9135-1AB04	1305.-	1
	busbars for 5 MPCBs	3VU9135-1AB05	1470.-	1
Door operating mechanism with door interlock, defeat facility, padlocking facility, extension shaft 300mm	Breaker operating kit & front drive (fixed coupler) for 3VS13/3VU13 for 3VS16/3VU16	■ 3VU9133-Z® ■ 3VU9163-Z®	2305.- 2460.-	1 1
Front drive for 3VS & 3VU	Fixed coupler	■ 8UC616	760.- <sup>#</sup>	1

@ 1 set available with breaker operator kit and 8UC front drive together

# MRP

■ Stock items

Please order in multiples of standard packing.

LP - List Price



## Digital soft starters - SIRIUS 3RW30/40/44



### 3RW30

From 1.5 - 55 kW

- Compact design
- Integrated bypass contact system
- Soft start
- Innovative 2-phase "Polarity Balancing" operation



### 3RW40

From 5.5 - 250 kW

- Soft start, soft stop, adjustable current limit.
- Integrated bypass contact system
- Integrated microprocessor based overload relay with adjustable trip class 10/15/20.
- Intrinsic device protection to protect against thermal overloading of thyristors.
- Integrated state and fault monitoring
- Innovative 2-phase "Polarity Balancing" operation



### 3RW44

From 22 - 1200 kW

- Coated Circuit board for better withstanding in harsh environments
- Torque control, Adjustable current limiting
- Graphical display (LCD) with background illumination
- Optional communication modules (PROFINET/PROFIBUS DP)
- Programmable 4 inputs and 3 outputs.
- Integrated motor overload protection with adjustable trip class 5/10/15/20/30 and device self-protection
- Integrated bypass contact system
- Integrated state and fault monitoring
- Standard circuit (in-line) and inside-the-delta circuit
- Creep speed / inching mode / brake function

### 3RW30: for standard applications

Rated operating voltage U <sub>e</sub> , In line circuit V AC	Motor rating at 415V, 40°C, normal starting, in line circuit kW	Rated operating current I <sub>e</sub> (AC-53a) A (40°C/50°C/60°C)	Type	Unit LP ₹	Std. pkg. (nos)
200-480	1.5	3.6/3.3/3	3RW3013-1BB\$4	10185.-	1
200-480	3	6.5/6/5.5	3RW3014-1BB\$4	11820.-	1
200-480	4	9/8/7	3RW3016-1BB\$4	13545.-	1
200-480	5.5	12.5/12/11	3RW3017-1BB\$4	16045.-	1
200-480	7.5	17.6/17/14	3RW3018-1BB\$4	19315.-	1
200-480	11	25.3/23/21	3RW3026-1BB\$4	21330.-	1
200-480	15	32.2/29/26	3RW3027-1BB\$4	27865.-	1
200-480	18.5	38/34/31	3RW3028-1BB\$4	34785.-	1
200-480	22	45/42/39	3RW3036-1BB\$4	37855.-	1
200-480	30	65/58/53	3RW3037-1BB\$4	51495.-	1
200-480	37	72/62.1/60	3RW3038-1BB\$4	63410.-	1
200-480	45	80/73/66	3RW3046-1BB\$4	71095.-	1
200-480	55	106/98/90	3RW3047-1BB\$4	78780.-	1

\$ Order No. supplement for rated control supply voltage U<sub>s</sub>

• 24 V AC/DC 0

• 110 ... 230 V AC/DC

1

### 3RW40: for standard applications

Rated operating voltage U <sub>e</sub> , In line circuit V AC	Motor rating at 415V, 40°C, normal starting, in line circuit kW	Rated operating current I <sub>e</sub> (AC-53a) A (40°C/50°C/60°C)	Type	Unit LP ₹	Std. pkg. (nos)
200...480	5.5	12.5 / 11 / 10	3RW4024-1BB\$4	27520.-	1
200...480	11	25 / 23 / 21	3RW4026-1BB\$4	34000.-	1
200...480	15	32 / 29 / 26	3RW4027-1BB\$4	42115.-	1
200...480	18.5	38 / 34 / 31	3RW4028-1BB\$4	51825.-	1
200...480	22	45 / 42 / 39	3RW4036-1BB\$4	58760.-	1
200...480	30	63 / 58 / 53	3RW4037-1BB\$4	69400.-	1
200...480	37	72 / 62 / 60	3RW4038-1BB\$4	78650.-	1
200...480	45	80 / 73 / 66	3RW4046-1BB\$4	88675.-	1
200...480	55	106 / 98 / 90	3RW4047-1BB\$4	98710.-	1

\$ Control Voltage Code: 0 for 24V AC / DC; 1 for 110...230V AC / DC

For 3RW40 soft starters with thermistor protection in the above range please add ₹ 6800.- to above price and change the 9th digit in the type reference to 'T' from 'B'. (e.g. 3RW4024 1TB04). The 3RW40 soft starter with thermistor protection can be offered with 24 V AC/DC supply voltage only

Rated operating voltage U <sub>e</sub> , In line circuit V AC	Motor rating at 415V, 40°C, normal starting, in line circuit kW	Rated operating current I <sub>e</sub> (AC-53a) A (40°C/50°C/60°C)	Type	Unit LP ₹	Std. pkg. (nos)
200...460	75	134 / 117 / 100	3RW4055-6BB†4	131085.-	1
200...460	90	162 / 145 / 125	3RW4056-6BB†4	161935.-	1
200...460	132	230 / 205 / 180	3RW4073-6BB†4	185065.-	1
200...460	160	280 / 248 / 215	3RW4074-6BB†4	223625.-	1
200...460	200	356 / 315 / 280	3RW4075-6BB†4	246750.-	1
200...460	250	432 / 385 / 335	3RW4076-6BB†4	269890.-	1

† Control voltage code: 3 for 115V AC, 4 for 230V AC

**3RW44: for heavy duty applications**

Rated operating voltage U <sub>e</sub> , in line circuit V AC	Motor rating at 415V, 40°C, normal starting, (in line circuit) kW	Motor rating at 415V, 40°C, normal starting, (in delta circuit) kW	Rated operating current I <sub>e</sub> (AC-53a) A (40°C/50°C/60°C)	Type*	Unit LP ₹	Std. pkg. (nos)
200...460	15	22	29 / 26 / 23	3RW4422-1BC\$4	85345.-	1
200...460	18.5	30	36 / 32 / 29	3RW4423-1BC\$4	100590.-	1
200...460	22	45	47 / 42 / 37	3RW4424-1BC\$4	106685.-	1
200...460	30	55	57 / 51 / 45	3RW4425-1BC\$4	128015.-	1
200...460	37	75	77 / 68 / 59	3RW4426-1BC\$4	152405.-	1
200...460	45	90	98 / 82 / 72	3RW4427-1BC\$4	192020.-	1
200...460	55	110	113 / 100 / 88	3RW4434-6BC\$4	222505.-	1
200...460	75	132	134 / 117 / 100	3RW4435-6BC\$4	243850.-	1
200...460	90	160	162 / 145 / 125	3RW4436-6BC\$4	251705.-	1
200...460	110	200	203 / 180 / 156	3RW4443-6BC\$4	260205.-	1
200...460	132	250	250 / 215 / 185	3RW4444-6BC\$4	282505.-	1
200...460	160	315	313 / 280 / 250	3RW4445-6BC\$4	304800.-	1
200...460	200	355	356 / 315 / 280	3RW4446-6BC\$4	359665.-	1
200...460	250	400	432 / 385 / 335	3RW4447-6BC\$4	408895.-	1
230...460	315	560	551 / 494 / 438	3RW4453-6BC\$4	518165.-	1
230...460	355	630	615 / 551 / 489	3RW4454-6BC\$4	685810.-	1
230...460	400	710	693 / 615 / 551	3RW4455-6BC\$4	774205.-	1
230...460	450	800	780 / 693 / 615	3RW4456-6BC\$4	853450.-	1
230...460	500	900	880 / 780 / 693	3RW4457-6BC\$4	893075.-	1
230...460	560	1000	970 / 850 / 760	3RW4458-6BC\$4	966230.-	1
230...460	630	1100	1076 / 970 / 880	3RW4465-6BC\$4	1115585.-	1
230...460	710	1200	1214 / 1076 / 970	3RW4466-6BC\$4	1264945.-	1

**Accessories for 3RW44**

Description	Type	Unit LP ₹	Std. pkg. (nos.)
Software for PC interface	3ZS1313-4CC10-0YA5	5735.-	1
PC cable for PC/PG communication - USB connection	3UF79410AA00-0	9770.-	1
Profibus communication module	3RW49000KC00	19655.-	1
ProfiNET communication module	3RW49000NC00	33900.-	1
External display and operating module	3RW49000AC00	17855.-	1
- Connection cable for external display module (0.5 mtr - flat)	3UF79320AA00-0	1225.-	1
- Connection cable for external display module (1 mtr - round)	3UF79370BA00-0	3075.-	1
- Connection cable for external display module (2.5 mtr - round)	3UF79330BA00-0	3345.-	1

\* - For 3RW44 with operating voltage U<sub>e</sub> 400...600V AC: Change the last digit of MLFB from "4" to "5" and increase the standard operating voltage list price by 15%.

- For 3RW44 with operating voltage U<sub>e</sub> 400...690V AC: Change the last digit of MLFB from "4" to "6" and increase the standard operating voltage list price by 30%.

\$ Control voltage code: 3 for 115V AC, 4 for 230V AC

Note: Commissioning service is available at extra cost.

The Sirius 3RW30/40/44 soft starters are designed for normal starting conditions.

$$J_{load} < 10 \times J_{motor}$$

In the event of deviating conditions or higher switching frequency, it may be necessary to choose a larger unit.

Siemens recommends use of selection and simulation program **Simulation Tool for Soft Starters (STS)**.

Refer technical specifications for more details.


For more details, please visit: [www.siemens.com/softstarter](http://www.siemens.com/softstarter)





**SIEMENS**

*Ingenuity for life*



# Reinventing Soft Starters

SIRIUS 3RW5 soft starters



## Digital soft starters - SIRIUS 3RW52/55

### SIRIUS 3RW52-Standard Applications From 5.5 - 315kW

- Main Voltage: 200-480V & 200-600V
- Bypass System: Integrated (Hybrid technology)
- Controlled Phases: 3
- Connection Type: Standard & Inside Delta
- Control Voltage: 24V AC/DC & 110-250V AC
- Motor over load protection class: 10A, 10E, 20E
- Analog output: 0-10V & 4-20mA (Optional)
- Communication: Optional
- Protocol: PN-Std, PB, MB-TCP, PN-HF, ETH-IP, MB-RTU
- Operator Panel: Standard and High features HMI
- PCB Coating: All PCBs



Rated operating voltage Ue, in line circuit V AC	Motor rating at 415V, 40°C, normal starting, (in line circuit) kW	Motor rating at 415V, 40°C, normal starting, (in delta circuit) kW	Rated operating current Ie (AC-53a) A (40°C/50°C)	Type	Unit LP ₹	Std. pkg. (nos)
200...480	5.5	11	13/11.5	3RW5213-1AC\$4	56115.-	1
200...480	7.5	15	18/15.9	3RW5214-1AC\$4	62350.-	1
200...480	11	18.5	25/22.3	3RW5215-1AC\$4	71700.-	1
200...480	15	22	32/28.4	3RW5216-1AC\$4	75770.-	1
200...480	18.5	30	38/33.5	3RW5217-1AC\$4	89310.-	1
200...480	22	45	47/41.6	3RW5224-1AC\$4	94720.-	1
200...480	30	55	63/55.5	3RW5225-1AC\$4	113670.-	1
200...480	37	75	77/68	3RW5226-1AC\$4	135315.-	1
200...480	45	90	93/82.5	3RW5227-1AC\$4	170485.-	1
200...480	55	110	113/101	3RW5234-2AC\$4	197555.-	1
200...480	75	132	143/128	3RW5235-2AC\$4	216500.-	1
200...480	90	160	171/151	3RW5236-2AC\$4	223480.-	1
200...480	110	200	210/186	3RW5243-2AC\$4	231020.-	1
200...481	132	250	250/220	3RW5244-2AC\$4	250825.-	1
200...482	160	315	315/279	3RW5245-2AC\$4	270615.-	1
200...483	200	355	370/328	3RW5246-2AC\$4	319330.-	1
200...484	250	400	470/416	3RW5247-2AC\$4	363040.-	1
200...485	315	560	570/504	3RW5248-2AC\$4	460050.-	1

\* – For 3RW52 with operating voltage Ue 200...600V AC: Change the last digit of MLFB from “4” to “5” and increase the standard operating voltage list price by 15%.  
 – For 3RW52 with thermister motor protection Change the 8th digit of MLFB from “A” to “T”

\$ Control voltage code: 0 for 24V AC/DC, 1 for 110---250 V AC

Note: Commissioning service is available at extra cost.

In the event of deviating conditions or higher switching frequency, it may be necessary to choose a larger unit.

Siemens recommends use of selection and simulation program Simulation Tool for Soft Starters (STS).

Refer technical specifications for more details.

For more details, please visit: [www.siemens.com/softstarter](http://www.siemens.com/softstarter)

## Soft Starter selection made handy!

with few clicks on your mobile



**3RW55: for heavy duty and high end applications**  
**From 5.5 - 315 kW**

- Main Voltage: 200-480V & 200-690V
- Bypass System: Integrated (Hybrid technology)
- Controlled Phases: 3
- Connection Type: Standard & Inside Delta
- Control Voltage: 24V AC/DC & 110-250V AC
- Motor over load protection class: 5/10/15/20/30
- Analog output: 0-10V & 4-20mA (Optional)
- Communication: Optional
- Protocol: PN-Std, PB, MB-TCP, PN-HF, ETH-IP, MB-RTU
- Operator Panel: High features HMI
- PCB Coating: All PCBs
- With unique Autoparameterisation feature



Rated operating voltage U <sub>e</sub> , in line circuit V AC	Motor rating at 415V, 40°C, normal starting, (in line circuit) kW	Motor rating at 415V, 40°C, normal starting, (in delta circuit) kW	Rated operating current I <sub>e</sub> (AC-53a) A (40°C/50°C)	Type	Unit LP ₹	Std. pkg. (nos)
200...480	5.5	11	13/11.5	3RW5513-1HA\$4	65000.-	1
200...480	7.5	15	18/15.9	3RW5514-1HA\$4	69150.-	1
200...480	11	18.5	25/22.3	3RW5515-1HA\$4	81355.-	1
200...480	15	22	32/28.4	3RW5516-1HA\$4	95710.-	1
200...480	18.5	30	38/33.5	3RW5517-1HA\$4	112810.-	1
200...480	22	45	47/41.6	3RW5524-1HA\$4	119645.-	1
200...480	30	55	63/55.5	3RW5525-1HA\$4	143570.-	1
200...480	37	75	77/68	3RW5526-1HA\$4	170920.-	1
200...480	45	90	93/82.5	3RW5527-1HA\$4	215350.-	1
200...480	55	110	113/101	3RW5534-2HA\$4	249540.-	1
200...480	75	132	143/128	3RW5535-2HA\$4	273475.-	1
200...480	90	160	171/151	3RW5536-2HA\$4	282290.-	1
200...480	110	200	210/186	3RW5543-2HA\$4	291815.-	1
230...480	132	250	250/220	3RW5544-2HA\$4	316830.-	1
230...480	160	315	315/279	3RW5545-2HA\$4	341830.-	1
230...480	200	355	370/328	3RW5546-2HA\$4	403360.-	1
230...480	250	400	470/416	3RW5547-2HA\$4	458575.-	1
230...480	315	560	570/504	3RW5548-2HA\$4	581120.-	1

**Accessories for 3RW55/3RW52**

Description	Type	Unit LP ₹	Std. pkg. (nos.)
Profibus communication module	3RW5980-0CP00	31295.-	1
ProfiNET communication module	3RW5980-0CS00	35210.-	1
Modbus TCP	3RW5980-0CT00	31295.-	1
External display - Standard HMI	3RW5980-0HS00	10960.-	1
External display - High Featured HMI	3RW5980-0HF00	31660.-	1
- Connection cable for external display module (Door Mounting) (5 mtr - flat)	3RW5980-0HC60	7600.-	1
- Connection cable for external display module (0.1 mtr - flat)	3UF7931-0AA00-0	935.-	1
- Connection cable for external display module (0.5 mtr - flat)	3UF7932-0BA00-0	2790.-	1
- Connection cable for external display module (1 mtr - round)	3UF7937-0BA00-0	3075.-	1
- Connection cable for external display module (2.5 mtr - round)	3UF7933-0BA00-0	3345.-	1



\* - For 3RW55 with operating voltage U<sub>e</sub> 200...690V AC: Change the last digit of MLFB from "4" to "6" and increase the standard operating voltage list price by 30%.

\$ Control voltage code: 0 for 24V AC/DC, 1 for 115---250V AC

Note: Commissioning service is available at extra cost.

Siemens recommends use of selection and simulation program **Simulation Tool for Soft Starters (STS)**.

Refer technical specifications for more details.

For more details, please visit: [www.siemens.com/softstarter](http://www.siemens.com/softstarter)

## 3RM1 Compact Starters – DOL and RDOL



Start-up with a small footprint –  
**SIRIUS 3RM1 Motor Starter**  
 Multifunctional with a width of just 22.5mm

Rated operational voltage Ue	Description	Type	Unit LP ₹
48–500V	DOL, upto 0.12KW	3RM10011AA.4	19080.-
48–500V	DOL, 0.09 to 0.75KW	3RM10021AA.4	19080.-
48–500V	DOL, 0.55 to 3KW	3RM10071AA.4	19080.-
48–500V	RDOL, upto 0.12KW	3RM12011AA.4	20775.-
48–500V	RDOL, 0.09 to 0.75KW	3RM12021AA.4	20775.-
48–500V	RDOL, 0.55 to 3KW	3RM12071AA.4	20775.-

Enter code for coil voltage,50Hz ( 0 for 24V DC, 1 for AC 110–230V AC; 110V DC

## Spares

Description	Type	Unit MRP ₹
3-phase busbar for 2 3RM1	3RM19101AA	upon request
3-phase busbar for 3 3RM1	3RM19101BA	upon request
3-phase busbar for 5 3RM1	3RM19101DA	upon request
CAP for busbar of 3RM1	3RM19106AA	upon request
3-PHASE FEED-IN TERMINAL 3RM1	3RM19201AA	upon request



A man and a woman in traditional Indian attire stand in a lush green field. The man, wearing a white striped kurta and an orange turban, has a pickaxe on his shoulder and is pointing towards a large pipe that is pouring a thick stream of water. The woman, wearing a red sari, stands beside him, smiling. The background is a clear blue sky.

**SIEMENS**

*Ingenuity for life*

## Agriculture Starter complying to latest standards

Automatic Star Delta Starters IEC 60947-4-1:  
2012 Compliant

Direct-on-Line Starters ISI Marked-BIS Approved

[www.siemens.co.in](http://www.siemens.co.in)

Siemens switchgear. Tried, tested, trusted.

## DOL starters - 3TW



### Starter in S. S. housing, incl. birelay with SPP

Motor rating at 415V, 3ph, 50Hz		Type <sup>1)</sup> (DOL)	Relay range A	Unit MRP ₹	Std. pkg. (nos.)
HP	kW				
0.33	0.25	3TW72911A.64	0.63-1	2170.-	1
0.75	0.55	3TW72911A.66	1-1.6		1
1	0.75	3TW72911A.68	1.6-2.5		1
1.5	1.1	3TW72911A.69	2-3.2		1
2	1.5	3TW72911A.71	3.2-5		1
3	2.2	3TW72911A.72	4-6.3		1
5	3.7	3TW72911A.74	6.3-10		1
-	-	3TW72911A.75	8-12.5		1
7.5	5.5	3TW72911A.77	10-16		1
10	7.5	3TW72911A.78	12.5-20		2840.-

<sup>1)</sup> Enter code for coil voltage, 50Hz (B for 200-400V, W for 415V)

### Starter in S.S.housing (without birelay - to be ordered separately)

Motor rating at 415V, 3ph, 50Hz		Type <sup>2)</sup> (DOL)	Birelay (recommended)	Unit LP ₹	Std. pkg. (nos.)
HP	kW				
15	11	3TW0493-2AR0**	3UA52(16-25A)	5870.-	1
20	15	■ 3TW0494-2A..	3UA55 (20-32A)	7215.-	1
25	18.5	■ 3TW0495-2A..	3UA55 (25-36A)	8240.-	1
30	22	■ 3TW0496-2A..	3UA58 (32-50A)	10165.-	1
40	30	3TW0497-2A..	3UA58 (40-57A)	12960.-	1
50	37	3TW0498-2A..	3UA58 (57-70A)	16815.-	1
75	55	3TW0590-2A..	3UA5830 (85-105A)	23575.-	1

\* Only coil voltage of 415V 50Hz available



## Star-delta starters - 3TE

### Automatic starter in S.S. housing (without birelay)

Motor rating at 415V, 3ph, 50Hz		Type <sup>2)</sup> (ASD)	Unit LP ₹	Std. pkg. (nos.)
HP	kW			
30	22	3TE0494-2A...	21900.-	1
40	30	3TE0494-2A...	21900.-	1
50	37	3TE0495-2A...	30580.-	1
60	45	3TE0496-2A...	43385.-	1
75	55	3TE0497-2A...	53090.-	1
100	75	3TE0594-2AR0**†	75550.-	1
125	90	3TE0595-2AR0**†	77780.-	1
150	110	3TE0596-2AR0**†	78885.-	1
180	132	3TE0597-2AR0**†	84445.-	1

\*† Have in-built relay

<sup>2)</sup> Enter code for coil voltage, 50Hz ("R0" for 415V, "P0" for 230V)

### Automatic starter in S.S. housing, incl. birelay with SPP

Motor rating at 415V, 3ph, 50Hz		Type <sup>4)</sup> (ASD)	Relay range A	Unit MRP ₹	Std. pkg. (nos.)
HP	kW				
10	7.5	3TE72910AW74	6.3-10	9680.-	1
12.5	9.3	3TE72910A.75	8-12.5	10155.-	1
15	11	3TE72910A.77	10-16	10420.-	1
20	15	3TE72910A.78	12.5-20	12660.-	1
25	18.5	3TE72910A.79	16-25	14110.-	1

<sup>4)</sup> Enter code for coil voltage, 50Hz (B for 200-400V, W for 415V)

### Contactor & Birelay list for 3TE04/ 3TE05 type ASD starter

HP	KW	3TE04/ 3TE05 type starter	Contactor Line/ Delta	Contactor Star	Bi-relay †††
30	22	3TE0494-2A....	3TF34	3TF34	3UA55(16-25A)
40	30	3TE0494-2A....	3TF34	3TF34	3UA55(20-32A)
50	37	3TE0495-2A....	3TF35	3TF34	3UA55(32-40A)
60	45	3TE0496-2A....	3TF46	3TF34	3UA55(32-50A)
75	55	3TE0497-2A....	3TF47	3TF34	3UA55(40-57A)
100	75	3TE0594-2A....	3TF49	3TF47	3UA58(70-95A)
125	90	3TE0595-2A....	3TF50	3TF47	3UA58(70-95A)
150	110	3TE0596-2A....	3TF50	3TF50	3UA58(95-120A)
180	132	3TE0597-2A....	3TF51	3TF50	3UA62(115-180A)

††† 3TE05 have in-built birelay whereas 3TE04 doesn't have in-built birelay



## Spares for starters

### Spares for 3TW7 Starters

Description	Type	Unit MRP ₹	Std. pkg. (nos.)
Cotactor for 200-400V	3TS30-10-0AZ608K	940.-	1
Cotactor for 200-400V	3TS32-10-0AZ608K	1265.-	1
Cotactor for 415V	3TS30-10-0AR008K	940.-	1
Cotactor for 415V	3TS32-10-0AR008K	1110.-	1
Relay	3UW5102-##	1410.-	1
Coil for 200-400V	3TY7403-0AZ6	640.-	10
Coil for 415V	3TY7403-0AR0	640.-	10
1NO Contact block	3SB54200B	90.-	10
"ON" & "OFF" Push button	#	#	10
'Reset' actuator for HSD	3TX0204-1YR0	145.-	1

The spares shall be used with starters only.

# Contact Sales

### Code for 3UW51/52 relay range

Relay range	0.63-1	1-1.6	1.6-2.5	2-3.2	3.2-5	4-6.3	6.3-10	8-12.5	10-16	12.5-20	16-25
Code	0J	1A	1C	1D	1F	1G	1J	1K	2A	2B	2C

■ Stock items

Please order in multiples of standard packing.

### Spares for 3TE7 Starters

Description	Type	Unit MRP ₹	Std. pkg. (nos.)
Cotactor for 200-400V	3TS30-10-0AZ608K	940.-	1
Cotactor for 415V	3TS30-10-0AR008K	940.-	1
Cotactor for 200-400V	3TS32-10-0AZ608K	1265.-	1
Cotactor for 415V	3TS32-10-0AR008K	1110.-	1
Cotactor for 200-400V	3TS33-00-0AZ608K	1600.-	1
Cotactor for 415V	3TS33-00-0AR008K	1445.-	1
Relay	3UW5102-##	1410.-	1
Relay	3UW5202##	1580.-	1
Coil for 200-400V	3TY7403-0AZ6	640.-	10
Coil for 415V	3TY7403-0AR0	640.-	10
1NO Contact block	3SB54200B	90.-	10
"ON" & "OFF" Push button	#	#	10
Star Delta timer (230-400V)	3RP1576-1NP208K	2160.-	1
Star Delta timer (380-440V)	3RP1576-1NM208K	2160.-	1

### Spares for other starters

Description	Type	Unit LP ₹	Std. pkg. (nos.)
Main, aux contacts & spare coils	Refer page no. 37	-	-
On/Off actuators	■ 3SX1552-1YA	125.-	1
On/Off contact	■ 3SX1551-1YA	245.-	1
On/Off actuator for 3TE05 only	3SB5201-7EC01	315.-	1
Electronic Timer	3RP1576-1NM208K	2160.-	1
Accessory for independent mounting of 3UA58	3UX1421-0XA	545.-	1

† Enter code for coil voltage F0 (110V), P0 (230V), R0 (415V)

For replacing 3TF44 order 3TF3422 and for replacing 3TF45 order 3TF3522

# 1NO + 1NC

@ 2NO + 2NC

## Innovation Continues with range of communication capable Motor Starters!



ET200SP

3RA6
ET200S
M200D

MRP - Maximum Retail Price

LP - List Price

## Electronic timers - 3RP



Function	Time range	Input voltage		Type	Unit LP ₹	Std. pkg (nos.)
		AC (50/60Hz)	DC			
On-delay with 1C/O contacts	0.5 – 10 sec	24/100-127 24/200-240	24 24	■ 3RP1511-1AQ308K ■ 3RP1511-1AP308K	1990.-	1 1
	5 – 100 sec	24/100-127 24/200-240	24 24	■ 3RP1513-1AQ308K ■ 3RP1513-1AP308K	2000.-	1 1
	0.05 sec to 100 Hrs. (15 time setting ranges)	24/100-127 24/200-240	24 24	■ 3RP1525-1AQ308K ■ 3RP1525-1AP308K	2930.-	1 1
		24 to 240	24 to 240	■ 3RP1525-1BW308K#	3955.-	1
Off-delay with 1C/O contacts	0.5 – 10 sec	24/100-127 24/200-240	24 24	■ 3RP1531-1AQ308K ■ 3RP1531-1AP308K	2640.-	1 1
	5 – 100 sec	24/100-127 24/200-240	24 24	■ 3RP1533-1AQ308K ■ 3RP1533-1AP308K	2680.-	1 1
Multi-function with 1C/O contacts	0.05 sec to 100 Hrs. (15 time setting ranges)	24 - 240	24 - 240	■ 3RP1505-1AW308K	4075.-	1
	Label set - 8 functions (On delay, Off delay, On+Off delay, flashing, pulse make contact, pulse break contact, pulse shaping and additive ON delay)			3RP1901-0A8K*	815.- <sup>5</sup>	1 pack
Star-Delta 1NO inst & 1NO delayed	1 – 20 sec	200-240 / 380-440V AC		3RP1574-1NM208K	2070.-	1
	3 – 60 sec	24/100-127	24	■ 3RP1576-1NQ308K	2105.-	1
		24/200-240	24	■ 3RP1576-1NP308K	2105.-	1
			200-240/380-440V AC		■ 3RP1576-1NM208K	2160.-
		230-400V AC		■ 3RP1576-1NP208K	2160.-	1
Push-in lug (for mounting 3RP timer with screws)				3RP19038K (1 pack = 10 pcs)	170.- <sup>5</sup>	1 pack

# with 2C/O contacts      \$ Price per pack      \* 1 pack consists of 1 label set

## 3RR2 Current monitoring relays

The relays can be installed as a stand-alone unit using the suitable terminal bracket.



### Screw Terminals

Size of relay / contactor	Set current value of the inverse-time delayed overload release A	Supply voltage	Type*	Unit LP ₹	Std. pkg. (nos.)
<b>Basic Version</b>					
S00	1.6...16	24V AC/DC	3RR2141-1AA30	9975.-	1
	1.6...16	24...240V AC/DC	3RR2141-1AW30	11095.-	1
S0	4 ... 40	24V AC/DC	3RR2142-1AA30	12600.-	1
	4 ... 40	24...240V AC/DC	3RR2142-1AW30	13650.-	1

Size of relay / contactor	Set current value of the inverse-time delayed overload release A	Supply voltage	Type*	Unit LP ₹	Std. pkg. (nos.)
<b>Standard Version</b>					
S00	1.6...16	24V AC/DC	3RR2241-1FA30	20345.-	1
	1.6...16	24...240V AC/DC	3RR2241-1FW30	22195.-	1
S0	4 ... 40	24V AC/DC	3RR2242-1FA30	24055.-	1
	4 ... 40	24...240V AC/DC	3RR2242-1FW30	25910.-	1

For ordering terminal bracket for stand alone installation please refer page no. 43

\*For ordering current monitoring relay 3RR with spring type terminals, please replace 8th digit from '1' to '2'

## Line monitoring relays - 3UG

Phase Sequence	Phase Failure	Phase Imbalance	Under Voltage	Over Voltage	Delay times	Display	Contacts	Line Supply Voltage	Type	Unit LP ₹	Std. pkg. (nos.)
Yes	Yes	10%	-	-	-	-	1 CO	160-690V	3UG4512-1AR20	9555.-	1
Yes	Yes	20%	160-690V	-	Off delay 0.1-20 s	-	2 CO	160-690V	3UG4513-1BR20	12550.-	1
Yes	Yes	Yes	160-690V	160-690V	Off delay 0.1-20 s	Yes	2 CO	160-690V	3UG4615-1CR20	18175.-	1

## 3UG Monitoring Relays for Electrical and Additional Measurements

Hysteresis	Function	Version of Auxiliary Contacts	Control supply voltage Us <sup>1)</sup>	Type	Unit LP ₹	Std. pkg. (nos.)
		CO	V AC			
--	Phase Sequence Monitoring 3 Phase	1	360...520	3UG4511-1AP20	9450.-	1
		2		3UG4511-1BP20	10835.-	1
--	Monitoring of phase sequence, phase failure and phase unbalance	2	160...690	3UG4512-1BR20	12085.-	1
Adjustable 1-20V	Digital Monitoring Relay, phase sequence, phase & N conductor failure (90...400 w.r.t. N), overvoltage and undervoltage (Tripping delay 1-20) <sup>2)</sup>	2 <sup>2)</sup>	90...400 w.r.t. N	3UG4616-1CR20	21510.-	1
p.f. 0.1 & active current I <sub>res</sub> 0.1...2.0A	Digital Power factor and active current monitoring (p.f. range 0.1 to 0.99 & active current I <sub>res</sub> 0.2-10A) ON-delay 0-99s, OFF-delay 0.1-20s)	2	90...690	3UG4641-1CS20	21510.-	1
0.1...150V	Digital Voltage Monitoring Relay range 17 to 275V AC/DC spikedelay 0.1 to 20 sec	1	Self Powered	3UG4633-1AL30	16470.-	1
0.1...300V	Digital Voltage Monitoring Relay range 10...600V AC/DC, Delay 0.1..20sec	1	24...240V AC/DC	3UG4632-1AW30	17260.-	1
--	#Level Monitoring Relay sensitivity 2KΩ to 200KΩ. Tripping delay 0.1...10sec	1	24...240V AC/DC	3UG4501-1AW30	11680.-	1
--	#Wire electrode for Level Monitoring Relay, 500 MM long, with teflon insulation			3UG3207-3A	11265.-	1

1) Absolute limit values

2) 1 CO Contact each and 1 tripping delay time each for U<sub>min</sub> and U<sub>max</sub>.

3) LSB: Smallest adjustable value, transformer-dependent, ≤ 1 % of I<sub>Δn</sub>.

# Level monitoring relays must be orderd along with electrodes, for different level controls varity of electrodes are available, for more details refer IC10.

## Thermistor motor protection relay - 3RN2

Type of Thermistor	Reset	Contacts	Control Supply voltage	Type	Unit LP ₹	Std. pkg. (nos.)
PTC type A	Auto	1CO	24V-240V AC/DC	3RN2000-1AW30	5775.-	1

## Insulation monitoring relay -3UG

Measuring Range U <sub>e</sub> kΩ	Function	Rated control supply voltage U <sub>s</sub> V	Type	Unit LP ₹	Std. pkg. (nos.)
1-110	Insulation monitors for ungrounded AC networks	24-240 AC/DC	3UG4581-1AW30	25630.-	1
		0 ... 250 AC	3UG4582-1AW30	32825.-	1
1-110	Insulation monitors for ungrounded DC & AC networks	0 ... 400 AC, 0 ... 600 DC <sup>1)</sup>	3UG4583-1CW30	47250.-	1
	Voltage reducer modules	Extending the mains voltage range to max. 690 V AC and 1000 V DC	3UG4983-1A	43830.-	1
	Sealable, transparent covers	For 3UG45 81, 3UG45 82	3UG4981-0C	1425.-	1
		For 3UG45 83	3UG4983-0C	1460.-	1

1) With 3UG49 83-1A voltage reducer module suitable also for the insulation monitoring of IT networks up to 690 V AC and 1000 V DC.



## Timing and Monitoring Relays



### Features and Benefits

- Two sizes for the entire range 17.5mm & 35mm width
- The entire range is suitable for DIN rail mounting
- Variant with digital display
- Auto / Manual reset



Relay	MLFB	Phase failure protection	Imbalance protection	Phase reversal protection	Under voltage protection	Over voltage protection	Under freq protection	Over freq protection	Other parameters
Line monitoring relay	7UG0 712	✓	✓	✓					
	7UG0 818	✓	✓	✓	✓	✓	✓	✓	
Voltage Monitoring relay	7UG0 753	✓		✓	✓	✓			
Current Monitoring relay	7UG0 82	✓	✓						Under-current and over-current protection
	7UG0 83	✓	✓						Under-current and over-current protection
Earth leakage relay	7UG0 84								Earth leakage protection
Earth fault monitoring relay	7UG0 86								Earth fault protection
Temperature controller (TC)	7UG0 48								Monitors temperature, input sensor TC/RTD
Water level controller relay	7UG08 85 <b>NEW</b>								Monitors and controls liquid level (conductive)
Thermistor protection relay	7UG08 81 <b>NEW</b>								Sensor input: Positive coefficient thermistor (PTC)
Speed monitoring relay	7UG05 83 <b>NEW</b>								Over/under speed protection

## 7UG0 monitoring relays

Description	Type	Unit LP ₹	Std. pkg. (nos.)	
Line monitoring relay	Self powered 3Ph-3W	7UG0712-1AA20	1115.-	1
	Self powered 3Ph-3W, 3Ph-4W	7UG0818-1CA20	2510.-	1
Voltage Monitoring relay	Self powered 3Ph-3W	7UG0753-1AA20	1905.-	1
Current Monitoring relay	110 V AC 1Ph-2W	7UG0821-1AB20	3240.-	1
	230 V AC 1Ph-2W	7UG0822-1AD20	3085.-	1
	110 V AC 1Ph-2W, 3Ph-3W, 3Ph-4W	7UG0831-1AB20	3945.-	1
	230 V AC 1Ph-2W, 3Ph-3W, 3Ph-4W	7UG0832-1AD20	3750.-	1
Earth leakage relay	110 V AC 1Ph-2W, 3Ph-3W, 3Ph-4W	7UG0841-1CB20	4010.-	1
	230 V AC 1Ph-2W, 3Ph-3W, 3Ph-4W	7UG0842-1CD20	4050.-	1
CBCT for ELR	35mm	7UG09-96	1475.-	1
	70mm	7UG09-97	1715.-	1
	120mm	7UG09-99	2835.-	1
	210mm	7UG0 994*	4960.-	1
	310mm	7UG0 995*	7715.-	1
Earth Fault monitoring relay	1 Ph-2W, 3Ph-3W, 3Ph-4W	7UG0861-1BU20	4145.-	1
CBCT for EFR: 160 frame	Core Balance CT 160 frame, 3P	7UG09910	1485.-	1
	Core Balance CT 160 frame, 4P	7UG09911	1690.-	1
CBCT for EFR: 250 frame	Core Balance CT 250 frame, 3P	7UG09912	1795.-	1
	Core Balance CT 250 frame, 4P	7UG09913	2115.-	1
CBCT for EFR: 630 frame	Core Balance CT 630 frame, 3P	7UG09914	2645.-	1
	Core Balance CT 630 frame, 4P	7UG09915	2855.-	1
Automatic Power factor correction relay (APFC relay)	8 Stage with LCD display	7UG0571-1FT20	14375.-	1
	12 Stage with LCD display	7UG0572-1GT20	15165.-	1
	12 stage with LED display	7UG0572-1GT21	9545.-	1
Temperature controlling relay	PID/ON-OFF Control suitable for PTC/RTD inputs CO + SSR output	7UG0 480-1IU20	3150.-	1
Water level controller relay	110-240V AC/DC Single tank (suction or filling) or dual tank (suction and filling) monitoring	7UG0885-1JU20 <b>NEW</b>	1545.-	1
Sensor for water level controller relay	Pack of 3 sensor	7UG0985-0YY00 <b>NEW</b>	485.-	1
Thermistor protection relay	110-240V AC/DC	7UG0881-1BU20 <b>NEW</b>	1820.-	1
Speed monitoring relay	110-240V AC/DC	7UG0583-1CU20 <b>NEW</b>	5720.-	1

## 7PV0 timers

Description	Type	Unit LP ₹	Std. pkg. (nos.)	
ON delay timer	230V AC	7PV0712-1AD20	1155.-	1
Multifunction timer with digital display	20-240V AC/DC 15 functions	7PV0732-1AV20	2225.-	1
Multifunction timer - analog	20-240V AC / 12--240V DC 10 functions	7PV0723-1AZ20	1515.-	1

Note: \* Non RoHS and CE



## Plug-in-relay - 7RQ



### Features and Benefits

- LED status indicator as a standard feature - allows personnel to see the relay status in dark conditions
- Mechanical indicators - allow personnel to see relay status under normal light or bright conditions
- Easy grip cover - adds to the ease of removing the relay from the socket
- Removable I.D. (identification) label- allows for easy identification
- Wide operating voltage range
- DIN rail / PCB mounting – Quick & Easy Installation



Relay	Standard Features	Control supply voltage* (V)	Type	Unit LP ₹	Std. pkg. (nos.)	
<b>1CO</b>						
	6A 5 pin	• Mechanical Flag • LED indicator • Free wheeling diode	DC	24	7RQ0100-0AC00	215.- 10
				48	7RQ0100-0AD00	295.- 10
				110	7RQ0100-0AE00	415.- 10
		• Mechanical Flag • LED indicator	AC	24	7RQ0100-0AM10	265.- 10
				48	7RQ0100-0AN10	415.- 10
				110	7RQ0100-0AP10	430.- 10
			230	7RQ0100-0AR10	460.- 10	
<b>2CO</b>						
	6A 8 pin	• Mechanical Flag • LED indicator • Free wheeling diode	DC	24	7RQ0100-0BC00	325.- 10
				48	7RQ0100-0BD00	410.- 10
				110	7RQ0100-0BE00	435.- 10
		• Mechanical Flag • LED indicator	AC	24	7RQ0100-0BM10	395.- 10
				48	7RQ0100-0BN10	435.- 10
				110	7RQ0100-0BP10	445.- 10
			230	7RQ0100-0BR10	470.- 10	
<b>2CO</b>						
	10A 8 pin	• LED indicator	DC	24	7RQ0110-0BC00	435.- 10
				48	7RQ0110-0BD00	490.- 10
				110	7RQ0110-0BE00	550.- 10
		• LED indicator	AC	24	7RQ0110-0BM00	500.- 10
				48	7RQ0110-0BN00	560.- 10
				110	7RQ0110-0BP00	550.- 10
			230	7RQ0110-0BR00	610.- 10	
<b>3CO</b>						
	10A 11 pin	• LED indicator	DC	24	7RQ0100-0CC00	530.- 10
				48	7RQ0100-0CD00	560.- 10
				110	7RQ0100-0CE00	650.- 10
		• LED indicator	AC	24	7RQ0100-0CM00	560.- 10
				48	7RQ0100-0CN00	595.- 10
				110	7RQ0100-0CP00	645.- 10
			230	7RQ0100-0CR00	650.- 10	
<b>4CO</b>						
	5A 14 pin	• LED indicator	DC	24	7RQ0100-0DC00	460.- 10
				48	7RQ0100-0DD00	485.- 10
				110	7RQ0100-0DE00	590.- 10
		• LED indicator	AC	24	7RQ0100-0DM00	490.- 10
				48	7RQ0100-0DN00	525.- 10
				110	7RQ0100-0DP00	595.- 10
			230	7RQ0100-0DR00	630.- 10	

\* Control supply voltage available upon request: 6V & 12V in AC / DC  
115 V AC

Socket	Standard Features	Type	Unit LP ₹	Std. pkg. (nos.)
<b>1CO</b>				
10A 	PCB mounted	7RQ0202-1AX00	70.-	10
	Din rail mounting	7RQ0201-1AX00	130.-	10
<b>2CO</b>				
6A 	PCB mounted	7RQ0202-1BX00	80.-	10
	Din rail mounting	7RQ0201-1BX00	200.-	10
<b>2CO</b>				
10A 	PCB mounted	7RQ0212-1BX00	95.-	10
	Din rail mounting	7RQ0211-1BX00	225.-	10
<b>3CO</b>				
10A 	Din rail mounting	7RQ0201-1CX00	330.-	10
<b>4CO</b>				
7A 	PCB mounted	7RQ0202-1DX00	130.-	10
	Din rail mounting	7RQ0201-1DX00	235.-	10



A close-up photograph of a Siemens SIRIUS ACT terminal block. The device is mounted on a grey metal surface that is wet with water droplets. The terminal block features four large, square buttons with white symbols: a vertical line, a horizontal line, a circle, and a square. A white, dome-shaped terminal cap is attached to the top right. The background is dark and out of focus.

**SIEMENS**

*Ingenuity for life*

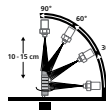
## SIRIUS ACT – Performance in Action

- **Modern Design** - Elegant product design and high-quality material – as a distinguishing system design feature
- **Easy to Use** - From configuration to installation, SIRIUS ACT takes the concept of sophistication in simplicity to the next level
- **Extremely Rugged** - Reliable. Especially when things get rough. IP69K is our new standard.
- **Flexible Communication** - Whether standard wiring or direct connection to the controller – SIRIUS ACT offers flexibility via AS-i, IO-Link and Profinet.

[www.siemens.com/SIRIUS-Act](http://www.siemens.com/SIRIUS-Act)

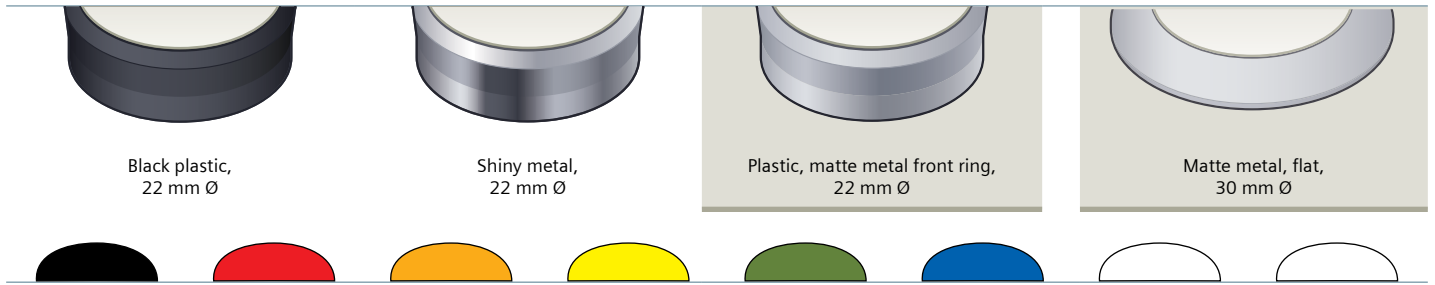
# An overview of the variety

## Body design lines and button colors



## SIRIUS ACT products with standard IP69k.

IP69k is the highest achievable rating and guarantees totally protection against dust, as well as high pressure, high temperature jets of water from multiple directions.



### Push buttons

Push button mom. cont./latching	Push button raised	Push button raised front ring	Push button extended stroke	Sensor switch
Stop button	Mushroom push button, mom. contact/latching, pull to unlatch	Twin push button	Mushroom push button, mom. contact/latching	

### Emergency stop

Mushroom push button w. mech. position indicator	Mushroom push button, rot. to unl. 30, 40, 60 mm
Mushroom push button, illuminated	Mushroom push button, with lock release key

### Selector switches

Rotary knob, 4 positions	Potentiometer	Toggle switch	Selector, short handle	Selector, long handle	Coordinate switch

### Key-operated switches

ID key-operated switch	CES, BKS, IKON	O.M.R.	RONIS

### Indicators

Indicator light, dual LED	Acoustic signaling device

### Accessories

Protective collar	Label holder	PCB holder	Protective cap
Locking device	Sealing plug	Backing plate	

























### Enclosures

Palm push button	Enclosure 1, 2, 3, 4, 6 command points

New products in the range

## A small selection of high demand models

NEW

Description	Plastic			Metal Matte			Metal			Colour
	Type	Unit LP ₹		Type	Unit LP ₹		Type	Unit LP ₹		
Pushbutton, 22 mm, round, flat momentary contact type	 3SU1000-0AB_0-0AA0 ↑ Colour	465.-	 3SU1030-0AB_0-0AA0 ↑ Colour	535.-	 3SU1050-0AB_0-0AA0 ↑ Colour	600.-	1 ● Black 2 ● Red 3 ● Yellow 4 ● Green 5 ● Blue 6 ○ White 7 ○ Clear 8 ○ Gray			
Illuminated pushbutton, 22 mm, round, flat momentary contact type	 3SU1001-0AB_0-0AA0 ↑ Colour	640.-	 3SU1031-0AB_0-0AA0 ↑ Colour	685.-	 3SU1051-0AB_0-0AA0 ↑ Colour	725.-	0 ● Amber 2 ● Red 3 ● Yellow 4 ● Green 5 ● Blue 6 ○ White 7 ○ Clear			
Selector switch, 2 Position, illuminable, 22 mm, round, plastic, O-I, latching, actuating angle 90°, 10:30h/13:30h	 3SU1002-2BF_0-0AA0 ↑ Colour	1000.-	 3SU1032-2BF_0-0AA0 ↑ Colour	1060.-	 3SU1052-2BF_0-0AA0 ↑ Colour	1115.-	1 ● Black 2 ● Red 3 ● Yellow 4 ● Green 5 ● Blue 6 ○ White			
Selector switch, 3 position, illuminable, 22 mm, round switch positions I-O-II, latching, actuating angle 2x45°, 10:30h/12h/13:30h	 3SU1002-2BL_0-0AA0 ↑ Colour	1000.-	 3SU1032-2BL_0-0AA0 ↑ Colour	1060.-	 3SU1052-2BL_0-0AA0 ↑ Colour	1115.-	1 ● Black 2 ● Red 3 ● Yellow 4 ● Green 5 ● Blue 6 ○ White			
RONIS key-operated switch, 2 switch positions O-I, latching, actuating angle 90°	 3SU1000-4BF01-0AA0	2450.-	 3SU1030-4BF01-0AA0	2540.-	 3SU1050-4BF01-0AA0	2660.-				
RONIS key-operated switch, 3 switch positions I-O-II, latching, actuating angle 2x45°	 3SU1000-4BL01-0AA0	2585.-	 3SU1030-4BL01-0AA0	2700.-	 3SU1050-4BL01-0AA0	2805.-				
EMERGENCY STOP mushroom pushbutton, 22 mm, round, red, 40 mm, positive latching, rotate-to-unlatch	 3SU1000-1HB20-0AA0	1950.-			 3SU1050-1HB20-0AA0	2140.-				
EMERGENCY STOP mushroom pushbutton, illuminable, 22 mm, round, red, 40 mm, positive latching, rotate-to-unlatch	 3SU1001-1HB20-0AA0	2040.-			 3SU1051-1HB20-0AA0	2375.-				
Twin pushbutton, 22 mm, round, green: I, red: O, pushbuttons, flat and raised	 3SU1000-3BB42-0AK0	1040.-	 3SU1030-3BB42-0AK0	1150.-	 3SU1050-3BB42-0AK0	1265.-				
Indicator lights, 22 mm, round, lens, smooth	 3SU1001-6AA_0-0AA0 ↑ Colour	375.-			 3SU1051-6AA_0-0AA0 ↑ Colour	435.-	0 ● Amber 2 ● Red 3 ● Yellow 4 ● Green 5 ● Blue 6 ○ White 7 ○ Clear			
<b>⊕</b> (Description)	Type	Unit LP ₹			Type	Unit LP ₹				
Holder Holder needs to be selected along with individual Actuating and Signalling Elements	 3SU1500-0AA10-0AA0	185.-			 3SU1550-0AA10-0AA0	205.-				

Description	Type	Unit LP ₹
1NO	3SU1400-1AA10-1BA0	470.-
1NC	3SU1400-1AA10-1CA0	470.-
1NO+1NC	3SU1400-1AA10-1FA0	780.-
2NO	3SU1400-1AA10-1DA0	1075.-
2NC	3SU1400-1AA10-1EA0	1075.-

Description	Type	Unit LP ₹	Colour
24V AC/DC	3SU1401-1BB_0-1AA0	725.-	0 ● Amber
110V AC	3SU1401-1BC_0-1AA0	1290.-	2 ● Red
230V AC	3SU1401-1BF_0-1AA0	1290.-	3 ● Yellow
6 ... 24 V AC/DC	3SU1401-1BG_0-1AA0	875.-	4 ● Green
24 ... 240V AC/DC	3SU1401-1BH_0-1AA0 ↑ Colour	1560.-	5 ● Blue 6 ○ White














**SIRIUS ACT**  
 Innovative Technology...  
 Simple Installations...

**NEW**

## SIRIUS ACT with PROFINET

SIRIUS ACT with PROFINET connects pushbuttons and indicator lights directly via PROFINET to the controller and HMI devices – including with safety functions

Description		Type	Unit LP ₹				
<b>Push Button and Signalling Devices</b>							
Multiple version available		3SU10_ _ - _ _ _ - _ _ _ _	Refer Pg 72				
Holder Holder needs to be selected along with individual Actuating and Signalling Elements	Plastic	3SU1500-0AA10-0AA0	185.-				
	Metal	3SU1550-0AA10-0AA0	205.-				
<b>Profinet Interface Modules</b>							
Standard IM, 24 V DC 1 ... 20 terminal modules can be connected		3SU1400-1LK10-1AA1	22245.-				
		Fail Safe IM F, 24 V DC 1 ... 20 terminal modules can be connected	3SU1400-1LL10-1BA1	34755.-			
<b>Profinet Terminal Modules</b>							
				2 Contacts	2 Contacts with LED	LED	Colour
With 2 contacts		3SU1400-1MA10-1BA1	3550.-				0  Amber
With 2 contacts and integrated LED	3SU1401-1MC_0-1CA1 ↑ Colour	3710.-	2  Red				
			3  Yellow				
With integrated LED	3SU1401-1ME_0-1DA1 ↑ Colour	3430.-	4  Green				
			5  Blue				
			6  White				
<b>Accessories</b>							
Flat Ribbon Cable, 7-core		3SU1900-0KQ80-0AA0	460.-				

## Modern Access Management

ID Key Operated Switches - Groups of employees or individuals can be authenticated by means of the ID key-operated switch. Color-coded keys for easy distinction between users.

Description		Type	Unit LP ₹
<b>ID Key operated switches</b>			
ID key-operated switches Number of switching positions: 4 Switch position for key removal: Key removal possible in all 4 positions	Plastic, black	3SU1000-4WS10-0AA0	5260.-
	Plastic with metal front ring, matte	3SU1030-4WS10-0AA0	5420.-
Holder Holder needs to be selected along with individual Actuating and Signalling Elements	Plastic	3SU1500-0AA10-0AA0	185.-

Description		Type	Unit LP ₹
<b>Electronic Modules</b>			
Electronic modules for ID key-operated switches		3SU1400-1GC10-1AA0	15200.-
<b>ID Keys</b>			
Green: ID Group 1		3SU1900-0FV40-0AA0	905.-
Yellow: ID Group 2		3SU1900-0FW30-0AA0	
Red: ID Group 3		3SU1900-0FX20-0AA0	
Blue: ID Group 4		3SU1900-0FY50-0AA0	

**SIEMENS**

*Ingenuity for life*



# Industrial Controls

8WN Signaling Columns



## 8WN - 70mm Modular unit IP 65

### Continuous light

Type	Color	Voltage	Unit LP* ₹	Std. pkg. (nos.)
8WN4420-5AB00	Red	24 V AC/DC	2170.-	1
8WN4420-5AC00	Green			1
8WN4420-5AD00	Yellow			1
8WN4420-5AE00	White			1
8WN4420-5AF00	Blue			1
8WN4440-5AB00	Red	110 V AC/DC	2005.-	1
8WN4440-5AC00	Green			1
8WN4440-5AD00	Yellow			1
8WN4440-5AE00	White			1
8WN4440-5AF00	Blue			1
8WN4450-5AB00	Red	220 V AC	2005.-	1
8WN4450-5AC00	Green			1
8WN4450-5AD00	Yellow			1
8WN4450-5AE00	White			1
8WN4450-5AF00	Blue			1

### Blinking light

Type	Color	Voltage	Unit LP* ₹	Std. pkg. (nos.)
8WN4420-5BB00	Red	24 V AC/DC	2355.-	1
8WN4420-5BC00	Green			1
8WN4420-5BD00	Yellow			1
8WN4420-5BE00	White			1
8WN4420-5BF00	Blue			1
8WN4440-5BB00	Red	110 V AC/DC	2355.-	1
8WN4440-5BC00	Green			1
8WN4440-5BD00	Yellow			1
8WN4440-5BE00	White			1
8WN4440-5BF00	Blue			1
8WN4450-5BB00	Red	220 V AC	2355.-	1
8WN4450-5BC00	Green			1
8WN4450-5BD00	Yellow			1
8WN4450-5BE00	White			1
8WN4450-5BF00	Blue			1

### Accessories for 70mm LED modular unit

Type	Description	Unit LP* ₹	Std. pkg. (nos.)
8WN4408-0AF00	Connection components, Screw terminals	670.-	1
8WN4408-0AG00	Caps for light elements	65.-	1
8WN4408-0DH00	Feet with pipes, single; Length 60mm	115.-	1
8WN4408-0DJ00	Feet with pipes, single; Length 80mm	140.-	1
8WN4408-0DA00	Feet with pipes, single; Length 110mm	150.-	1
8WN4408-0CC00	Brackets for side mounting, use together with foot with pipe	140.-	1

Type	Description	Unit LP* ₹	Std. pkg. (nos.)
8WN4408-0CF00	Brackets for side mounting,	530.-	1
8WN4408-0CG00	Fold-out support	255.-	1
8WN4420-0GA00	24 V AC/DC, continuous buzzer	1565.-	1
8WN4420-0HA00	24 V AC/DC, discontinuous buzzer	1830.-	1
8WN4440-0GA00	110 V AC/DC, continuous buzzer	1565.-	1
8WN4440-0HA00	110 V AC/DC, discontinuous buzzer	1830.-	1
8WN4450-0GA00	220 V AC, continuous buzzer	1565.-	1
8WN4450-0HA00	220 V AC, discontinuous buzzer	1830.-	1

## 8WN - 50mm Preassembled unit IP 20

### Continuous light without buzzer

Type	Color	Voltage	Unit LP* ₹	Std. pkg. (nos.)
8WN2221-6AB00	R	24V AC/DC	2005.-	1
8WN2222-6AG00	R, G		2885.-	1
8WN2223-6AJ00	R,Y,G		3750.-	1
8WN2241-6AB00	R	110 V AC/DC	2005.-	1
8WN2242-6AG00	R, G		2885.-	1
8WN2243-6AJ00	R,Y,G		3750.-	1
8WN2251-6AB00	R	220 V AC	2005.-	1
8WN2252-6AG00	R, G		2885.-	1
8WN2253-6AJ00	R,Y,G		3750.-	1

### Continuous light with continuous buzzer

Type	Color	Voltage	Unit LP* ₹	Std. pkg. (nos.)
8WN2222-6JB00	R	24V AC/DC	2355.-	1
8WN2223-6JG00	R, G		3230.-	1
8WN2224-6JJ00	R,Y,G		4100.-	1
8WN2242-6JB00	R	110 V AC/DC	2355.-	1
8WN2243-6JG00	R, G		3230.-	1
8WN2244-6JJ00	R,Y,G		4100.-	1
8WN2252-6JB00	R	220 V AC	2355.-	1
8WN2253-6JG00	R, G		3230.-	1
8WN2254-6JJ00	R,Y,G		4100.-	1

### Blinking light without buzzer

Type	Color	Voltage	Unit LP* ₹	Std. pkg. (nos.)
8WN2221-6BB00	R	24V AC/DC	2355.-	1
8WN2222-6BG00	R, G		3230.-	1
8WN2223-6BJ00	R,Y,G		4100.-	1

### Blinking light with continuous buzzer

Type	Color	Voltage	Unit LP* ₹	Std. pkg. (nos.)
8WN2222-6MB00	R	24V AC/DC	2620.-	1
8WN2223-6MG00	R, G		3485.-	1
8WN2224-6MJ00	R,Y,G		4360.-	1

### Continuous light with discontinuous buzzer




Type	Color	Voltage	Unit LP* ₹	Std. pkg. (nos.)
8WN2222-6KB00	R	24V AC/DC	2620.-	1
8WN2223-6KG00	R, G		3485.-	1
8WN2224-6KJ00	R,Y,G		4360.-	1
8WN2242-6KB00	R	110 V AC/DC	2620.-	1
8WN2243-6KG00	R, G		3485.-	1
8WN2244-6KJ00	R,Y,G		4360.-	1
8WN2252-6KB00	R	220 V AC	2620.-	1
8WN2253-6KG00	R, G		3485.-	1
8WN2254-6KJ00	R,Y,G		4360.-	1

### Blinking light with discontinuous buzzer


Type	Color	Voltage	Unit LP* ₹	Std. pkg. (nos.)
8WN2222-6NB00	R	24V AC/DC	2885.-	1
8WN2223-6NG00	R, G		3750.-	1
8WN2224-6NJ00	R,Y,G		4620.-	1

## Indicating Lamps 3SB5


### Compact LED indicating lamps

	Voltage	Colour	Type	Unit LP ₹	Std Pkg (nos.)		
	24 V AC/DC 50/60 Hz	Red	■ 3SB5285-6HC01	260.-	10		
		Green	■ 3SB5285-6HE01		10		
		Amber	■ 3SB5285-6HL01		10		
			30V DC ®	Blue	■ 3SB5285-6HF01	655.-	10
				White	3SB5285-6HG01		10
				Yellow	3SB5285-6HD01	260.-	10
				Clear	3SB5285-6HH01		10
Red	3SB5285-6HC13			280.-	10		
Green	3SB5285-6HE13				10		
Amber	3SB5285-6HL13				10		
	110 V AC 50/60 Hz	Blue	3SB5285-6HF13	740.-	10		
		White	3SB5285-6HG13		10		
		Yellow	3SB5285-6HD13	280.-	10		
		Clear	3SB5285-6HH13		10		
		Red	■ 3SB5285-6HC02	260.-	10		
		Green	■ 3SB5285-6HE02		10		
		Amber	■ 3SB5285-6HL02		10		
	110 V DC®	Blue	■ 3SB5285-6HF02	655.-	10		
		White	3SB5285-6HG02		10		
		Yellow	3SB5285-6HD02	260.-	10		
		Clear	3SB5285-6HH02		10		
		Red	■ 3SB5285-6HC04	280.-	10		
		Green	■ 3SB5285-6HE04		10		
		Amber	■ 3SB5285-6HL04		10		
	220/240 V AC 50/60 Hz	Blue	■ 3SB5285-6HF04	730.-	10		
		White	3SB5285-6HG04		10		
		Yellow	3SB5285-6HD04	280.-	10		
		Clear	3SB5285-6HH04		10		
		Red	■ 3SB5285-6HC03	260.-	10		
		Green	■ 3SB5285-6HE03		10		
		Amber	■ 3SB5285-6HL03		10		
	220 V DC®	Blue	■ 3SB5285-6HF03	655.-	10		
		White	3SB5285-6HG03		10		
		Yellow	3SB5285-6HD03	260.-	10		
		Clear	3SB5285-6HH03		10		
		Red	■ 3SB5285-6HC05	280.-	10		
		Green	■ 3SB5285-6HE05		10		
		Amber	■ 3SB5285-6HL05		10		
				730.-	10		
				280.-	10		
				280.-	10		


### Wide band compact LED indicating lamps

	Voltage	Colour	Type	Unit LP ₹	Std Pkg (nos.)		
	42 to 240 V AC & 42 to 220 V DC	Red	■ 3SB5235-6HC14	410.-	10		
		Green	■ 3SB5235-6HE14		10		
		Amber	■ 3SB5235-6HL14		10		
				Blue	■ 3SB5235-6HF14	710.-	10
				White	3SB5235-6HG14	410.-	10
				Yellow	3SB5235-6HD14	550.-	10
				Clear	3SB5235-6HH14		10


### Modular Indicating Lamps (with plastic front ring) Lens Assembly

	Colour	Type	Unit LP ₹	Std Pkg (nos.)
	Red	■ 3SB5201-6BC00	85.-	10
	Green	■ 3SB5201-6BE00		10
	Amber	■ 3SB5201-6BL00		10
	Blue	■ 3SB5201-6BF00		10
	White	3SB5201-6BG00		10
	Yellow	3SB5201-6BD00		10
	Clear	3SB5201-6BH00		10


### Illumination Module § - (suitable for INTEGRATED LED lamp)

	Voltage	Colour	Type	Unit LP ₹	Std Pkg (nos.)
	24 V AC/DC 50/60 Hz	Red	■ 3SB5400-7CC	215.-	10
		Green	■ 3SB5400-7CE	215.-	10
		Amber	■ 3SB5400-7CL	215.-	10
		Blue	■ 3SB5400-7CF	690.-	10
		White†	3SB5400-7CG	215.-	10
		Yellow	3SB5400-7CD	215.-	10
		110 V AC 50/60 Hz	Red	■ 3SB5400-7EC	215.-
	Green	■ 3SB5400-7EE	215.-	10	
	Amber	■ 3SB5400-7EL	215.-	10	
	Blue	■ 3SB5400-7EF	690.-	10	
	White†	3SB5400-7EG	215.-	10	
	Yellow	3SB5400-7ED	215.-	10	
	110 V DC®	Red	■ 3SB5400-7DC	215.-	10
	Green	■ 3SB5400-7DE	215.-	10	
	Amber	■ 3SB5400-7DL	215.-	10	
	Blue	■ 3SB5400-7DF	690.-	10	
	White†	3SB5400-7DG	215.-	10	
	Yellow	3SB5400-7DD	215.-	10	
	230 V AC 50/60 Hz	Red	■ 3SB5400-7TC	215.-	10
	Green	■ 3SB5400-7TE	215.-	10	
	Amber	■ 3SB5400-7TL	215.-	10	
	Blue	■ 3SB5400-7TF	690.-	10	
	White†	3SB5400-7TG	215.-	10	
	Yellow	3SB5400-7TD	215.-	10	
	220 V DC®	Red	■ 3SB5400-7HC	215.-	10
	Green	■ 3SB5400-7HE	215.-	10	
	Amber	■ 3SB5400-7HL	215.-	10	
	Blue	■ 3SB5400-7HF	690.-	10	
	White†	3SB5400-7HG	215.-	10	
	Yellow	3SB5400-7HD	215.-	10	

### Illumination Module § - (suitable for BA9s LED lamp)

	Voltage	Colour	Type	Unit LP ₹	Std Pkg (nos.)
	24 V AC/DC	Red	3SB5400-8CC	365.-	10
		Green	3SB5400-8CE		10
		Blue	3SB5400-8CF		10
		Yellow	3SB5400-8CD		10
	110 V AC/DC	Red	3SB5400-8FC	450.-	10
		Green	3SB5400-8FE		10
		Blue	3SB5400-8FF		10
		Yellow	3SB5400-8FD		10
	240 V AC 50/60 Hz	Red	3SB5400-8SC	545.-	10
		Green	3SB5400-8SE		10
		Blue	3SB5400-8SF		10
		Yellow	3SB5400-8SD		10

### Illumination Module § - (suitable for BA9s FILAMENT lamp)

	Voltage	Type	Unit LP ₹	Std Pkg (nos.)
	24 V AC/DC (24 V lamp)	■ 3SB5400-6CC	120.-	10
	110 V AC/DC (130 V lamp)	■ 3SB5400-6FH		10
	230V AC/DC (130 V lamp)	■ 3SB5400-6LH		10

® Use of bridge rectified DC source (filtered O/P) recommended

† Can be used with clear lens.

§ Illumination module can be used with lens assembly, illuminated push buttons & illuminated selector actuators.

■ Stock items

# Push buttons


## Modular Push button actuators (with plastic front ring)

Description	Colour	Type	Unit LP ₹	Std Pkg (nos.)
<b>Opaque actuator (with holder for contact block)</b>				
	Normal	Red ■ 3SB5000-0AC01	75.-	10
		Green ■ 3SB5000-0AE01		
		Blue ■ 3SB5000-0AF01		
		White ■ 3SB5000-0AG01		
		Yellow ■ 3SB5000-0AD01		
		Black ■ 3SB5000-0AB01		
	Raised	Red ■ 3SB5000-0LC01	85.-	10
		Green ■ 3SB5000-0LE01		
		Blue ■ 3SB5000-0LF01		
		White ■ 3SB5000-0LG01		
		Yellow ■ 3SB5000-0LD01		
		Black ■ 3SB5000-0LB01		
<b>Illuminated actuator (with holder for contact block)</b>				
	Normal	Red ■ 3SB5001-0AC01-0PQ0	95.-	10
		Green ■ 3SB5001-0AE01-0PQ0		
		Amber ■ 3SB5001-0AL01-0PQ0		
		Blue ■ 3SB5001-0AF01-0PQ0		
		White ■ 3SB5001-0AG01-0PQ0		
		Yellow ■ 3SB5001-0AD01-0PQ0		
		Clear ■ 3SB5001-0AH01-0PQ0		
	Raised	Red ■ 3SB5218-0LC01-0PQ0	100.-	10
		Green ■ 3SB5218-0LE01-0PQ0		
		Amber ■ 3SB5218-0LL01-0PQ0		
		Blue ■ 3SB5218-0LF01-0PQ0		
		White ■ 3SB5218-0LG01-0PQ0		
		Yellow ■ 3SB5218-0LD01-0PQ0		
		Clear ■ 3SB5218-0LH01-0PQ0		

## Modular Selector Actuators (with plastic front ring)

Description	Colour	Type	Unit LP ₹	Std Pkg (nos.)
<b>2 position opaque selector actuator (with holder for contact block)</b>				
	Maintained	Black ■ 3SB5000-2AB01	245.-	10
		Red ■ 3SB5000-2AC01		
	Momentary	Black ■ 3SB5000-2BB01		
		Red ■ 3SB5000-2BC01		
<b>3 position opaque selector actuator (with holder for contact block)</b>				
	Maintained	Black ■ 3SB5000-2DB01	250.-	10
		Red ■ 3SB5000-2DC01		
	Momentary	Black ■ 3SB5000-2EB01		
		Red ■ 3SB5000-2EC01		
<b>2 position illuminated selector actuator (with holder for contact block)</b>				
	Maintained	Red ■ 3SB5001-2AC01	240.-	10
		Green ■ 3SB5001-2AE01		
		Blue ■ 3SB5001-2AF01		
		Yellow ■ 3SB5001-2AD01		
		Clear ■ 3SB5001-2AH01		
	Momentary	Red ■ 3SB5001-2BC01		
		Green ■ 3SB5001-2BE01		
		Blue ■ 3SB5001-2BF01		
		Yellow ■ 3SB5001-2BD01		
		Clear ■ 3SB5001-2BH01		
<b>3 position illuminated selector actuator (with holder for contact block)</b>				
	Maintained	Red ■ 3SB5001-2DC01	255.-	10
		Green ■ 3SB5001-2DE01		
		Blue ■ 3SB5001-2DF01		
		Yellow ■ 3SB5001-2DD01		
		Clear ■ 3SB5001-2DH01		
		Momentary		
	Green ■ 3SB5001-2EE01			
	Blue ■ 3SB5001-2EF01			
	Yellow ■ 3SB5001-2ED01			
	Clear ■ 3SB5001-2EH01			

## Contact Blocks for Push button, Selector & Key Actuators

Description	Configuration	Type	Unit LP ₹	Std Pkg (nos.)
<b>Contact blocks for rear mounting (for panel mounting)</b>				
	1 NO	■ 3SB5400-0B	90.-	10
	1NC	■ 3SB5400-0C		
	1NO + 1 NC	■ 3SB5400-0A		
	2 NO	■ 3SB5400-0E	165.-	10
	2 NC	■ 3SB5400-0F		

## Mushroom Actuators (with plastic front ring)



Description	Colour	Type	Unit LP ₹	Std Pkg (nos.)
<b>Mushroom actuator (40 mm ø) (with holder for contact block)</b>				
<b>momentary</b>	Black	3SB5000-1NB01	145.-	10
	Red	■ 3SB5000-1NC01		
<b>push to trip, turn to release</b>	Black	■ 3SB5000-1CB01	175.-	10

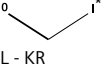
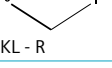
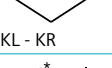
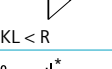
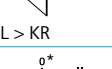
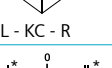
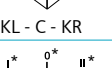
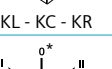
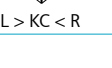

## Mushroom Actuators (with plastic front ring) for Emergency Stop Specifications



Description	Colour	Type	Unit LP ₹	Std Pkg (nos.)
Mushroom actuator (40 mm ø) <b>push to trip, turn to release with 1NC</b>	Red	■ 3SB5203-0UC01	275.-	10
Mushroom actuator (40 mm ø) <b>push to trip, turn to release</b>	Red	3SB5000-0UC01	195.-	10
Mushroom actuator (40 mm ø) <b>push to trip, key to release</b>	Red	3SB5000-0TC01	1135.-	10

## Modular key actuators (with plastic front ring)





Description	Colour	Type	Unit LP ₹	Std Pkg (nos.)
2 position key actuator (with holder for contact block)	Maintained	 ■ 3SB5000-4AC01	360.-	10
		 3SB5000-4AA01		
		 3SB5000-4AB01		
	Momentary	 ■ 3SB5000-4TA01		10
		 3SB5000-4TC01		
				
3 position key actuator (with holder for contact block)	Maintained	 ■ 3SB5000-4HA01	435.-	10
		 3SB5000-4HC01		
		 3SB5000-4HB01		
	Momentary	 ■ 3SB5000-4JA01		10

\* Key removable position

L - Left, R - Right, C - Centre, KL - Key at Left, KR - Key at Right, KC - Key at Centre

## Twin Push Button Actuators

Description	Type	Unit LP ₹	Std Pkg (nos.)
<b>Complete actuator with holder for contact block</b>			
	Opaque with 1NO & 1NC	3SB5201-7EC01	315.-
	Illuminated with 1NO & 1NC	3SB5234-7EC01	
<b>Modular actuator with holder for contact block</b>			
	Opaque	3SB5000-7EC01	150.-
	Illuminated	3SB5001-7EC01	

■ Stock items

## Push button Stations



No. of control points	Description	Type	Unit LP ₹	Std Pkg (nos.)
<b>Metal enclosure: Aluminum Die Cast</b>				
1	Normal opaque push button - Green with 1NO contact block, "START"	■ 3SB5801-8AA3	985.-	1
1	Red mushroom momentary actuator, with 1NC contact block, "STOP"	■ 3SB5801-8AN3	1065.-	1
1	Red maintained mushroom actuator, turn to release, with 1NC contact block, "E-STOP"	■ 3SB5801-8AM3	1405.-	1
2	Normal opaque push button - Green with 1NO contact block, "START" + Normal opaque push button - Red with 1NC contact block, "STOP"	■ 3SB5802-8AC3	1220.-	1
2	Normal opaque push button - Green with 1NO contact block, "START" + Red mushroom-maintained with 1NC contact block, "STOP"	■ 3SB5802-8AE3	1555.-	1
3	Normal opaque push button - Green with 1NO contact block, "START" + Normal opaque push button - Red with 1NC contact block, "STOP" + Normal opaque push button - Black with 1NO contact block, "REVERSE"	■ 3SB5803-8AH3	1745.-	1
<b>Pendant mounting: Aluminum Die Cast</b>				
2	Normal opaque push button - Green with 1NO contact block, "START" + Normal opaque push button - Red with 1NC contact block, "STOP"	3SB5822-8AC3	1670.-	1
3	Normal opaque push button - Green with 1NO contact block, "START" + Normal opaque push button - Red with 1NC contact block, "STOP" + Normal opaque push button - Black with 1NO contact block, "REVERSE"	3SB5823-8AH3	2175.-	1
<b>Plastic Enclosure</b>				
1	Normal opaque push button - Green with 1NO contact block, "START"	3SB5801-7AA3	585.-	1
1	Red mushroom momentary actuator, with 1NC contact block, "STOP"	3SB5801-7AN3	585.-	1
1	Red maintained mushroom actuator, turn to release, with 1NC contact block, "E-STOP"	3SB5801-7AM3	630.-	1
2	Normal opaque push button - Green with 1NO contact block, "START" + Normal opaque push button - Red with 1NC contact block, "STOP"	3SB5802-7AC3	680.-	1
2	Normal opaque push button - Green with 1NO contact block, "START" + Red mushroom-maintained with 1NC contact block, "STOP"	3SB5802-7AE3	785.-	1
3	Normal opaque push button - Green with 1NO contact block, "START" + Normal opaque push button - Red with 1NC contact block, "STOP" + Normal opaque push button - Black with 1NO contact block, "REVERSE"	3SB5804-7AG3	870.-	1

### Pendant mounting: Plastic

No. of control points	Description	Type	Unit LP ₹	Std Pkg (nos.)
1	Normal opaque push button - Green with 1NO contact block, "START"	3SB5821-7AA3	1255.-	1
2	Normal opaque push button - Green with 1NO contact block, "START" + Normal opaque push button - Red with 1NC contact block, "STOP"	3SB5822-7AC3	1535.-	1
3	Normal opaque push button - Green with 1NO contact block, "FORWARD" + Normal opaque push button - Red with 1NC contact block, "STOP" + Normal opaque push button - Black with 1NO contact block, "REVERSE"	3SB5823-7AH3	2010.-	1

### Accessories for push button stations

Description	Type	Unit LP ₹	Std Pkg (nos.)
<b>Plastic Enclosures</b>			
1 way, Grey	3SB5801-0AC3	425.-	1
2 way, Grey	3SB5802-0AC3	355.-	1
3 way, Grey	3SB5803-0AC3	370.-	1
4 way, Grey	3SB5804-0AC3	810.-	1
6 way, Grey	3SB5806-0AC3	1125.-	1
1 way, Yellow	3SB5801-0AD3	425.-	1
<b>Metal Enclosures</b>			
1 way	3SB5801-4AC3	830.-	1
2 way	3SB5802-4AC3	905.-	1
3 way	3SB5803-4AC3	1265.-	1
<b>Contact Block</b>			
Contact block for base mounting, 1NO	■ 3SB54200B	90.-	10
Contact block for base mounting, 1NC	■ 3SB54200C	90.-	10
<b>Illumination module BA9s lamp holder - Base Connection (For enclosures)</b>			
Lamp Holder with Lamp 110V AC/DC	3SB5420-2PF0	120.-	10
Lamp Holder with Lamp 230V AC	3SB5420-2PLO	120.-	10
<b>Inscription Labels (set of 11 labels)</b>			
Set of 11 labels: Start, Stop, On, OFF, Up, Down, Open, Close Forward, Reverse, Emergency Off	3SB5901-3EA	175.-	10
<b>Blanking plug</b>			
Blanking plug	3SB5912-0BC	40.-	10

### ■ Stock items





## Spares and Accessories

### Spares for Push button actuators

Description	Colour	Type	Unit LP ₹	Std Pkg (nos.)	
Spare coloured discs for push button actuator	Normal	Red	3SB5910-0AC	20.-	10
		Green	3SB5910-0AE		10
		Blue	3SB5910-0AF		10
		White	3SB5910-0AG		10
		Yellow	3SB5910-0AD		10
		Black	3SB5910-0AB		10
Spare coloured discs for push button actuator	Raised	Red	3SB5910-0BC	20.-	10
		Green	3SB5910-0BE		10
		Blue	3SB5910-0BF		10
		White	3SB5910-0BG		10
		Yellow	3SB5910-0BD		10
		Black	3SB5910-0BB		10
Spare coloured discs for illuminated push button actuator	Normal	Red	3SB5910-0CC	20.-	10
		Green	3SB5910-0CE		10
		Amber	3SB5910-0CR		10
		Blue	3SB5910-0CF		10
		White	3SB5910-0CG		10
		Yellow	3SB5910-0CD		10
Spare coloured discs for illuminated push button actuator	Raised	Red	3SB5910-0DC	20.-	10
		Green	3SB5910-0DE		10
		Amber	3SB5910-0DR		10
		Blue	3SB5910-0DF		10
		White	3SB5910-0DG		10
		Yellow	3SB5910-0DD		10
	Clear	3SB5910-0DH	10		
Plastic front ring		3SB5911-1BA	20.-	10	
Plastic holder with screws		3SB5912-0BA	40.-	10	

### Spares for indicating lamps

Description	Type	Unit LP ₹	Std Pkg (nos.)	
Lens for Indicating lamp	Red	3SB5910-1PC	40.-	10
	Green	3SB5910-1PE		10
	Amber	3SB5910-1PR		10
	Blue	3SB5910-1PF		10
	White	3SB5910-1PG		10
	Yellow	3SB5910-1PD		10
	Clear	3SB5910-1PH		10
BA9s Filament lamp	24V/2W	3SB5902-6C	40.-	10
	130V/2.5W	3SB5902-6D		10
BA9s LED Lamp 24V AC/DC	Red	3SB5902-3FK	95.-	10
	Green	3SB5902-3GK	95.-	10
	Blue	3SB5902-3JK	285.-	10
	Yellow	3SB5902-3HK	95.-	10
Lens for illuminated twin push button	White	3SB5912-0BB	20.-	10
Tool for fitting actuators on metal enclosures		3SB5902-2BX	1335.-	1

### Accessories

Description	Type	Unit LP ₹	Std Pkg (nos.)	
Inscription plates	START	■ 3SB5901-2EL	20.-	10
	STOP	■ 3SB5901-2EK		10
	ON	■ 3SB5901-2EB		10
	OFF	■ 3SB5901-2EC		10
	UP	3SB5901-2ED		10
	DOWN	3SB5901-2EE		10
	FORWARD	3SB5901-2EF		10
	SLOW	3SB5901-2ES		10
	FAST	3SB5901-2ER		10
	REVERSE	3SB5901-2EG		10
	BLANK	3SB5901-2AA		10
	TRIP	3SB5901-2EA		10
	Thrust cap for Push Buttons (for actuating middle module)	■ 3SB5902-0AA		20.-
Thrust pad for Selector Actuators (for actuating middle module)	■ 3SB5912-0AN	20.-	10	
Adaptor plate for replacing 30 mm PB by 22 mm	■ 3SB5921-0AE	20.-	10	
E-stop Yellow dia. 75 mm for Mushroom - Blank (Yellow contrast label)	3SB5921-0AB	20.-	10	
E-stop Yellow dia. 75mm with "EMERGENCY STOP" printing	3SB5921-0AD	20.-	10	
Grip for fixing BA9s lamp	■ 3SB5902-2AD	20.-	10	
Protective Cap (IP-67) for	Normal	3SB5902-0AK	35.-	10
	Raised	3SB5902-0AN		
Metallic holder for front connection actuators (when used outside 3SB508 stations)	3SB5911-1AA	45.-	10	



■ Stock items

LP - List Price

# SIEMENS

*Ingenuity for life*



## SIRIUS 3SE5 Position Switches

Modular design for all applications


Modular design with many standardized components


- Plug-in design and replacement of the actuator heads
- Exchangeable two and three pole contact blocks
- Turnable actuator heads around the axis in increments of 22.5°, with total 16 positions
- Quick-connect technology
- Optional LED Displays
- Communication Capable (AS-i Safe)

[www.siemens.co.in](http://www.siemens.co.in)

## Position Switches - 3SE5



### Open Type 30mm IP 10

Actuator Type		Contact Arrangement	No. of Contacts	Type	Unit LP ₹	Std. pkg. (nos.)
Open		Snap Action	1NO + 1NC	3SE5250-0YC05	455.-	10
		Slow Action		3SE5250-0BC05	450.-	10

Actuator Type		Contact Arrangement	No. of Contacts	Type	Unit LP ₹	Std. pkg. (nos.)
Open		Snap Action	1NO + 2NC	3SE5250-0LC05	755.-	10
		Slow Action	1NO + 2NC	3SE5250-0KC05		10
		Slow action contacts with make before break	1NO + 2NC	3SE5250-0MC05		10
		Slow action	2NO + 1 NC	3SE5250-0PC05		10




### Plastic enclosure: Enclosed type modular unit IP 65

#### Basic switch

Width	Basic switch	Contact Arrangement	No. of Contacts	Type	Unit LP ₹	Std. pkg. (nos.)
31mm		Snap Action	1NO + 1NC	3SE5232-0YC05	510.-	1
		Slow Action	1NO + 1NC	3SE5232-0BC05	530.-	1
		Snap Action	1NO + 2NC	3SE5232-0LC05	755.-	1
		Slow Action	1NO + 2NC	3SE5232-0KC05		1
		Slow-action contacts with make-before-break	1NO + 2NC	3SE5232-0MC05		1
		Slow Action	2NO + 1NC	3SE5232-0PC05		1
50mm		Snap Action	1NO + 1NC	3SE5242-0YC05	560.-	1
		Slow Action	1NO + 1NC	3SE5242-0BC05	550.-	1
		Snap Action	1NO + 2NC	3SE5242-0LC05	855.-	1
		Slow Action	1NO + 2NC	3SE5242-0KC05		1
		Slow-action contacts with make-before-break	1NO + 2NC	3SE5242-0MC05		1
		Slow Action	2NO + 1NC	3SE5242-0PC05		1

### Metal enclosure: Enclosed type modular unit IP 66/ IP 67

#### Basic switch

Width	Basic switch	Contact Arrangement	No. of Contacts	Type	Unit LP ₹	Std. pkg. (nos.)
31mm		Snap Action	1NO + 1NC	3SE5212-0YC05	795.-	1
		Slow Action	1NO + 1NC	3SE5212-0BC05	780.-	1
		Snap Action	1NO + 2NC	3SE5212-0LC05	905.-	1
		Slow Action	1NO + 2NC	3SE5212-0KC05		1
		Slow-action contacts with make-before-break	1NO + 2NC	3SE5212-0MC05	955.-	1
		Slow Action	2NO + 1NC	3SE5212-0PC05		1
40mm		Snap Action	1NO + 1NC	3SE5112-0YA00	815.-	1
		Slow Action	1NO + 1NC	3SE5112-0BA00	800.-	1
		Snap Action	1NO + 2NC	3SE5112-0LA00	955.-	1
		Slow Action	1NO + 2NC	3SE5112-0KA00		1
		Slow-action contacts with make-before-break	1NO + 2NC	3SE5112-0MA00	1005.-	1
		Slow Action	2NO + 1NC	3SE5112-0PA00		1
56mm		Snap Action	1NO + 1NC	3SE5122-0YA00	850.-	1
		Slow Action	1NO + 1NC	3SE5122-0BA00	830.-	1
		Snap Action	1NO + 2NC	3SE5122-0LA00	1160.-	1
		Slow Action	1NO + 2NC	3SE5122-0KA00		1
		Slow-action contacts with make-before-break	1NO + 2NC	3SE5122-0MA00	1260.-	1
		Slow Action	2NO + 1NC	3SE5122-0PA00		1

**Plastic Roller Actuators heads for plastic 31 mm & 50mm and Metal 31 mm**

Actuator Type	Actuators heads	Type	Unit LP ₹	Std. pkg. (nos.)
Roller Plunger		3SE5000-0AD03	205.-	5
Roller lever		3SE5000-0AE10	100.-	5
Angular Roller lever		3SE5000-0AF10	105.-	5
Part turn actuator for twist lever		3SE5000-0AK00	105.-	5
Twist Lever		3SE5000-0AA21#	80.-	5
Twist Lever (Adjustable)		3SE5000-0AA50#	165.-	5
Twist lever 50mm dia (Adjustable)		3SE5000-0AA58#	220.-	5

**Metal Roller Actuators heads for plastic 31 mm & 50mm and Metal 31 mm**

Actuator Type	Actuators heads	Type	Unit LP ₹	Std. pkg. (nos.)
Roller Plunger		3SE5000-0AD04	225.-	5
Roller lever		3SE5000-0AE11	155.-	5
Part turn actuator for twist lever		3SE5000-0AK00	105.-	5
Twist Lever (Adjustable)		3SE5000-0AA51#	200.-	5
Plain Plunger		3SE5000-0AB01	285.-	5

**Plastic Roller Actuators heads for metal 40mm and 56mm**

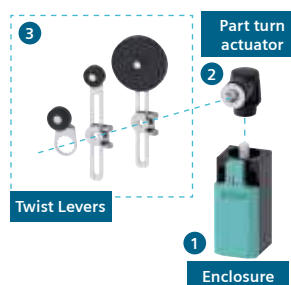

Actuator Type	Actuators heads	Type	Unit LP ₹	Std. pkg. (nos.)
Roller lever		3SE5000-0AE01	140.-	5
Angular Roller lever		3SE5000-0AF01	250.-	5
Part turn actuator for twist lever		3SE5000-0AH00	220.-	5
Twist Lever		3SE5000-0AA01#	95.-	5
Twist Lever (Adjustable)		3SE5000-0AA50#	165.-	5
Fork type		3SE5000-0AT01\$	100.-	5
Mounting Head for Fork Type		3SE5000-0AT10	955.-	5
Twist lever 50mm dia (Adjustable)		3SE5000-0AA58#	220.-	5

**Metal Roller Actuators heads for metal 40mm and 56mm**

Actuator Type	Actuators heads	Type	Unit LP ₹	Std. pkg. (nos.)
Rounded Plunger		3SE5000-0AC02	180.-	5
Roller Plunger		3SE5000-0AD02	255.-	5
Roller lever		3SE5000-0AE02	180.-	5
Angular Roller lever		3SE5000-0AF02	280.-	5
Part turn actuator for twist lever		3SE5000-0AH00	220.-	5
Twist Lever		3SE5000-0AA02#	115.-	5
Twist Lever (Adjustable)		3SE5000-0AA51#	200.-	5


Notes:

1. The basic switch comes with a Teflon plunger, in case of rounded plunger requirements no need to order actuator separately
2. # Twist levers are to be ordered with part turn actuator to allow fitment on enclosure
3. \$ Fork type actuator shall be ordered with mounting head 3SE5000-0AT10







Spare and Accessories



Actuator Type		Description	Type	Unit LP ₹	Std. pkg. (nos.)
Empty enclosures		Empty enclosures without contact block	3SE5250-0AC05	205.-	10



Spares for Open & enclosed switch

Actuator Type		Contact Arrangement	No. of Contacts	Type	Unit LP ₹	Std. pkg. (nos.)
Contact block		Slow action	1NO + 1NC	3SE5050-0BA00*	415.-	10
		Snap action		3SE5000-0YA00		10
		Slow action		3SE5000-0BA00		10
		Slow action	1NO + 2NC	3SE5000-0KA00	530.-	10
		Snap action		3SE5000-0LA00		10
		Slow-action contacts with make-before-break	2NO + 1 NC	3SE5000-0MA00	550.-	10
		Slow action		3SE5000-0PA00		10

Note: 3SE5000-0BA00 can be used only with enclosed type switch

\* Suitable for Open execution

Actuator Type		Description	Type	Unit LP ₹	Std. pkg. (nos.)
Cable gland		Molded Plastic Cable Gland, M20X1.5	3SX9926	535.-	5
Protective Cap		Protective Cap. Acc. to EN50047, for protection of rounded plunger	3SE5000-0AC30	30.-	5

Actuator Type		Type	Type	Unit LP ₹	Std. pkg. (nos.)
31MM		Plastic	3SE5232-0AC05	375.-	1
50MM			3SE5242-0AC05	550.-	1
31MM		Metal	3SE5212-0AC05	605.-	1
40MM			3SE5112-0AA00	755.-	1
56MM			3SE5122-0AA00	1005.-	1



# Cable operated switches

NEW



Conveyor Belt Applicaton

	Wire length	Metal enclosure with plastic cover		Contacts	Type	Unit LP ₹	Std. pkg. (nos.)
	10m	Without latching	IP 65	1 NO + 1 NC	3SE7120-2DD01	12150.-	1
		With latching and button reset		2 NC	3SE7120-1BF00	15865.-	1
		With latching and button reset, Yellow cover		1 NO + 2 NC	3SE7120-1BH00	24055.-	1
	25m	Without latching	IP 65, with Alignment window	1 NO + 1 NC	3SE7150-2DD00	12150.-	1
		With latching and button reset		1 NO + 1 NC	3SE7150-1BD00	15865.-	1
		With latching and button reset		2 NC	3SE7150-1BF00	15865.-	1
		With latching and button reset, Yellow cover		1 NO + 2 NC	3SE7150-1BH00	17415.-	1
		With latching and key unlatching		1 NO + 1 NC	3SE7150-1CD00	17330.-	1
	25m	Without latching	IP65, with Alignment window, with red 24V DC LED	1 NO + 1 NC	3SE7150-2DD04	21510.-	1
		With latching and button reset		1 NO + 1 NC	3SE7150-1BD04	25150.-	1
		With latching and button reset, Yellow cover		1 NO + 2 NC	3SE7150-1BH04	26235.-	1
	50m	With latching and button reset	IP 65	1 NO + 1 NC	3SE7140-1BD00	36950.-	1
		With latching and button reset	IP 65	2 NC	3SE7140-1BF00	37250.-	1
		With latching and button reset	IP 65, with red 24V DC LED	1 NO + 1 NC	3SE7140-1BD04	46505.-	1
		With latching and key unlatching	IP 65	1 NO + 1 NC	3SE7140-1CD00	44415.-	1
	75m	With latching	IP 67, with EMERGENCY STOP mushroom, with rotate-to-unlatch mechanism	1 NO + 3 NC	3SE7141-1EG10	31800.-	1
	2 X 100	With latching and button reset, With actuation on both sides	IP 65	2 NO + 2 NC	3SE7160-1AE00	39465.-	1
			IP 65	1 NO + 1 NC	3SE7160-1BD00	36985.-	1
			IP 65, with red 24V DC LED	2 NO + 2 NC	3SE7160-1AE04	67285.-	1
	-	Conveyor belt unbalance trackers, With latching and button reset	IP 65	2 NO + 2 NC	3SE7310-1AE00	50995.-	1
			IP 65, with red 24V DC LED	2 NO + 2 NC	3SE7310-1AE04	59970.-	1

## Accessories for cable operated switches

	Description	Type	Unit LP ₹	Std. pkg. (nos.)
	<b>Steel wires, with red plastic sheath, diameter 4 sqmm</b>			
	10m	3SE7910-3AA	5465.-	1
	15m	3SE7910-3AB	8205.-	1
	20m	3SE7910-3AC	10835.-	1
	50m	3SE7910-3AH	27085.-	1
	<b>Wire clamps, galvanized white</b>			
	Oval	3SE7941-1AC	980.-	1
	Single (1 set = 4 units)	3SE7942-1AA	235.-	4
	Simplex (1 set = 4 units)	3SE7943-1AC	345.-	4
	Duplex (1 set = 4 units)	3SE7944-1AC	500.-	4
	<b>Tension springs (zinc-plated) to maintain the counter tension</b>			
	13 N	3SE7931-1AB	1595.-	1
	35 N, for cable-operated switches up to 50 m	3SE7931-1AD	2350.-	1
	> 35 N, for cable-operated switches up to 2 x 75m	3SE7931-1AE	3690.-	1
	Wire rollers for changing the direction of the wire, rotatable	3SE7921-1AC	1280.-	1
	Fixtures for the wire rollers (incl. fixing nuts)	3SE7921-1AA	305.-	1
	Wire eyes for changes in wire direction and improved power transmission at the fixing points (1 set = 4 units)"	3SE7930-1AD	190.-	4
	Eyebolts for fixing the wire, Including M8 nut	3SE7920-1AB	775.-	1
	Eyebolts for fixing the wire, Including M10 nut	3SE7920-1AC	785.-	1
	Turnbuckles for precise adjustment of the pre-tension, M6 x 60	3SE7950-1AB	1165.-	1
	Turnbuckles for precise adjustment of the pre-tension, M6 x 110	3SE7950-1AD	3290.-	1

## Easy, flexible, efficient

Integrated connection of the field level to the control – revolutionized automation applications with AS-i and benefits

[www.siemens.com/as-interface](http://www.siemens.com/as-interface)

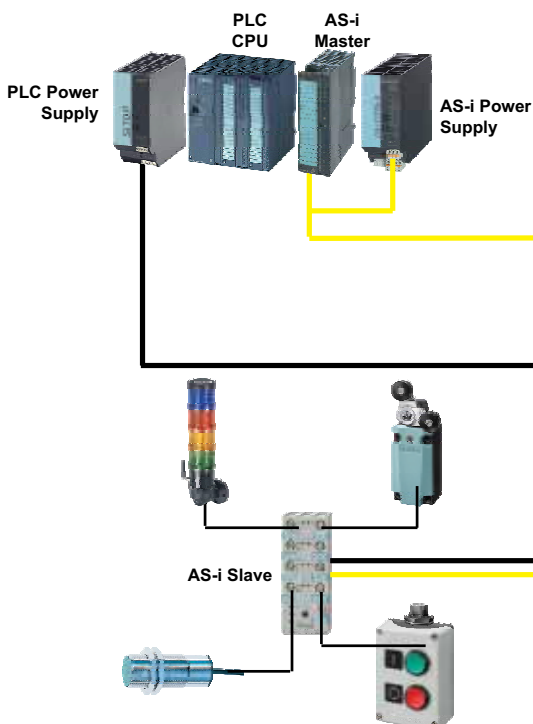
### AS-I Masters and Power supplies



### I/O Modules



### Integrated Solutions



Actuator Sensor interface (AS-i) is a 2 wire simple bus system that connects field devices like limit switches, proximity sensors, valves, etc to a PLC. This eliminates the huge control cabling in your machine/ plant.

AS-i can be used in any machine / process having Sensors (Push buttons, Limit switches, Proximity sensors) Actuators

(Valves, indicating lamps, contactors etc.) across diverse industries.

- Reduction in field wiring
- Less source for errors
- Faster diagnostics
- Increased uptime
- Increased productivity



# SIEMENS

*Ingenuity for life*

## SIMOCODE pro: Flexible, open and safe

The made-to-measure motor management system

- Motor protection, monitoring and control in a single system
- Fail-safe disconnection of motors
- Detailed operating, service and diagnostics data
- Open communication via PROFIBUS / PROFINET and OPC UA

[www.siemens.co.in](http://www.siemens.co.in)

# SIMOCODE Pro

## Basic Unit

Description	Type
Pro S on Profibus with 110-240VAC/DC control	3UF7020-1AU01-0
Pro S on Profibus with 24VDC control	3UF7020-1AB01-0
Pro V on Profibus with 110-240VAC/DC control	3UF7010-1AU00-0
Pro V on Profibus with 24VDC control	3UF7010-1AB00-0
Pro C on Profibus with 110-240VAC/DC control	3UF7000-1AU00-0
Pro C on Profibus with 24VDC control	3UF7000-1AB00-0
Pro V PN on Profinet with 110-240VAC/DC control	3UF7011-1AU00-0
Pro V PN on Profinet with 24VDC control	3UF7011-1AB00-0
Pro V on Modbus RTU with 110-240VAC/DC control	3UF7012-1AU00-0
Pro V on Modbus RTU with 24VDC control	3UF7012-1AB00-0
Pro V on EtherNet/IP with 24VDC control	3UF7013-1AB00-0
Pro V on EtherNet/IP with 110-24VAC/DC control	3UF7013-1AU00-0

## Current Measuring Module

Description	Type
0.3 to 3A	3UF7100-1AA00-0
2.4 to 25A	3UF7101-1AA00-0
10 to 100A	3UF7102-1AA00-0
20 to 200A	3UF7103-1AA00-0
20 to 200A (Busbar Connection)	3UF7103-1BA00-0
63 to 630A (Busbar Connection)	3UF7104-1BA00-0

## Current/Voltage Measuring Module (2nd generation)

Description	Type
0.3 to 4A	3UF7110-1AA01-0
3.0 to 40A	3UF7111-1AA01-0
10 to 115A	3UF7112-1AA01-0
20 to 200A	3UF7113-1AA01-0
20 to 200A (Busbar Connection)	3UF7113-1BA01-0
63 to 630A (Busbar Connection)	3UF7114-1BA01-0

Prices available on request

## Operator Panel (Optional)

Description	Type
Operator Panel (for Pro S)	3UF7200-1AA01-0
Operator Panel (for Pro C, Pro V)	3UF7200-1AA00-0
Operator Panel with Display (for Pro V)	3UF7210-1AA00-0

## Connecting Cable

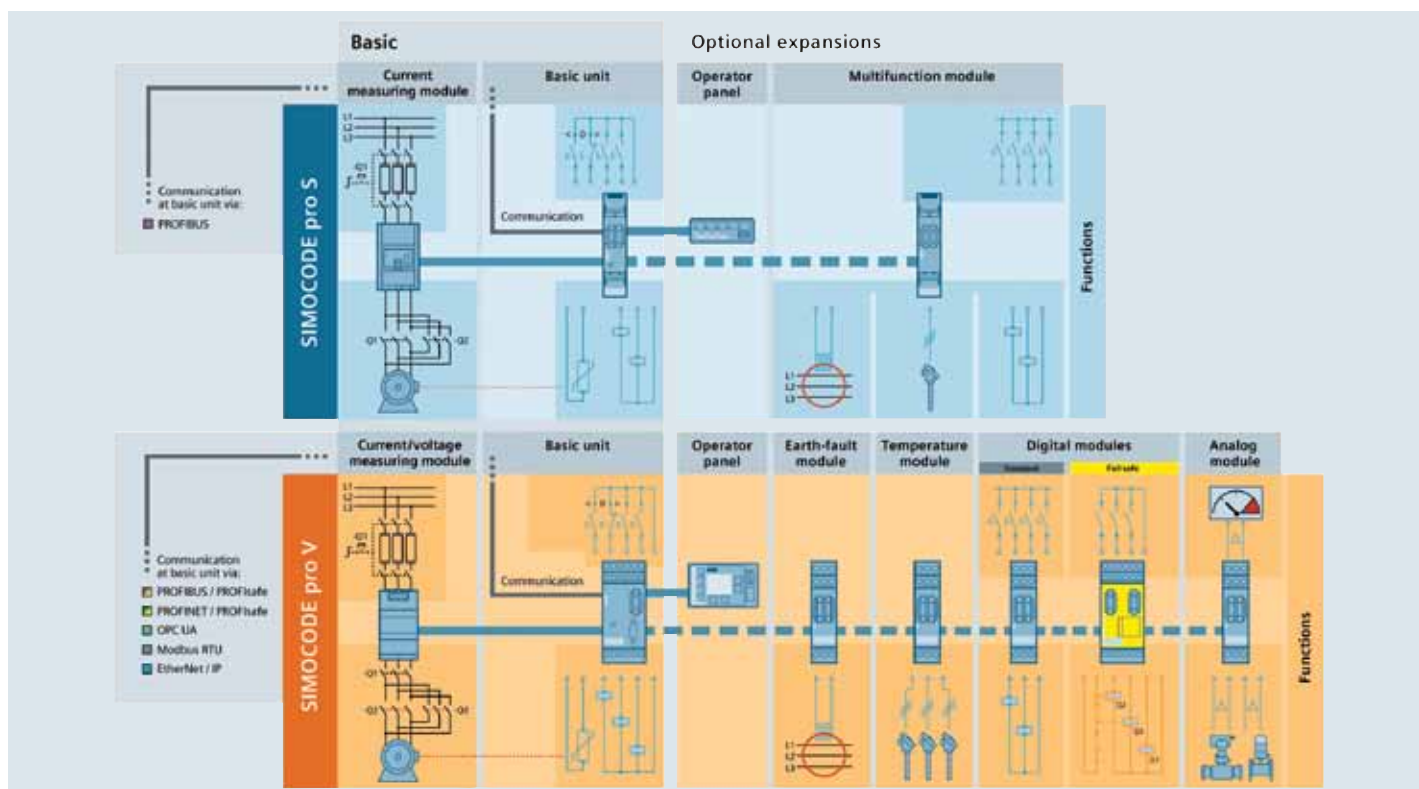
Description	Type
Side by Side (0.025m flat)	3UF7930-0AA00-0
Length 0.1m (flat)	3UF7931-0AA00-0
Length 0.3m (flat)	3UF7935-0AA00-0
Length 0.5m (flat)	3UF7932-0AA00-0
Length 0.5m (round)	3UF7932-0BA00-0
Length 1m (round)	3UF7937-0BA00-0
Length 2.5m (round)	3UF7933-0BA00-0

## Configuration Software

Description	Type
Upgrade for SIMOCODE ES 2007 Premium	3ZS1322-6CC12-0YE5
SIMOCODE ES V15 ( TIA Portal ) Premium Package – Floating license	3ZS1322-6CC13-0YA5

## Accessories

Description	Type
PC Cable for PC/PG communication - USB connection	3UF7941-0AA00-0
Memory Module for pro S, pro C & pro V on Profibus	3UF7900-0AA00-0
Memory Module for pro V PN on Profinet	3UF7901-0AA00-0
Addressing Plug for pro S, pro C & pro V on Profibus	3UF7910-0AA00-0
Door Adaptor	3UF7920-0AA00-0
Initialization module for the automatic parameterization of SIMOCODE pro S/proV,	3UF7902-0AA00-0



# SIEMENS

Ingenuity for life

## SIRIUS 3SK1 Safety relays

[www.siemens.com/safety-relays](http://www.siemens.com/safety-relays)

With the SIRIUS 3SK1 safety relays every simple safety application can be optimally implemented, both technically and economically, whether it is EMERGENCY STOP, two-hand operation consoles, light arrays, laser scanners or protection of persons at presses and punching machines.

SIRIUS 3SK1 safety relays comply to the most stringent requirements of IEC 61508 or IEC 62061 (SIL 3) and EN ISO 13849-1 (PL e) and therefore the latest safety standards.

for more details visit us at: [siemens.com/safety-relays](http://siemens.com/safety-relays)

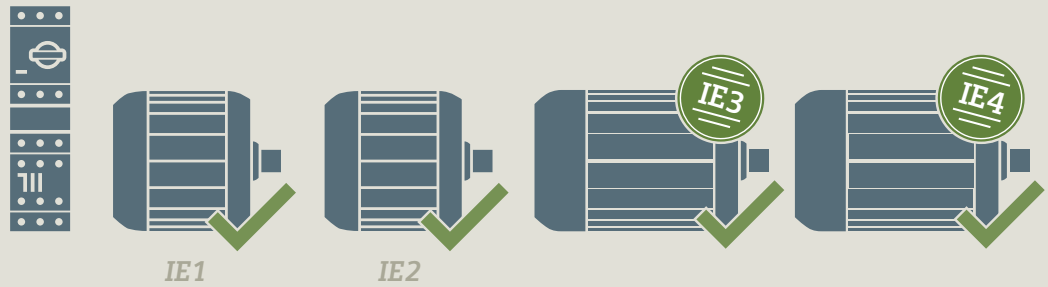
Relay enable circuit	Semiconductor enable circuit	Output Contacts				Rated control supply voltage	Unit LP ₹	MOQ
		EC	SC (signalling)	EC (td)	Adjustable Time Delay (td)			
<b>SIRIUS 3SK1 standard basic units</b>								
3SK1111-1AB30		3	1	--	--	24V AC/DC	17575.-	1
3SK1111-1AW20		3	1	--	--	110-240V AC/DC	17575.-	1
	3SK1112-1BB40	2	1	--	--	24V DC	16155.-	1
<b>SIRIUS 3SK1 advanced basic units</b>								
3SK1121-1CB41		2	--	2	0.05...3 Sec	24V DC	26935.-	1
3SK1121-1CB42		2	--	2	0.5...30 Sec	24V DC	26935.-	1
3SK1121-1CB44		2	--	2	5.0...300Sec	24V DC	26935.-	1
	3SK1122-1CB41	2	--	2	0.05...3 Sec	24V DC	16155.-	1
	3SK1122-1CB42	2	--	2	0.5...30 Sec	24V DC	16155.-	1
	3SK1122-1CB44	2	--	2	5.0...300Sec	24V DC	16155.-	1
<b>SIRIUS 3SK1 Output expansion module</b>								
3SK1211-1BB00		4	1			24V AC	15835.-	1
3SK1211-1BB40		4	1			24V DC	15835.-	1
3SK1211-1BW20		4	1			110-240V AC/DC	15835.-	1

Note: EC = enable Circuit(s), SC = signaling circuit(s), td = delayed





**Reliable  
switching and  
protection  
of IE3/IE4  
motors  
at any time**



## Fuseless selection type 2, Iq = 50kA, IS/IEC:60947-4-1 (Motor starter protector 3RV2 + Contactor 3RT)

Suitable for IE3/IE4

- The selection is valid only for complete Siemens combinations i.e. MPCB + contactor + bi-relay (+timer)
  - In case this combination is changed to accommodate another brand/rating of MPCB/MCCB/contactor/BMR, it shall be the responsibility of the person making such a change to assure Type 2 performance.
  - Selection is for normal starting conditions (Class 10 Feeder). For heavy starting applications (e.g. ID/FD fans, reciprocating compressor, ball mills etc.), please consult Siemens.
  - Tested Type 2 combinations
  - Low LCC = Low life cycle cost
- # 3RV20 comes with in-built overload protection, hence external bi-relay is eliminated

### Direct-on-line feeder, for low LCC

SL Motor		Circuit breaker®		Contactor		Bi-relay	
kW 415V, 3ph, 50/60 Hz	I <sub>L</sub> Amps (Guide value)	Type	Rating Amps	Type	Rating Amps	Type	Set-Range Amp
0.37	1.1	3RV2011-0KA10	1.25	3RT2015	7	#	0.9 ... 1.1
0.55	1.5	3RV2011-1AA10	1.6	3RT2015	7	#	1.1 ... 1.4
0.75	1.9	3RV2011-1CA10	2.5	3RT2015	7	#	1.8 ... 2.2
1.1	2.7	3RV2011-1DA10	3.2	3RT2015	7	#	2.2 ... 2.8
1.5	3.6	3RV2011-1FA10	5	3RT2024	12	#	3.5 ... 4.5
2.2	5	3RV2011-1GA10	6.3	3RT2024	12	#	4.5 ... 5.5
3	6.5	3RV2011-1HA10	8	3RT2024	12	#	5.5 ... 7
4	8.5	3RV2011-1JA10	10	3RT2024	12	#	7 ... 9
5.5	11.5	3RV2011-1KA10	12.5	3RT2024	12	#	9 ... 10
7.5	15.5	3RV2021-4BA10	20	3RT2027	32	#	13 ... 16
11	22	3RV2021-4DA10	25	3RT2027	32	#	18 ... 23
15	29	3RV2021-4EA10	32	3RT2027	32	#	27 ... 30 *
18.5	35	3RV2031-4UA10	40	3RT2035	40	#	32 ... 35
22	41	3RV2031-4WA10	52	3RT2036	50	#	42 ... 49
30	55	3RV2031-4JA10	65	3RT2037	65	#	54 ... 62
37	66	3RV2031-4KA10	73	3RT2038	80	#	62 ... 70
45	80	3RV2031-4RA10	80	3RT2038	80	#	70 ... 77 **
45	80	3RV2041-4RA10	84	3RT2046	95	#	65 ... 84
55	97	3RV2042-4MA10	100	3RT2047	110	#	80 ... 100
55	97	3VA2216-5MN32-0AA0	160	3RT1054	115	#	63 ... 115
75	132	3VA2216-5MN32-0AA0	160	3RT1055	150	#	63 ... 140
90	160	3VA2220-5MN32-0AA0	200	3RT1056	185	#	80 ... 175
110	195	3VA2325-5MN32-0AA0	250	3RT1064	225	#	100 ... 225
132	230	3VA2440-5MN32-0AA0	400	3RT1065	265	#	160 ... 265
160	280	3VA2440-5MN32-0AA0	400	3RT1066	300	#	160 ... 300
200	350	3VA2450-5MN32-0AA0	500	3RT1075	400	#	200 ... 400
250	430	3VA2450-5MN32-0AA0	500	3RT1076	500	#	200 ... 440

\* Starting current up to 256A

\*\* Starting current up to 720A

\$ 3RV21 'relay function' motor protection circuit-breaker can also be used in place of 3RV10 / 3RV20 MPCB respectively

@ Motor switching operations with circuit breaker 3VA are not allowed.

Alternative combinations with 3VA1 available, contact nearest sales office

For more motor feeder selection charts with various SIRIUS devices see configuration manual "Configuring SIRIUS Innovations – Selection Data for Fuseless and Fused Load Feeders", <https://support.industry.siemens.com/cs/ww/en/view/39714188>



# Fuseless selection type 2, Iq = 50kA, IS/IEC:60947-4-1 (3RV/3VL with 3RT & 3RU)

Suitable for IE2 motors

- The selection is valid only for complete Siemens combinations i.e. MPCB / MCCB + contactor + bi-relay (+timer)
- In case this combination is changed to accommodate another brand/rating of MPCB/MCCB/contactor/BMR, it shall be the responsibility of the person making such a change to assure Type 2 performance.
- Selection is for normal starting conditions (class 10 feeder). For heavy starting applications (e.g. ID/FD fans, reciprocating compressor, ball mills etc.), please consult Siemens.
- The electronic star-delta timer type 3RP should be used in star-delta feeders.
- Tested Type 2 combinations
- Low LCC = Low life cycle cost

## Direct-on-line feeder, for low LCC

SL motor		Circuit breaker <sup>§</sup>		Contactor		Bi-relay	
kW 415V, 3ph, 50/60 Hz	I <sub>L</sub> Amp	Type	Amp	Type	Amp	Type	Set-Range Amp
0.37	1.1	3RV2011-0KA10	1.25	3RT2015	7	#	0.9 ... 1.25
0.55	1.5	3RV2011-1AA10	1.6	3RT2015	7	#	1.1 ... 1.6
0.75	1.9	3RV2011-1BA10	2	3RT2015	7	#	1.4 ... 2
1.1	2.7	3RV2011-1DA10	3.2	3RT2015	7	#	2.2 ... 3.2
1.5	3.6	3RV2011-1EA10	4	3RT2015	7	#	2.8 ... 4
2.2	5	3RV2011-1GA10	6.3	3RT2024	12	#	4.5 ... 6.3
3	6.5	3RV2011-1HA10	8	3RT2024	12	#	5.5 ... 8
4	8.5	3RV2011-1JA10	10	3RT2024	12	#	7.....10
5.5	11.5	3RV2011-1KA10	12.5	3RT2024	12	#	9 ... 12.5
7.5	15.5	3RV2011-4AA10	16	3RT2026	25	#	11.....16
11	22	3RV2021-4DA10	25	3RT2027	32	#	20 ... 25
15	29	3RV2021-4EA10	32	3RT2027	32	#	27 ... 32
18.5	34	3RV2031-4UA10	40	3RT2035	40	#	32 ... 40
22	40	3RV2031-4VA10	45	3RT2036	50	#	35 ... 45
30	53	3RV2031-4JA10	65	3RT2037	65	#	54 ... 65
37	65	3RV2031-4KA10	73	3RT2038	80	#	62 ... 73
45	78	3RV2031-4RA10	80	3RT2038	80	#	70 ... 80
55	96	3RV1041-4MA10	100	3RT1054	115	#	80 ... 100
55	96	3VL2710-1DK36-0AA0	100	3RT1054	115	3RU2146-4MB0	80 ... 100
75	132	3VL2716-1DK36-0AA0	160	3RT1055	150	3RU2156-5DB10-8K	110 ... 160
90	160	3VL3725-1DK36-0AA0	250	3RT1056	185	3RU2156-5EB10-8K	140 ... 200
110	195	3VL3725-1DK36-0AA0	250	3RT1064	225	3RU2166-5FB10-8K	180 ... 250
132	230	3VL3725-1DK36-0AA0	250	3RT1065	265	3RU2166-5FB10-8K	180 ... 250
160	280	3VL4731-1DK36-0AA0	315	3RT1066	300	3RU2166-5GB10-8K	220 ... 320
200	350	3VL5750-1DK36-0AA0	500	3RT1075	400	3RU2176-5HB10-8K	280 ... 400
250	430	3VL5750-1DK36-0AA0	500	3RT1076	500	3RU2176-5JB10-8K	350 ... 500

§ 3RV11 / 3RV21 'relay function' motor protection circuit-breaker can also be used in place of 3RV10 / 3RV20 motor protection circuit-breaker respectively

# 3RV10 / 3RV20 comes with in-built overload protection, hence external bi-relay is eliminated

Suitable for IE2/IE3/IE4 Motors

## Star-Delta feeder, for Low LCC

SL motor			Circuit breaker <sup>§</sup>		Contactor line/delta		Contactor star		Bi-relay		Timer
kW 415V, 3ph, 50/60 Hz	I <sub>L</sub> Amps	I <sub>Ph</sub> Amps	Type	Rating Amps	Type	Rating Amps	Type	Rating Amps	Type	Set-Range Amp	Type
5.5	11.5	6.5	3RV2321-4AC10	16	3RT2026	25	3RT2015	7	3RU2126-1HB0	5.5 - 8	3RP15
7.5	15.5	9.2	3RV2321-4BC10	20	3RT2026	25	3RT2015	7	3RU2126-1JB0	7-10	3RP15
11	22	12	3RV2321-4DC10	25	3RT2027	32	3RT2024	12	3RU2126-4AB0	11...16	3RP15
15	29	16.2	3RV2321-4EC10	32	3RT2027	32	3RT2024	12	3RU2126-4BB0	14 ... 20	3RP15
18.5	34	19.7	3RV2331-4UC10	40	3RT2035	40	3RT2027	32	3RU2136-4DB0	18 ... 25	3RP15
22	40	23.2	3RV2331-4VC10	45	3RT2036	50	3RT2027	32	3RU2136-4EB0	22 ... 32	3RP15
30	53	30.6	3RV2332-4JC10	65	3RT2037	65	3RT2035	40	3RU2136-4FB0	28 ... 40	3RP15
37	65	37.5	3RV2331-4KC10	73	3RT2038	80	3RT2035	40	3RU2136-4GB0	36 ... 45	3RP15
45	78	45	3RV2331-4RC10	80	3RT2038	80	3RT2035	40	3RU2136-4HB0	40 ... 50	3RP15
55	96	55.4	3RV2341-4MC10	100	3RT2047	110	3RT2035	40	3RU2146-4JB0	45 ... 63 **	3RP15
55	96	55.4	3RV2341-4MC10	100	3RT1054	115	3RT2037	65	3RU2146-4JB0	45 ... 63	3RP15
55	96	55.4	3VL2710-1DK36-0AA0	100	3RT1054	115	3RT2037	65	3RU2146-4JB0	45 ... 63	3RP15
75	131	75.6	3VL2716-1DK36-0AA0	160	3RT1055	150	3RT2037	65	3RU2146-4LB0	70 ... 90	3RP15
90	156	90.1	3VL3725-1DK36-0AA0	250	3RT1056	185	3RT2037	65	3RU2156-5BB10-8K	70 ... 100	3RP15
110	195	113	3VL3725-1DK36-0AA0	250	3RT1064	225	3RT1054	115	3RU2156-5CB10-8K	90 ... 125	3RP15
132	230	133	3VL3725-1DK36-0AA0	250	3RT1065	265	3RT1054	115	3RU2156-5DB10-8K	110 ... 160	3RP15
160	280	162	3VL4731-1DK36-0AA0	315	3RT1066	300	3RT1054	115	3RU2156-5EB10-8K	140 ... 200	3RP15
200	350	202	3VL5750-1DK36-0AA0	500	3RT1075	400	3RT1064	225	3RU2166-5FB10-8K	180 ... 250	3RP15
250	430	248	3VL5750-1DK36-0AA0	500	3RT1076	500	3RT1065	265	3RU2166-5GB10-8K	220 ... 320	3RP15

\*\* Starting current up to 780A

## Fuse protected selection type 2, Iq = 50kA, IS/IEC:60947-4-1 (3KL with 3RT & 3RU)

Suitable for IE2 motors

- The selection is valid only for complete Siemens combinations i.e. SDF + DIN Fuse + Contactor + Bi-Relay (+ timer).
- In case this combination is changed to accommodate another brand/rating of SDF/DIN Fuse/Contactor/BMR, it shall be the responsibility of the person making such a change to assure type 2 performance.
- Selection is for normal starting conditions (class 10 feeder). (For heavy starting applications e.g. ID/FD fans, reciprocating compressor, ball mills etc., please consult Siemens.)
- The electronic star-delta timer type 3RP should be used in star-delta feeders.
- SDF: Switch Disconnecter Fuse. All fuses are DIN HRC type.
- Tested Type 2 combinations
- Low LCC = Low Life Cycle Cost

### Direct-on-line feeder, for Low LCC

SL Motor		SDF		Fuse		Contactor		Bi-Relay	
kW 415V, 3ph, 50/60 Hz	I <sub>L</sub> Amps	Type	Amp	Type	Amps	Type	Rating Amps	Type	Set-Range Amp
0.37	1	3KL811	20	3NA78040RC	4	3RT2015	7	3RU2116-0KB0	0.9 ... 1.25
0.55	1.3	3KL811	20	3NA78040RC	4	3RT2015	7	3RU2116-1AB0	1.1 ... 1.6
0.75	1.9	3KL811	20	3NA78010RC	6	3RT2015	7	3RU2116-1BB0	1.4 ... 2
1.1	2.6	3KL811	20	3NA78010RC	6	3RT2015	7	3RU2116-1DB0	2.2 ... 3.2
1.5	3.7	3KL811	20	3NA78030RC	10	3RT2015	7	3RU2116-1EB0	2.8 ... 4
2.2	4.8	3KL811	20	3NA78050RC	16	3RT2015	7	3RU2116-1GB0	4.5 ... 6.3
3.7	7.8	3KL811	20	3NA78070RC	20	3RT2023	9	3RU2126-1JB0	7...10
5.5	11.2	3KL812	32	3NA78100RC	25	3RT2024	12	3RU2126-1KB0	9 ... 12.5
7.5	16	3KL812	32	3NA78120RC	32	3RT2025	17	3RU2126-4AB0	11 ... 16
11	20.8	3KL815	63	3NA78200RC	50	3RT2026	25	3RU2126-4DB0	20 ... 25
15	28	3KL815	63	3NA78220RC	63	3RT2027	32	3RU2126-4EB0	27 ... 32
18.5	34	3KL821	100	3NA78240RC	80	3RT2035	40	3RU2136-4FB0	28 ... 40
22	40	3KL821	100	3NA78240RC	80	3RT2036	50	3RU2136-4GB0	36 ... 45
30	53	3KL821	100	3NA78300RC	100	3RT2037	65	3RU2136-4QB0	47 ... 57
37	65	3KL822	125	3NA78320RC	125	3RT2038	80	3RU2136-4KB0	62 ... 73
45	78	3KL822	125	3NA78320RC	125	3RT2038	80	3RU2136-4RB0	70 ... 80
55	96	3KL823	160	3NA78360RC	160	3RT1054	115	3RU2146-4MB0	80 ... 100
75	132	3KL831	200	3NA71400RC	200	3RT1055	150	3RU2156-5DB10-8K	110 ... 160
90	160	3KL832	250	3NA71440RC	250	3RT1056	185	3RU2156-5EB10-8K	140 ... 200
110	195	3KL832	250	3NA71440RC	250	3RT1064	225	3RU2166-5FB10-8K	180 ... 250
132	230	3KL833	315	3NA72520RC	315	3RT1065	265	3RU2166-5FB10-8K	180 ... 250
160	280	3KL834	400	3NA72600RC	400	3RT1066	300	3RU2166-5GB10-8K	220 ... 320
200	350	3KL841	500	3NA33650RC	500	3RT1075	400	3RU2176-5HB10-8K	280 ... 400
250	430	3KL841	500	3NA33650RC	500	3RT1076	500	3RU2176-5JB10-8K	350 ... 500

### Star-Delta feeder, for Low LCC

SL Motor			SDF		HRC Fuses		Contactor Line/Delta		Contactor Star		Bi-Relay		Timer
kW 415V, 3ph, 50/60 Hz	I <sub>L</sub> Amps	I <sub>Ph</sub> Amps	Type	Rating Amps	Type	Rating Amps	Type	Rating Amps	Type	Rating Amps	Type	Set-Range Amp	Type
4	7.8	4.5	3KL811	20	3NA78030RC	10	3RT2023	9	3RT2023	9	3RU2126-1FB0	3.5 ... 5	3RP15
5.5	11.2	6.5	3KL811	20	3NA78050RC	16	3RT2023	9	3RT2023	9	3RU2126-1HB0	5.5 ... 8	3RP15
7.5	16	9.2	3KL811	20	3NA78070RC	20	3RT2024	12	3RT2023	9	3RU2126-1JB0	7 ... 10	3RP15
11	20.8	12	3KL812	32	3NA78100RC	25	3RT2024	12	3RT2023	9	3RU2126-1KB0	9 ... 12.5	3RP15
15	28	16.2	3KL812	32	3NA78120RC	32	3RT2026	25	3RT2025	17	3RU2126-4BB0	14 ... 20	3RP15
18.5	34	19.7	3KL815	63	3NA78200RC	50	3RT2027	32	3RT2026	25	3RU2126-4CB0	17 ... 22	3RP15
22	40	23.2	3KL815	63	3NA78200RC	63	3RT2035	40	3RT2026	25	3RU2136-4DB0	18 ... 25	3RP15
30	53	30.6	3KL821	100	3NA78220RC	80	3RT2035	40	3RT2026	25	3RU2136-4EB0	22 ... 32	3RP15
37	65	37.5	3KL821	100	3NA78240RC	80	3RT2035	40	3RT2027	32	3RU2136-4FB0	28 ... 40	3RP15
45	78	45	3KL821	100	3NA78300RC	100	3RT2036	50	3RT2028	40	3RU2136-4HB0	40 ... 50	3RP15
55	96	55.4	3KL821	100	3NA78300RC	100	3RT2037	65	3RT2035	40	3RU2136-4JB0	54 ... 65	3RP15
75	131	75.6	3KL823	160	3NA78360RC	160	3RT2038	80	3RT2037	65	3RU2136-4RB0	70 ... 80	3RP15
90	156	90	3KL823	160	3NA78360RC	160	3RT2046	95	3RT2038	80	3RU2146-4LB0	70 ... 90	3RP15
110	195	113	3KL831	200	3NA71400RC	200	3RT1054	115	3RT1054	115	3RU2156-5CB10-8K	90 ... 125	3RP15
132	230	133	3KL832	250	3NA71440RC	250	3RT1055	150	3RT1054	115	3RU2156-5DB10-8K	110 ... 160	3RP15
160	280	162	3KL833	315	3NA72520RC	315	3RT1056	185	3RT1054	115	3RU2156-5EB10-8K	140 ... 200	3RP15
200	350	202	3KL834	400	3NA72600RC	400	3RT1064	225	3RT1056	185	3RU2166-5FB10-8K	180 ... 250	3RP15
250	430	248	3KL841	500	3NA33650RC	500	3RT1065	265	3RT1065	265	3RU2166-5GB10-8K	220 ... 320	3RP15

Available till stocks last

## 4 pole contactors - (with 4NO main contacts)

with AC coils

Contactor size	Rated current I <sub>e</sub> (A) AC1, 415V	Auxiliary Contacts		Type <sup>2)*</sup>	Unit LP ₹	Std. pkg. (nos.)
		NO	NC			
2	60	-	-	3RT1336-1A..0	8120.-	1
3	90	-	-	3RT1343-1A..0	13825.-	1
	110	-	-	3RT1344-1A..0	15795.-	1
	140	-	-	3RT1346-1A..0	20380.-	1

## 4 Pole Power Contactors (with 2NO+2NC power contacts)

Size	AC-1 rating operational current I <sub>e</sub> upto 415V A	AC Coil <sup>2)</sup>			DC Coil <sup>5)</sup>		
		Type*	Unit LP ₹	Std. pkg. (nos.)	Type	Unit LP ₹	Std. pkg. (nos.)
S2	55	3RT1535-1A..0	11330.-	1	3RT1535-1B..0	14500.-	1

<sup>2)</sup> AC coil voltage - Please enter coil codes from table below

Code	B0	F0	P0
Coil voltage (V) (50Hz)	24	110	230

<sup>5)</sup> DC coil voltage

Code	B4	F4	M4
Coil voltage (V)	24	110	220

## Reversing contactor Assemblies - 3RA.3

Size	AC-3 operational current I <sub>e</sub> upto 415V	Motor rating at 415V, 50Hz	AC Coil				DC Coil									
			Rated control supply voltage U <sub>s</sub> at 50/60Hz	Type	Unit LP ₹	Std. pkg. (nos.)	Rated control supply voltage U <sub>s</sub>	Type	Unit LP ₹	Std. pkg. (nos.)						
											V AC	V DC				
S2	50	22	110	3RA1336-8XB30-1AG2	29770.-	1	24	3RA1336-8XB30-1BB4	41950.-	1						
	50	22	2300	3RA1336-8XB30-1AL2												
S3	65	30	110	3RA1344-8XB30-1AG2	40570.-	1	24	3RA1344-8XB30-1BB4	48180.-	1						
			230	3RA1344-8XB30-1AL2												
	80	37	110	3RA1345-8XB30-1AG2							48730.-	1	24	3RA1345-8XB30-1BB4	60620.-	1
			230	3RA1345-8XB30-1AL2												
S3	95	45	230	3RA1346-8XB30-1AL2	56625.-	1	24	3RA1346-8XB30-1BB4	69560.-	1						

Reversing contactor assembly are also available as "ready to assemble kit" please refer page no. 23

## Star Delta Contactor Assemblies - 3RA.4

Screw terminals

Size	AC-3 operational current I <sub>e</sub> upto 415V	Motor rating at 415V, 50Hz	AC Coil				DC Coil			
			Rated control supply voltage U <sub>s</sub> at 50/60Hz <sup>1)</sup>	Type	Unit LP ₹	Std. pkg. (nos.)	Rated control supply voltage U <sub>s</sub>	Type	Unit LP ₹	Std. pkg. (nos.)
S2-S2-S0	50/65	22/30	230	3RA1434-8XC21-1AL2	25720.-	1	24	3RA1434-8XC21-1BB4	40505.-	1
S2-S2-S2	80	37	230	3RA1435-8XC21-1AL2	36045.-	1	24	3RA1435-8XC21-1BB4	48175.-	1
	86	45	230	3RA1436-8XC21-1AL2	42135.-	1	24	3RA1436-8XC21-1BB4	58940.-	1
S2-S3-S2	150	75	230	3RA1445-8XC21-1AL2	66850.-	1	24	3RA1445-8XC21-1BB4	83060.-	1

## Available till stocks last

## Spares for 3TK5 AC1 duty contactors

### Contact kits

Spare contact kit for	Type	Unit LP ₹	Std. pkg. (nos.)
3TK50 02-0A..	3TY7500-0KA	8085.-	1
3TK52 02-0A..	3TY7520-0KA	13050.-	1
3TK54 02-0A..	3TY7540-0KA	16475.-	1
3TK56 02-0A..	3TY7560-0KA	25630.-	1

## Thermistor motor protection relay

Type of Thermistor	Reset	Contacts	Control supply voltage	Type	Unit LP ₹	Std. pkg. (nos.)
PTC type A	Auto	1 CO	230V AC	3RN1000-1AM00	5825.-	1
			24V AC/DC	3RN1000-1AB00		1
			110V AC	3RN1000-1AG00		1

## Microprocessor based overload relay - 3RB20 and 3RB21

Size	Relay range A	3RB20 (Class 10)		3RB20 (Class 20)		3RB20 (Class Adj. 5 to 30)		Std. pkg. (nos.)
		Type*	Unit LP ₹	Type	Unit LP ₹	Type	Unit LP ₹	
S2	6 to 25A	3RB2036-1QW1#	4675.-	3RB2036-2QW1#	5825.-	3RB2133-4QW1#	9205.-	1
	6 to 25A	3RB2036-1QB0	4940.-	3RB2036-2QB0	5825.-	3RB2133-4QB0	9120.-	1
	12.5 to 50A	3RB2036-1UB0	6550.-	3RB2036-2UB0	8165.-	3RB2133-4UB0	10495.-	1
	13 to 50A	3RB2036-1UW1#	6550.-	3RB2036-2UW1#	8165.-	3RB2133-4UW1#	11125.-	1
S3	12.5 to 50	3RB2046-1UB0	7435.-	3RB2046-2UB0	9300.-	3RB2143-4UB0	13355.-	1
	25 to 100	3RB2046-1EB0	9185.-	3RB2046-2EB0	12065.-	3RB2143-4EB0	13355.-	1
	25 to 100	3RB2046-1EW1	9645.-	3RB2046-2EW1	12065.-	3RB2143-4EW1	13485.-	1

## Thermal Overload Relays - 3RU11 (S2, S3)

### Direct Mounting - Class 10

Size of relay / contactor	Relay range A	Type	Unit LP ₹	Std. pkg. (nos.)	
S2	5.5 ... 8	3RU1136-1HB0	3720.-	1	
	7 ... 10	3RU1136-1JB0		1	
	9 ... 12.5	3RU1136-1KB0		1	
	11 ... 16	3RU1136-4AB0		1	
	14 ... 20	3RU1136-4BB0		1	
	18 ... 25	3RU1136-4DB0		1	
	22 ... 32	3RU1136-4EB0		1	
	28 ... 40	3RU1136-4FB0		1	
	36 ... 45	3RU1136-4GB0		4455.-	1
40 ... 50	3RU1136-4HB0	4455.-	1		
S3	28 ... 40	3RU1146-4FB0	5780.-	1	
	36 ... 50	3RU1146-4HB0		1	
	45 ... 63	3RU1146-4JB0	6135.-	1	
	57 ... 75	3RU1146-4KB0		1	
	70 ... 90	3RU1146-4LB0		6400.-	1
	80 ... 100	3RU1146-4MB0		8375.-	1

### Accessory for independent mounting

For size of relay	Relay type	Type	Unit LP ₹	Std. pkg. (nos.)
S2	3RU1	3RU1936-3AA01	900.-	1
S3	3RU1	3RU1946-3AA01	1060.-	1
S00	3RB2	3RB2913-0AA1	535.-	1
S0	3RU1	3RB2923-0AA1	535.-	1



## Available till stocks last

### Motor protection circuit breakers - 3RV1 (S00, S0, S2)

#### MPCBs for motor and plant protection upto 100kA

MPCB overload range A	MPCB with Standard release <sup>1)</sup>		MPCB with "relay function" <sup>2)</sup>		MPCB with "Mag only" Release <sup>3)</sup>		Std. pkg. (nos.)	
	Type* Size S0	Unit LP ₹	Type* Size S0	Unit LP ₹	Type* Size S0	Unit LP ₹		
0.11...0.16	3RV1021-0AA10	6170.-	3RV1121-0AA10	8805.-	3RV1321-0AC10	6400.-	1	
0.14 ... 0.2	3RV1021-0BA10	6520.-	3RV1121-0BA10		3RV1321-0BC10		1	
0.18...0.25	3RV1021-0CA10		3RV1121-0CA10		3RV1321-0CC10		1	
0.22 ... 0.32	3RV1021-0DA10		3RV1121-0DA10		3RV1321-0DC10		1	
0.28...0.4	3RV1021-0EA10		3RV1121-0EA10		3RV1321-0EC10		1	
0.35 ... 0.5	3RV1021-0FA10		3RV1121-0FA10		3RV1321-0FC10		1	
0.45...0.63	3RV1021-0GA10		3RV1121-0GA10		3RV1321-0GC10		1	
0.55 ... 0.8	3RV1021-0HA10		3RV1121-0HA10		8000.-		3RV1321-0HC10	1
0.7...1	3RV1021-0JA10		3RV1121-0JA10		8805.-		3RV1321-0JC10	1
0.9 ... 1.25	3RV1021-0KA10		3RV1121-0KA10		9220.-		3RV1321-0KC10	6785.-
1.1...1.6	3RV1021-1AA10		3RV1121-1AA10	3RV1321-1AC10		1		
1.4 ... 2	3RV1021-1BA10	3RV1121-1BA10	3RV1321-1BC10	1				
1.8...2.5	3RV1021-1CA10	3RV1121-1CA10	3RV1321-1CC10	1				
2.2 ... 3.2	3RV1021-1DA10	3RV1121-1DA10	3RV1321-1DC10	1				
2.8...4	3RV1021-1EA10	3RV1121-1EA10	3RV1321-1EC10	1				
3.5 ... 5	3RV1021-1FA10	3RV1121-1FA10	3RV1321-1FC10	1				
4.5 ... 6.3	3RV1021-1GA10	3RV1121-1GA10	3RV1321-1GC10	1				
5.5 ... 8	3RV1021-1HA10	3RV1121-1HA10	8900.-	3RV1321-1HC10		1		
7 ... 10	3RV1021-1JA10	3RV1121-1JA10	8900.-	3RV1321-1JC10		1		
9 ... 12	3RV1021-1KA10	3RV1121-1KA10	8900.-	3RV1321-1KC10	1			
10 ... 16	3RV1021-4AA10	3RV1121-4AA10	8900.-	3RV1321-4AC10	1			
14 ... 20	3RV1021-4BA10	3RV1121-4BA10	11125.-	3RV1321-4BC10	8400.-	1		
17 ... 22	3RV1021-4CA10	3RV1121-4CA10		3RV1321-4CC10		1		
20 ... 25	3RV1021-4DA10	3RV1121-4DA10		3RV1321-4DC10		1		

MPCB overload range A	MPCB with Standard release <sup>1)</sup>		MPCB with "relay function" <sup>2)</sup>		MPCB with "Mag only" Release <sup>3)</sup>		Std. pkg. (nos.)
	Type* Size S2	Unit LP ₹	Type* Size S2	Unit LP ₹	Type* Size S2	Unit LP ₹	
11 ... 16	3RV1031-4AA10	12040.-	3RV1131-4AA10	20495.-	3RV1331-4AC10	17045.-	1
14 ... 20	3RV1031-4BA10		3RV1131-4BA10		3RV1331-4BC10		1
18 ... 25	3RV1031-4DA10	3RV1131-4DA10	3RV1331-4DC10		11930.-	1	
22 ... 32	3RV1031-4EA10	12935.-	3RV1131-4EA10	3RV1331-4EC10	1		
28 ... 40	3RV1031-4FA10	14245.-	3RV1131-4FA10	22585.-	3RV1331-4FC10	13270.-	1
36 ... 45	3RV1031-4GA10	17405.-	3RV1131-4GA10	23715.-	3RV1331-4GC10	1	
40 ... 50	3RV1031-4HA10		3RV1131-4HA10		3RV1331-4HC10	16435.-	1

- 1) MPCB trips on SC and also on OL
- 2) MPCB trips on SC and opens contactor on OL
- 3) MPCB trips on SC



## Continuously adding value to your application

## Discontinued

Product	Type No.
3RH21 Contactor Relays	3RH1140-1A..0
	3RH1131-1A..0
	3RH1122-1A..0
	3RH1140-1B..0
	3RH1131-1B..0
	3RH1122-1B..0
3RT101 S00 Power Contactor	3RT1015 - 3RT1018
3RT102 S0 Power Contactor	3RT1023 - 3RT1026
3RT103 S2 Power Contactor	3RT1034 - 3RT1036
Auxiliary Contact Blocks (S00)	3RH1911-1FA20
	3RH1911-1FA11
	3RH1911-1FA02
	3RH1911-1FA40
	3RH1911-1FA31
	3RH1911-1FA22
	3RH1911-1FC22
	3RH1911-1FB22
	3RH1911-1AA10
	3RH1911-1AA01

Product	Type No.
3RA1 Load Feeders, Link modules	3RA1911-1AA00
	3RA1921-1DA00
	3RA1921-1AA00
	3RA1921-1BA00
	3RA1922-1AA00
Surge Suppressors 3RT1/3RH1 (S00)	3RT1916-1JJ00
	3RT1916-1JK00
	3RT1916-1JL00
	3RT1916-1JP00
	3RT1916-1CB00
	3RT1916-1CC00
	3RT1916-1CD00
	3RT1916-1EH00
3RT1916-1LM00	
3RT1916-1GA00	
7PV0 Multifunction timer	7PV0722-1BV20
Microprocessor based overload relay - 3RB20 and 3RB21 Size S00 & S0	3RB2016 / 3RT2026 / 3RB2113 / 3RB2123
Thermal Overload Relays - 3RU11 (S00, S0)	3RU1116/3RU1126
Old Raja Starter	3TW4290-1A..
Old ASD Starter	3TE0290-0A..

## Siemens Industry Online Support (SIOS)

Download mobile app



# SIEMENS

*Ingenuity for life*



## When it comes to safety, nothing beats SIVACON

**SIVACON S8 - the only most economical  
switchboard with true closed door trolley  
disconnection**

The SIVACON S8 low-voltage power distribution switchboard sets new standards failproof safety & service. In conformance to the IEC 61439-1&2, SIVACON S8 guarantees high performance, maximum safety and compact modularity.

These switchboards help industries and buildings significantly reduce investment costs and space.

#### **Benefits**

- Superior safety, performance reliability and unmatched space saving
- SIVACON Assurance - Maintenance-free for life

#### **Features**

- The only 'Arc Free' switchboards in the world
- SIVACON patented double front PCCs upto 7000A, 150kA
- Patented holeless technology for connections
- Patented ventilation technique
- Combination of fixed, plugin & drawout feeders in the same vertical
- State-of-the-art technology, innovation in design and unmatched performance

SIVACON

Technology  
Partner

**SIEMENS**

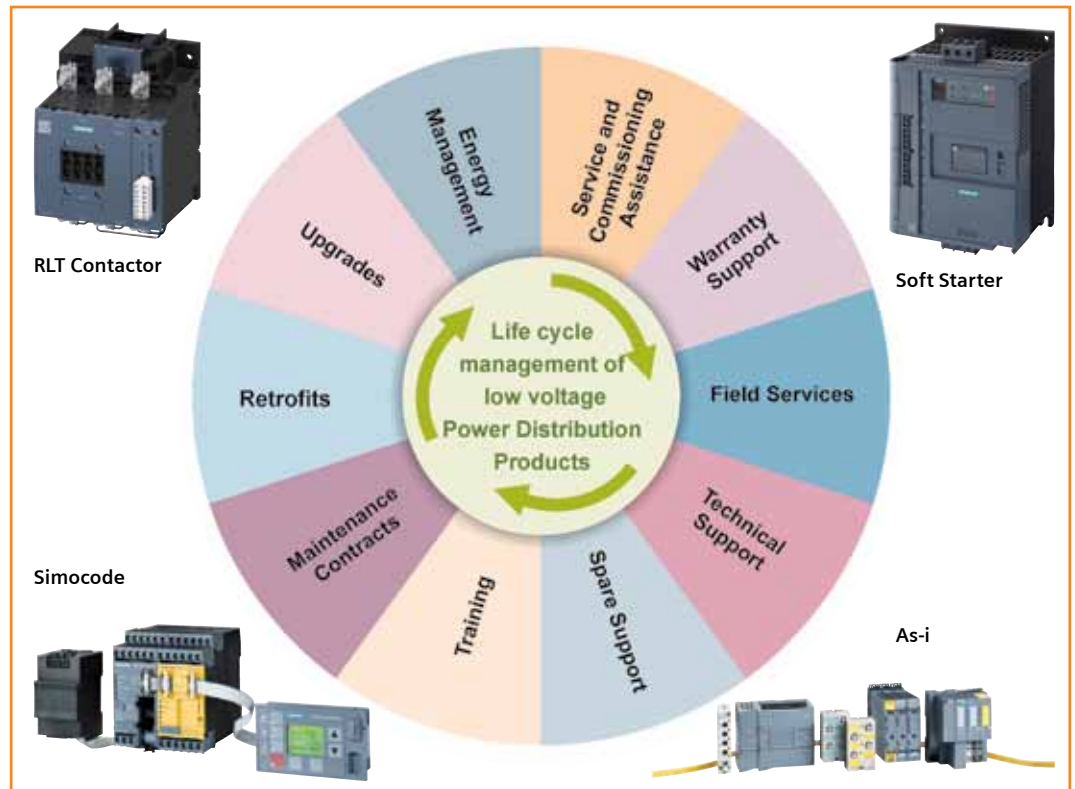
[www.siemens.com/sivacon-details](http://www.siemens.com/sivacon-details)

## One point contact for your service needs

The comprehensive range of services from Siemens is sure to cover the needs of the most varied users.

We offer structured services, designed to give you valuable support in every phase during the lifecycle of your low voltage products and panels – from warranty support to suitable retrofit solutions.

Additionally we also provide Energy Management solutions and Technology upgrade solutions for your existing switchgear.



## Service & spares for SIEPAN 8PU switchboards



- Annual Maintenance contract of SIEMENS LV Switchboards
- Preventive health check up & servicing
- Up-gradation of existing motor feeder ratings
- Conversion of existing conventional to intelligent MCC
- Expert supervision & commissioning assistance
- Spares for fixed and draw-out switchboards
- Ready to use completely prewired draw out modules for MCC
- Conversion of draw out to fixed type feeders

*Please get in touch with us for details*

### CUSTOMER CARE

**Toll Free No: 1800220987/18002090987 • E-mail: [ics.india@siemens.com](mailto:ics.india@siemens.com)**



## A comprehensive range of products, solutions and services



For information on prices of above products please refer to the valid low voltage power Distribution Products LP

---

## Terms and conditions

Maximum Retail Price (MRP) / List Price (LP) is subject to revision without prior notice are subject to revision without prior notice.

The company reserves the right to supply goods at its works or godown at its discretion.

The minimum order size for non-stock items (items not marked with ■) is 50 Nos. for each item or ₹ 50,000/- per item.

**Export control regulation - retention clause:** The fulfillment of the agreement on Siemens part is subject to the provision that this shall not be prevented by implements on the grounds of national and international legal requirements, in particular export control provision.

### Stock items

The normal stock items (indicated by ■) are subject to change without prior notice.

---

### Note

- This supercedes all previous Price Lists.
- List Prices (LPs) mentioned are exclusive of all taxes.
- Maximum Retail Prices (MRPs) mentioned in the publication are maximum recommended selling prices.
- For receiving material in factory sealed packing, we request you to order in multiples of the indicated standard packing quantity.

---

Ask your nearest Siemens partners to include you in our mailing list.

Always make your purchases only from our authorised dealers. Details available with our sales office/territory managers.

# LIST OF SITRAIN - INDIA TRAINING CENTERS

(including Training Service Providers, TSPs)

Title	Days
<b>Training Programmes on Automation</b>	
SIMATIC S71200 with TIA V15	5
SIMATIC S7300 with STEP7 V5.x Basic	5
SIMATIC S7400 with STEP7 V5.x Basic	5
SIMATIC WinCC Explorer V7.x Basic	5
SIMATIC WinCC Explorer V7.x Advance	3
SIMATIC WinCC (TIA Portal) Professional V15	5
SIMATIC S71500 with TIA V15 Basic	5
SIMATIC S71500 with TIA V15 Advance	3
SIMATIC S7300 with STEP7 V5.x Advance	3
SIMATIC S7400 with STEP7 V5.x Advance	3
Networking on PROFIBUS/PROFINET with V5.x	5
Networking on PROFIBUS/PROFINET with TIA Portal V15	3
DCS: SIMATIC PCS7 Basic	10
DCS: SIMATIC PCS7 Advance	10
SIMATIC Distributed (Machine Safety) course	3
SIMATIC Fail-safe (Process Safety) course	3
SIMATIC Industrial Identification	3
SIMATIC Industrial Communication	2
Industrial Networking	3
SCL with STEP7 Classic V5.6	On Request
SCL with TIA Portal V15	
PCS7 CEMAT	

Title	Days
S7Graph with STEP7 Classic V5.6	On Request
S7Graph with TIA Portal V15	Request
<b>Training Programmes on Digitalization</b>	
Digitalization Auto Engineering	5
Digitalization_Stand_SiVArc	3
<b>Training Programmes on Process Instrumentation</b>	
Process Instrumentation	4
<b>Training Programmes on Drive</b>	
G120 with STARTER	5
SINAMICS G120 with TIA Portal	4
SINAMICS G130/G150	6
SINAMICS S120 Basic	5
SINAMICS S120 Advance	5
SINAMICS S120 Safety functions	3
SIMOTION Basic	5
SIMOTION Advance	5
SINAMICS V90	3
SINAMICS V20	3
SINAMICS DC Master 6RA80	6
SINAMICS Perfect Harmony GH180	5
Application Based Crane Training	5
Basic Course on AC/DC Drive	5
Basic AC Drive with MM4 Maintenance	5

Title	Days
AC Drive SIMOVERT Masterdrive Vector control	6
SIMOREG DC Master 6RA70	6
SIMOTRAS HD	5
SINAMICS GM/GL/SL	On request
<b>Training Programmes on LV Switchgear</b>	
LV Switchgear Products & Coordination	4
LV Switchgear Products, Distribution & Panel	4
SIMOCODE AC-Motor control	3
Basic Automation for Switchgear User	3
AC Motor Basics Control & Maintenance	3
SIRIUS Soft Starter	2
Sentron PAC Meter	2
Sentron Power Manager	On Request
AC MV Motor	Request
<b>Training Programmes for College</b>	
CU PLC	3
CU SCADA	3
CU AC/DC Drive	4
CU PI	3
CU LV Switchgear	3
CU Motor	2
CU Mechatronics	18

## SITRAIN Training Executors in India (Address & Contacts)

**SITRAIN India (Kalwa)**  
Siemens Ltd.  
TSDC, Kalwa Works  
Opposite Airoli Railway Station  
Thane Belapur Road, Airoli  
Navi Mumbai - 400708, Maharashtra  
Tel: +91-22-39663208  
E-mail: customer.training.in@siemens.com

**STE-NORTH 1 (Panchkula)**  
Industrial Automation Training Centre  
178, Phase II, Industrial Area  
Panchakula -134113  
Haryana, India.  
Tel: +91-172-5044417  
E-mail: info@iatc.in

**STE-South-2 (Hyderabad)**  
Esskay Technologies  
9-10-13, 2nd Floor, Siddam ShettyComplex  
Canara Bank, Opposite Raymond Showroom  
Parklane, Secunderabad - 500003  
Tel: +91-40-66776353/040-66386352  
E-mail: hydtc@esskay.in

**STE-WEST 2 (Digha)**  
Christiani Sharpline Technical Training (P) Ltd.  
Plot No.19, TTC Industrial Area  
Vishnu Nagar, Dighe  
Navi Mumbai - 400708  
Tel: +91-22-39154101/105  
E-mail: christiani@sharplinegroup.com

**STE-East (Kolkata)**  
Unit No-207A, 2nd Floor, PS Aviator  
Atghara, Rajarhat Newtown, Chinarpark  
Kolkata - 700136  
Tel: +91-8820378858  
E-mail: koltc@esskay.in

**STE-South-3 (Chennai)**  
Vi Microsystems Pvt. Ltd.  
Plot No. 75, Electronics Estate, Perungudi  
Tamil Nadu, Chennai - 600096  
Tel: +91-44-42047536  
E-mail: siemens@vimicrosystems.com

**STE-Central (Bhilai)**  
Artech Solutions  
2/5 Priyadarshani Parisar (West)  
Nehru Nagar Square, Bhilai - 490020  
Tel: +91-712-2243338  
E-mail: arttech.bhilai@gmail.com

**STE - SOUTH 1 (Coimbatore)**  
Karunya – SIEMENS Centre  
Karunya University, Karunya Nagar  
Coimbatore - 641114  
Tel: +91-422-2614400/4399  
E-mail: siemens@karunya.edu

**STE-WEST 1 (Navi-Mumbai)**  
Esskay Services  
Block No. 801-802, B Wing, Techno City  
Plot No. X-4/1 & X-4/2, TTC Industrial Area  
Mahape, Navi Mumbai - 460710  
Tel: +91-22-27788403  
E-mail: mumtc@esskay.in





# SIEMENS

*Ingenuity for life*



## Welcome to the future!

IEC 61439 - The new standard for low-voltage switchgear and controlgear assemblies  
With effect from November 2014

[www.siemens.com/iec61439](http://www.siemens.com/iec61439)







# Your partners

## Sales offices:

**Ahmedabad**  
3rd Floor, Prerna Arbour  
Girish Coldrinks Cross Roads, Navrangpura  
Ahmedabad - 380 009  
☎ : +91 79 30927600  
Fax: +91 79 30927699

**Baroda**  
Ground Floor, Urja Bhavan  
Opp. Makarpura Railway Station, Maneja  
Vadodara - 390 013  
☎ : +91 265 3957701  
Fax: +91 265 3039190

**Bengaluru**  
1st Floor, Jyoti Mahal, No. 49, St. Marks Rd.  
Bengaluru - 560 001  
☎ : +91 80 33422000  
Fax: +91 80 33424131

**Bhubaneswar**  
Unit: 1102 & 1103, DLF Cyber City  
Chandaka Industrial Estate, Patia, Bhubaneswar  
Odisha - 751024

**Chandigarh**  
SCO 188/191, 3rd Floor, Sector-17 C  
Chandigarh - 160 017  
☎ : +91 172 4690300  
Fax: +91 172 4690399

**Chennai**  
4th Floor, ETA Mount Centre  
Seethakathi Business Centre, Mount Road  
Chennai - 600006  
☎ : +91 44 30474000  
Fax: +91 44 30474080

**Coimbatore**  
1st Floor, "Senthil Towers", 1078, Avinashi Road  
Coimbatore - 641018  
☎ : +91 422 3076300  
Fax: +91 422 3076310

**Gurgaon**  
Plot No. - 78, Tower - B  
Jagatjit Industries Building (JIL)  
Opposite SBI Academy, Sector-18  
Gurgaon - 122015  
☎ : +91 124 2842000, 3810200

**Hyderabad**  
5-9-19, 4th & 5th Floor, Laxmi Narasinh Estate  
Opp. Secretariat Road, Saifabad  
Hyderabad - 500 004  
☎ : +91 40 30922500  
Fax: +91 40 30923145

**Jaipur**  
International Business Center, K14 First Floor  
Ashok Marg, Ashok Nagar, C Scheme  
Jaipur - 302001  
☎ : +91 141 5152108  
Fax: +91 141 2370482

**Jamshedpur**  
"Roshan Tower", Main Road, Bistupur (2nd Floor)  
Jamshedpur - 831001  
☎ : +91 657 6682201

**Kolkata**  
3rd Floor, 43, Shanti Palli  
Rashbihari Bypass Connector  
Kolkata - 700042, India  
☎ : +91 33 30939000  
Fax: +91 33 30939010

**Lucknow**  
510-511, 5th Floor, Shalimar Titanium  
Plot No. TC.G-1/1, Vibhuti Khand  
Govt Nagar, Lucknow  
Uttar Pradesh 226010  
☎ : +91 522 4031039

**Mumbai**  
Business Centre-1  
Thane Belapur Road, Thane - 400 601  
☎ : +91 22 39663000  
Fax: +91 22 39663721

**Nagpur**  
4th Floor, Land Mark Building  
Wardha Road, Ramdas Peth  
Nagpur - 440 010  
☎ : +91 712 3093000  
Fax: +91 712 3093111

**Pune**  
Tower B/701-705, ICC Trade Tower  
403A, Senapati Bapat Road  
Pune - 411016  
☎ : +91 20 30466000  
Fax: +91 20 30466000

**Vishakhapatnam**  
2nd Floor, 30-8-47, Lakshmi Narasimha Towers  
Banu Street, Daba Gardens  
Visakhapatnam - 530 020  
Andhra Pradesh  
☎ : +91 891 3050200  
Fax: +91 891 3050222

## Territory managers:

**Agra**  
F7B, ACR Desiree Apartment  
Near Kargil Petrol Pump, Sikandra  
Agra - 282007, U.P.  
Mobile: +91 7665590333  
E-mail: jain.nitin@siemens.com

**Aurangabad**  
Mobile: +91 9673333024  
E-mail: brajesh.rathor@siemens.com

**Belgavi**  
Flat no-201, 2nd Floor, Harimanor Apartment  
1st Cross- Bhagya Nagar, Angol Extension, Belgavi  
Karnataka 590006  
Tel.: +91 0831 2495156  
Mobile: +91 9740277991  
E-mail: anand.gawade@siemens.com  
Mobile: +91 8105254395  
E-mail: siddu.mareguddi@siemens.com

**Bharuch**  
Gold B, 804, Samruddhi Residency  
Opp. Zadeshwar Bus Stop, Zadeshwar Road  
Bharuch - 392011  
Mobile: +91 9429037805  
E-mail: kalpeshkumar.darji@siemens.com

**Bhilai**  
C/o. Mr. Anil Dhusia  
Qtr No. 4A, Street 33, Sector - 4  
Bhilai - 490001  
Mobile: +91 7869922211  
E-mail: pravlin.deshbhatar@siemens.com

**Bhopal**  
Flat-102, Tower - Jasmine Nikhil Nestles  
Jatkeri Hoshangabad Road  
Bhopal, MP - 462026  
Mobile: +91 9711007466  
E-mail: vinay.mittal@siemens.com

**Boisar**  
Flat No. A-21, Sai Sagar CHS, MAHADA Colony  
Chitrayalaya Road, Boisar - 401506  
Mobile: +91 9819231892  
E-mail: debashis.biswas@siemens.com

**Cochin**  
Jomer Symphony, 33/2317, 5th Floor  
Chalikkavattom, Ponnurrunni North, Vytilla  
Kochi - 682019  
Tel.: +91 4028611/22  
Mobile: +91 9656690111  
E-mail: vinu.pillai@siemens.com

**Durgapur**  
6/15, Bengal Ambuja  
(Near Durgapur Cinema Hall), Citi Centre  
Durgapur - 713216  
Mobile: +91 9051020207  
E-mail: sayantan.ghosh@siemens.com

**Gandhidham**  
Plot No. 299, Ward 3A, Adipur  
Gandhidham - 370205, Gujarat  
Mobile: +91 9099010323  
E-mail: Vismay.pandya@siemens.com

**Gorakhpur**  
Flat No. 3B, 3rd Floor, Plot No. 298  
Near Sawatri Hospital, Purdilpur, Vijay Chowk  
Gorakhpur - 273001, UP  
Mobile: +91 917800960310  
E-mail: tiwari.mayank@siemens.com

**Guwahati**  
Shivalaya Housing Society, Flat No. B3A  
Bylane 4, Joymati Nagar, Adabari, Pandu  
Guwahati - 781012  
Mobile: +91 9864110684  
E-mail: biplab.datta@siemens.com

**Haridwar**  
Flat No. 204, Shiv Asthaly Apartment  
Purshotyam Vihar, Kankhal, Haridwar - 249408  
Mobile: +91 9889384222  
E-mail: umesh.pandey@siemens.com

**Hospet**  
#727, Lakshmi Narasimha Nilaya  
Near Surbhi Kalyana Mantapa, Amaravathi  
Hospet - 583203  
Mobile: +91 9741114877  
E-mail: naveen.sn@siemens.com

**Hosur**  
Plot No. 12 Vishnu Anandam Galaxy  
Chittanapalli Nallur Village, Hosur - 635109  
Mobile: +91 8971200266  
E-mail: dinesh.rajaian@siemens.com

**Hubli**  
Plot No. 8, Abhi Nilay, Manjunath Nagar  
Gokul Road, Hubli - 30, Karnataka  
Mobile: +91 9945961052  
E-mail: kiran.kage@siemens.com

**Jalandhar**  
H.No. 140, Ground Floor, Defence Colony  
Jalandhar, Punjab - 144001  
Mobile: +91 8427979870  
E-mail: himanshu.kaushik@siemens.com

**Jodhpur**  
A-240, Shastri Nagar, Jodhpur - 342003  
Mobile: +91 9929110493  
E-mail: rajendra.kabra@siemens.com

**Kanpur**  
Flat No. 702, Pushpi Apartments  
Sharda Nagar, Kanpur - 208025, Uttar Pradesh  
Mobile: +91 8802011478  
E-mail: singh.amar@siemens.com

**Khopoli**  
Samarthnagar Co-op Hsg. Soc.  
Mogalwadi Road, Khopoli,  
Taluka - Khalapur, Dist. Raigad - 410 203  
Mobile: +91 9867748975  
E-mail: deshpande.sachin@siemens.com

**Kolhapur**  
RS No. 84-1, Pinac Prasad, Flat No. A-35  
New Palace Road, Kolhapur - 416006  
Mobile: +91 9850836839  
E-mail: vinay.todkar@siemens.com

**Kota**  
406, Manglayatan Apartment  
Near Jain Temple, Bhimgarj Mandi  
Kota - 324002  
Mobile: +91 9828419111  
E-mail: avinash.mathur@siemens.com

**Ludhiana**  
H.No. 1858, First Floor, Sector - 32 A  
Ludhiana - 141008, Punjab  
Mobile: +91 9876047929  
E-mail: sunil.singla@siemens.com

**Ludhiana**  
R-115, Near DAV School  
Sarabha Nagar Ext Ph-2, Pakhowal Road  
Ludhiana, Punjab - 142022  
Mobile: +91 9888484066  
E-mail: padam.sharma@siemens.com

**Madurai**  
Anirudh block, F-Top 3, Vasudhara Apartment  
84, TPK Main Road, Andalapuram  
Madurai - 625 003, Tamil Nadu  
Mobile: +91 9894617776  
E-mail: sivaprakasam.r@siemens.com

**Maraimalainagar**  
No.11, Ambedkar Street, SRS Buildings, Upstairs Raga  
Dental Clinic, Potheri, Chennai - 603203  
Mobile: +91 9840392926  
E-mail: shanmuga.v@siemens.com

**Meerut**  
D-205, Ansal Courtyard, Roorkee Bypass  
Modipuram, Meerut - 250110, UP  
Mobile: +91 7619047999  
E-mail: achint.mathur@siemens.com

**Mehsana**  
Mr. Prabhakaran Mudaliar  
Mobile: +91 9724753579  
E-mail: prabhakaran.mudaliar@siemens.com

**Mysore**  
No. 980, 4th Cross, 6th Main  
Bannimantap B layout, SS Nagar  
Mysore - 570015  
Mobile: +91 9611311645  
E-mail: raashid.syed@siemens.com

**Naidupeta**  
Door No. 3-3-140, Raghavaiahpeta  
Sriharikota Road, Opp to Race School  
Sullurpeta Town & Mandal, SP5R Nellore District  
AP - 524123  
Mobile: +91 9840255185  
E-mail: r.pradeep@siemens.com

**Nashik**  
Flat No 402, "D" Wing, Hari Shrushti  
Near Jogging Track, Opposite WNS, Indira Nagar  
Nashik - 422009  
Mobile: +91 9822193204  
E-mail: dhananjay.thorat@siemens.com

**Neemrana**  
Flat No. F111, Anantraj Ashray Apartment  
Plot No. 236, Japanese Zone  
Neemrana - 301705, Dist.- Alwar  
Mobile: +91 9650481919  
E-mail: deepak.benival@siemens.com

**Patna**  
A-53, 5th Floor, Krishna Apartment, Boring Road  
Patna - 800001  
Mobile: +91 9641574289  
E-mail: rajendra.mitra@siemens.com

**Pondicherry**  
R.A.M. Paradise, II Floor, No.4, 2nd Cross  
Kamban Nagar, Reddiarpalayam  
Puducherry - 605010  
Mobile: +91 9176609374  
E-mail: gopalakrishnan.shanmugam@siemens.com

**Raipur**  
103 Risabh Regency, Near Shri Medishine Hospital  
New Rajendra Nagar, Raipur (CG) - 492001  
Mobile: +91 9425601849  
E-mail: raghuraj.bisen@siemens.com

**Rajkot**  
301, Snowhill Apartment  
Near Golden Supermarket, Amin Marg  
Rajkot - 360007, Gujarat  
Mobile: +91 9909904993  
E-mail: piyush.thaker@siemens.com

**Ranchi**  
Flat No. A-101, 1st Floor, Sundaram Apartment  
Kilburn Colony, Hinoo, Ranchi  
Jharkhand - 834002  
Mobile: +91 8294052647  
E-mail: shyamal.bhattacharyya@siemens.com

**Renukoot**  
Vijay Gupta Bhawan, Swami Vivekanand Colony  
Murdhawa, Renukoot - 231217, U.P.  
Mobile: +91 9984500021  
E-mail: kumardeepak@siemens.com

**Rourkela**  
D/7, Gafour Colony, Ground Floor  
Near LIC Office, Udit Nagar  
Rourkela - 769012, Odisha  
Mobile: +91 9776967773  
E-mail: prakhar.chaturvedi@siemens.com

**Rudrapur**  
Shanti Vihar Colony, Chatarpur Road  
Opposite - Dr. Pandey Hospital  
Rudrapur - 263153, Uttarakhand  
Mobile: +91 9839174578  
E-mail: girish.pandey@siemens.com

**Salem**  
Rajagiraham, Lumbini Illam, No. 20  
Palaniappa Nagar Hasthampatti, Salem - 636007  
Mobile: +91 8754922245  
E-mail: g.suresh@siemens.com

**Siliguri**  
C/o Radhagobindo Paul  
Syed Mustafa Ali Road, Raja Rammohan Roy Road  
Hakimpara, Ward Number: XV, Dist - Darjeeling  
Siliguri - 741201  
Mobile: +91 9932276294  
E-mail: dibyoyoti.karmakar@siemens.com

**Sonepat**  
H.No. 1103, 1st Floor, Sector - 14  
Sonepat, Haryana - 131001  
Mobile: +91 9855621222  
E-mail: kumar.manish@siemens.com

**Sriperumbudur**  
Villa No. 97, Casa Grande Futura, Chengalpet Road  
Sriperumbudur, Kanchipuram Dist - 602105  
Mobile: +91 9791045280  
E-mail: murugaraj.s@siemens.com

**Surat**  
A 604, Stuti Universal, Green City Road  
Pal-Adajan, Surat - 395009, Gujarat  
Mobile: +91 9712445504  
E-mail: harshwardhan.mishra@siemens.com

**Trichy**  
Flat No.102, 'B' Block, 2nd Floor, Vignesh Empire  
Apartments, Salai Road, Woraipur, Trichy - 620003  
Mobile: +91 8056025127  
E-mail: ponnivalavan.p@siemens.com

**Trissur**  
Plot No. 12, Cherakaran House, Unity Nagar  
Kurichira P.O, Thrissur, Kerala - 680006  
Mobile: +91 9947957839  
E-mail: nobin.babu@siemens.com

**Udaipur**  
A-39, New Ahinsapuri, Fatehpura  
Udaipur - 313004  
Mobile: +91 8696222212  
E-mail: rohit.nandan@siemens.com

**Vapi**  
Flat No. 302, 3rd Floor, Samrajya-IV  
Royal Residency, Gokul Vihar Township  
Charwada Road, Taluka - Pardi, Dist. Valsad  
Vapi - 396195  
Mobile: +91 9825147957  
E-mail: rohit.darji@siemens.com

**Vijayawada**  
Mobile: +91 9948664228  
E-mail: naga.ganesna@siemens.com

Siemens Ltd.

Digital Factory

Control Products

R&D Technology Centre

Kalwa Works, Thane Belapur Road, Thane - 400 601

Fax: +91 22 33265627

For more information contact toll free 1800 209 1800

E-mail: lvsgmktg.india@siemens.com

[www.siemens.co.in](http://www.siemens.co.in)

Order No.: 109441881

DF-CP-CC-CC94112018

(This replaces DF-CP- CC40022018)

Customer Care Toll free no.

1800 209 0987

Email: ics.india@siemens.com

Product upgradation is a continuous process. Hence, data in this pricelist is subject to change without prior notice. For the latest information, please get in touch with our Sales Offices.